

Tech Note 474

Identifying Wonderware® Panel and Tablet PCs

All Tech Notes and KBCD documents and software are provided "as is" without warranty of any kind. See the [Terms of Use](#) for more information.


Topic#: 002195
Created: March 2007

Introduction

This *Tech Note* shows the correct Part Numbers and Serial Number locations for Panel, Tablet and Box PCs.

Identifying Panel PCs

Series A






Figure 1: SERIES A Rear View with Both ID Numbers

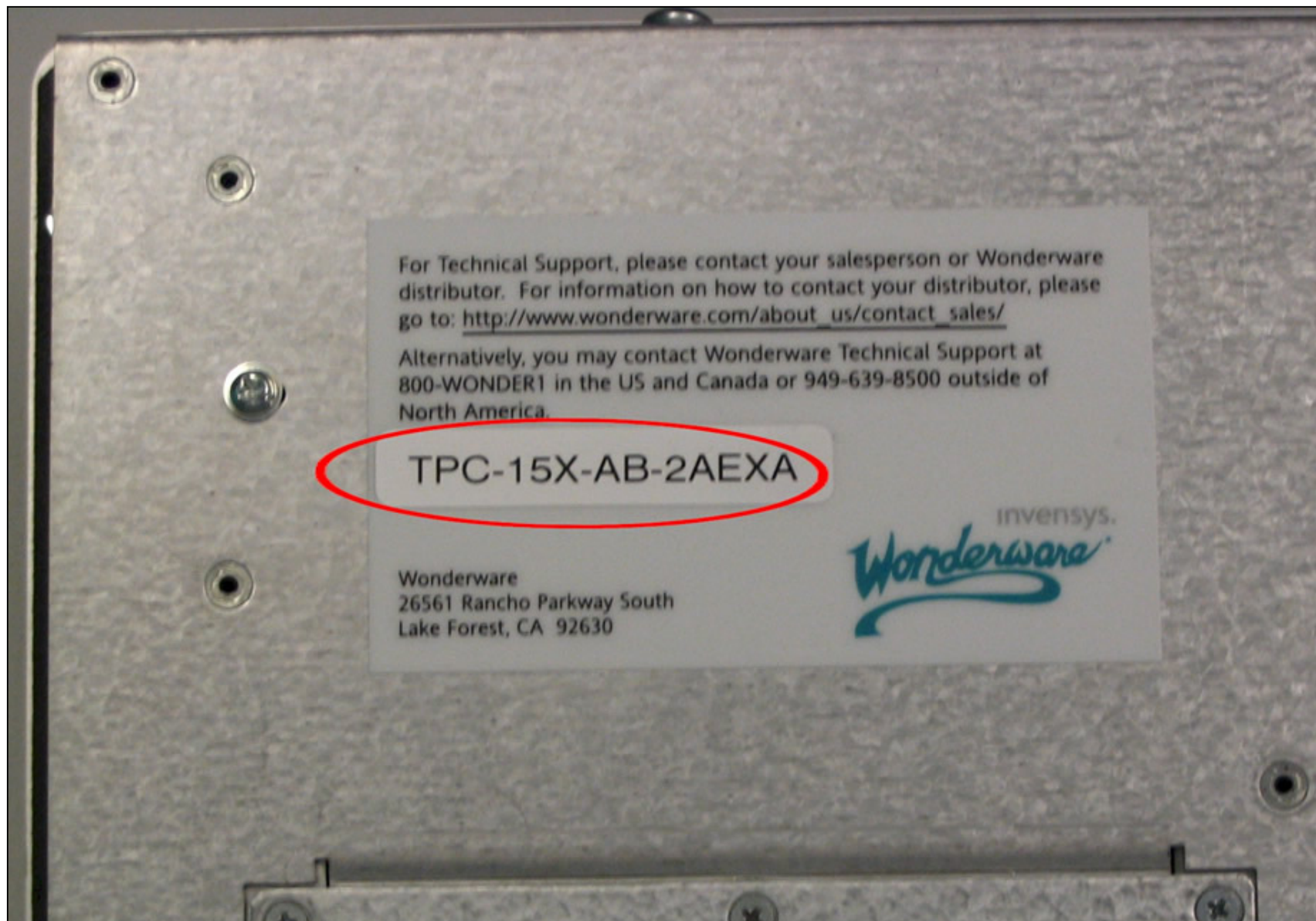




Figure 2: Wonderware TPC Serial Number Detail

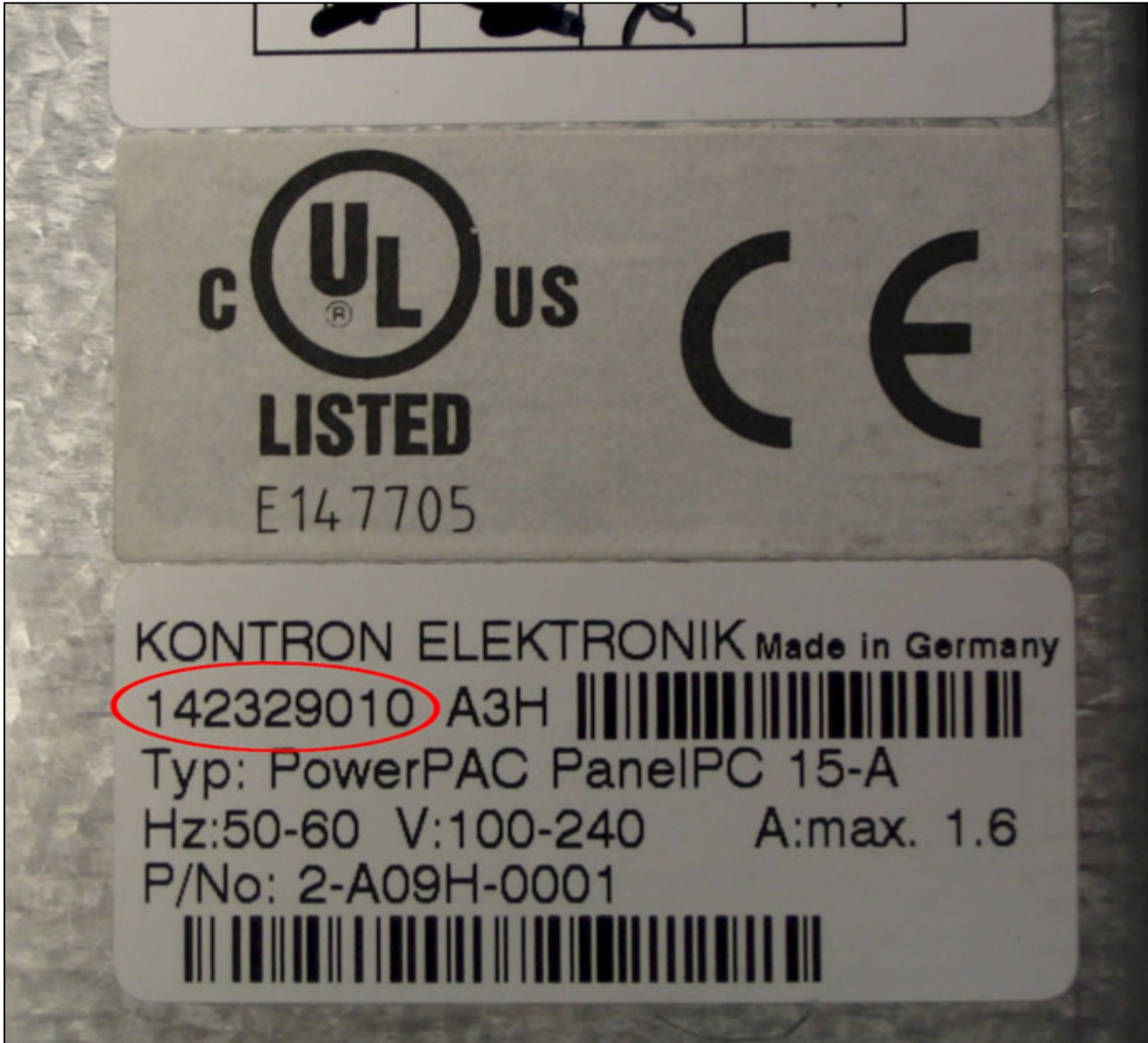


Figure 3: Manufacturer Serial Number Detail

Series B




Figure 4: Series B Rear Angled View with Two ID Numbers




Figure 5: Rear View Detail with Wonderware ID Number

Series A Tablet



Figure 8: Series A Tablet Computer ID

Series B Tablet

The **Series B** Tablet PC has the On/Off switches at the front of the unit (Figure 9 below).



Figure 9: Series B Tablet ID



Figure 10: Box PC Angle View With Two IDs

For Technical Support, please contact your salesperson or Wonderware distributor. For information on how to contact your local distributor, or to get support from a Wonderware-certified support provider in your local language, please browse http://www.wonderware.com/about_us/contact_sales/

Alternatively, you may contact Wonderware Technical Support in the U.S. and Canada (toll-free) 1-800-WONDER1 (1-800-966-3371). Outside the U.S. and Canada, call 1-(949) 639-8500.

WW Part # **BPCD-UUU-3AMXA**

Wonderware
26561 Rancho Parkway South
Lake Forest, CA 92630 USA



Figure 11: Side Panel Detail With Wonderware Part Number ID

ARISTA


ARISTA CORPORATION
41300 BOYCE ROAD, FREMONT, CA 94538
WWW.ARISTAIPC.COM

MODEL : BoxPC-128M

OPTIONS: 0771607200085

INPUT: 12 VDC, 3.3A

S/N:



A8F0014765

MANUFACTURED: Jun 29, 2006



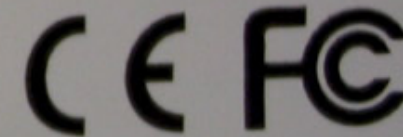
29DC
IND. CONT. EQ
E249874



CAUTION WARNING



THIS DEVICE COMPLIES WITH PART 15 OF THE FCC RULES
TO PREVENT ELECTRICAL SHOCK, DISCONNECT
POWER CORD BEFORE REMOVING COVER.
REFER SERVICE TO QUALIFIED SERVICE PERSONNEL



MAXIMUM 50°C AMBIENT

ASSEMBLED IN USA

Figure 12: Bottom Panel Detail With Manufacturer Serial Number ID

N. Khadikar, B. Leonard

Tech Notes are published occasionally by Wonderware Technical Support. Publisher: Invensys Systems, Inc., 26561 Rancho Parkway South, Lake Forest, CA 92630. There is also technical information on our software products at www.wonderware.com/support/mmi

For technical support questions, send an e-mail to support@wonderware.com.



[back to top](#)