

CATALOG

SACE® Tmax® XT UL/CSA

Low voltage molded case circuit breakers
UL489 and CSA CS22.2 Standards
for the NEMA market



Break new ground

- Data and connectivity
- Ease of use and installation
- Performance and protection
- Safety and reliability

Break new ground.

A cutting-edge molded case circuit breaker range delivering a brand new product experience, with extreme performance and protection features up to 1200 A, maximizing ease of use, integration and connectivity. Built to deliver safety, reliability and quality.



SACE Tmax XT

The complete offering

**MAIN
CHARACTERISTICS**

01

THE RANGES

02

**PROTECTION
TRIP UNITS**

03

**COMMUNICATION
AND CONNECTIVITY**

04

**ENERGY
MEASUREMENTS**

05

SOLUTIONS

06

ACCESSORIES

07

ORDERING CODES

08

Main characteristics

- 1/2** **SACE Tmax XT overview**
- 1/4** **Distinctive features**
 - 1/12** Compliance with Standards
 - 1/13** Company quality system
 - 1/13** Environmental Health & Safety Management System, Social Responsibility and Ethics
 - 1/13** Product Material Compliance
- 1/14** **Construction characteristics**
 - 1/14** Double insulation
 - 1/14** Positive operation
 - 1/14** Insulation behavior
 - 1/14** Tropicalization

SACE Tmax XT overview

Break new ground

Break new ground simply means delivering value through the entire customer journey by leaving behind the traditional concept of circuit breaker. The SACE Tmax XT range offers a unique customer experience that, sharing the same features and logics with the Emax 2 range, for the first time ever overcomes the differences between molded case and air circuit breakers. The most advanced products designed to maximize data and connectivity, ease of use and installation, performance and protection, safety and reliability.

The SACE Tmax XT range offers higher performance, better protection and more precise metering than equivalent units, and can handle from 160 up to 1200A.

Combined with precise electronic trip units in small frames, the new range delivers significant time savings and enhances installation quality. Reliability is further increased, and speed of installation reduced, thanks to Bluetooth and Ekip connectivity for mobile devices.



The SACE Tmax XT family's built-in connectivity links smartphones, tablets and PCs to data analysis tools on the ABB Ability™ cloud platform in real time. The extreme precision of the data measured means users have access to accurate information anywhere and anytime, making it easier to monitor resources and identify savings opportunities. Using the embedded smart power controller can help reduce energy consumption by up to 20 percent.

Upgrading the breakers is straightforward: for the first time, customers can download new functions from ABB Ability Marketplace™, choosing among more than 50 different protection, metering and automation functionalities.



Distinctive features

Data and connectivity



Plant management of the future – SACE Tmax XT sets standards in modern plant and energy management. Access, monitor and control information remotely, anywhere, at any time. Improving efficiency and saving energy.



The SACE Tmax XT is the first molded case circuit-breaker to become an active element inside the electrical plant without using external accessories.

Local connection


Commissioning and device setting have never been so easy thanks to the Bluetooth connectivity and the Ekip Connect software.

Remote communication

All the data of the electrical plant are accessible and the interaction with the breakers from remote is straightforward thanks to the several communication protocols available.

Cloud connectivity

Cloud connection is now possible to exploit the full service of ABB Ability™ EDCS thanks to the Ekip Com HUB.



Distinctive features

Ease of use and installation



Maximum flexibility for every application – SACE Tmax XT sets standards for electrical installations. Easy selection, one-fits-all accessories and intuitive design pave the way for fast upgrades and create values through the entire customer journey. Even for the most critical projects.



Ease of selection

The clever organization of the SACE Tmax XT range and the user-friendly software e-Configure allows the customer to easily select and customize the right products for their needs.

One-fits-all accessories

Improving the circuit breaker from its basic functions to a more versatile and sophisticated

device is made possible thanks to the SACE Tmax XT modular structure and the variety of available accessories.

Upgradability

The Ekip Touch and Hi-Touch trip units can always be upgraded via ABB Ability Marketplace™ and new functionalities shall be always available for an ever ending future.



Distinctive features

Performance and protection



Continuity of service and equipment protection – SACE Tmax XT sets standards when extreme breaking capacity is needed. Sharing the same logics, interfaces and features regardless of operating voltage environmental conditions. Embedding the most advanced protections into the smallest of frames.



Electrical performances

SACE Tmax XT is designed and tested to meet any installation requirement, even the most critical ones.

Metering

SACE Tmax XT provides all the tools needed to set up a competent and effective energy management strategy thanks to the trip units able to measure electrical parameters with 1% accuracy certification.

Protections and logics

SACE Tmax XT integrates extra functionalities into the size of a standard molded case circuit breaker. The most advanced protection functions and logics are available thanks to its cutting-edge trip units.



Distinctive features

Safety and reliability



Absolute attention to detail, with style from design to manufacturing SACE Tmax XT sets standards for edge technologies. Half a century of research and experience means top-level products that are ready to face future challenges.



Discover more about SACE Tmax XT



Web page: go.abb/XT



Products conformity

SACE Tmax XT circuit breakers and their accessories comply with UL489 and CSA C22.2 Standards

Compliance with Standards

The Tmax XT circuit breakers and their accessories are constructed in compliance with:

- Standards:
 - UL489 and CSA C22.2;
- Directives:
 - EC “Low Voltage Directive” (LVD) N° 2014/35/EC;
 - EC “Electromagnetic Compatibility Directive” (EMC) 2014/30/EC;

Shipping Registers:

- Lloyd’s Register of Shipping, Germanischer Lloyd, Bureau Veritas, Rina, Det Norske Veritas, Russian Maritime Register of Shipping, ABS.

Certification of conformity with product Standards is carried out at the ABB SACE test laboratory (accredited by SINAL) in compliance with the EN 45011 European Standard, by the Italian certification body ACAE, member of the European LOVAG organization and by the Swedish certification body SEMKO recognized by the international IECEE organization.



CCC



JIS



KC



Registro Italiano Navale (RINA):
Italy



Lloyd’s Register of Shipping (LR):
United Kingdom



American Bureau Shipping (ABS):
United States of America



Germanischer Lloyd (GL):
Germany



Bureau Veritas (BV):
France



Det Norske Veritas (DNV):
Norway



Russian Maritime Register of Shipping (RMRS):
Russia



Nippon Kaiji Kyokai (NKK):
Japan



Gost - Eac

For more information about circuit breakers, certified ratings and their corresponding validity, please contact ABB SACE.



Company Quality System

The ABB SACE Quality System complies with the following Standards:

- ISO 9001 International Standard;
- EN ISO 9001 (equivalent) European Standard;
- UNI EN ISO 9001 (equivalent) Italian Standard;
- IRIS International Railway Industry Standards.

The ABB SACE Quality System attained its first certification by the RINA certification body in 1990.

Environmental Health & Safety Management System, Social Responsibility and Ethics

Special care for the environment is a priority commitment for ABB SACE. This is confirmed through the company’s Environmental Management System which is certified by the RINA (ABB SACE was the first industry in the electromechanical sector in Italy to obtain this recognition) in conformity with the International ISO14001 Standard. In 1999 the Environmental Management System was integrated with the Occupational Health and Safety Management System according to the OHSAS 18001 Standard and later, in 2005, with the SA 8000 (Social Accountability 8000) Standard. All this amounts to solid evidence of ABB’s commitment to respecting business ethics and promoting a safe and healthy working environment.

ISO 14001, OHSAS 18001 and SA8000 recognitions together with ISO 9001 made it possible to obtain RINA BEST 4 (Business Excellence Sustainable Task) certification.

In addition to this, the following markings and certifications have been achieved :

- GISA 01.02A03;
- LCA (Life Cycle Assessment).

Product Material Compliance


The XT family complies with the following international regulations:

- RoHS II, Directive 2011/65/EC;
- China RoHS;
- REACH, 2006/1907/EC, Registration, Evaluation, Authorization and Restriction of Chemicals;
- WEEE 2012/19/EU -Waste Electrical & Electronic Equipment;
- Conflict Minerals - Dodd-Frank Consumer Protection Act. Section 1502.



Construction characteristics

All the SACE Tmax XT molded case circuit breakers are built in accordance with the following constructional characteristics.



Double insulation

The Tmax XT circuit breaker has double insulation between the live power parts (excluding the terminals) and the front parts of the apparatus where the operator works during normal operation. The mounting location of each electrical accessory is completely segregated from the power circuit, preventing any risk of contact with live parts. The operating mechanism especially is completely insulated from the energized circuits. Furthermore, the circuit breaker has oversized insulation, both between the live internal parts and near the connection terminals. Furthermore, the clearances exceed those required by the IEC Standards and fully comply with the prescriptions of the UL 489 Standard.



Positive operation

The operating lever always indicates the precise position of the moving contacts of the circuit breaker for safe and reliable signals, in compliance with IEC 60073 and IEC 60417 Standards (I = Closed; O = Open; yellow-green line = open due to protection trip). The circuit breaker operating mechanism has a free release regardless of the pressure on the lever and the speed of operation. Protection tripping automatically opens the moving contacts: to re-close them, the operating mechanism must first be reset by pushing the operating lever from the intermediate position to the lowest open position.



Insulation behavior

In the open position, the circuit breaker guarantees insulation distances in compliance with the UL489 Standard, thus preventing leakage currents to flow between the input and output terminals.



Tropicalization

Circuit breakers and accessories in the Tmax XT series are tested in compliance with the IEC 60068-2-30 Standard, carrying out 2 cycles at 55 °C with the “variant 1” method (clause 7.3.3). The suitability of the Tmax XT series under the most severe environmental conditions is further ensured with hot-humid climate according to climatograph 8 in the IEC 60721-2-1 Standards thanks to:

- molded insulating cases made of synthetic resins reinforced with glass fibers;
- anti-corrosion treatment of the main metallic parts;
- Fe/Zn 12 zinc-plating (ISO 2081) protected by a conversion layer, free from hexavalent chromium (ROHS-compliant), with the same corrosion resistance guaranteed by ISO 4520 class 2C;
- application of anti-condensation protection for electronic overcurrent trip units and relative accessories.

The ranges

- 2/2** **SACE Tmax XT circuit breakers for alternating current (AC) distribution**
- 2/6** **SACE Tmax XT circuit breakers for direct current (DC) distribution**
- 2/10** **SACE Tmax XT molded case switches (MCS)**
- 2/14** **Current Limiting**
- 2/15** **100% rated circuit breakers**
- 2/16** **Circuit breakers for motor protection**
Main characteristics

SACE Tmax XT circuit breakers for alternating current (AC) distribution



Molded case circuit breakers (MCCB)			XT1		
Frame Size	[A]		125		
Poles	[No.]		3, 4		
Rated voltage ⁽⁴⁾	(AC) 50-60Hz	[V]	480 V Δ ⁽³⁾		
Versions			Fixed, Plug-in, ReliaGear neXT		
Interrupting ratings			N	S	H
	240 V (AC)	[kA]	50	65	100
	480 V (AC)	[kA]	25	35	65
	600Y/347 V (AC)	[kA]	18	22	25
	600 V (AC)	[kA]	-	-	-
Mechanical life		[No. Operations]	25000		
		[No. Hourly operations]	240		
Dimensions - Fixed (Width x Depth x Height)	3 poles	[mm]/[in]	[76.2 x 70 x 130] / [3 x 2.75 x 5.12]		
	4 poles	[mm]/[in]	[101.6 x 70 x 130] / [4 x 2.75 x 5.12]		
Weight	Fixed 3/4 poles	[kg]/[lbs]	[1.1 - 2.43] / [1.4 - 3.07]		
	Plug-in (EF) 3/4 poles	[kg]/[lbs]	[2.21 - 4.87] / [2.82 - 6.22]		
	Withdrawable (EF) 3/4 poles	[kg]/[lbs]	-		
Trip units for power distribution					
TMF			■		
TMA					
Ekip Dip					
Ekip Touch					

(1) Current Limiting circuit breaker in 480V AC and 600V AC

(2) 2-poles version available only as complete circuit breaker with TMF;

4-poles version available only as complete circuit breaker from In=80 to In=250 with TMF

(3) 600Y/347

(4) Max supply voltage on bottom side for reverse-fed (F, P, W) is 480V for XT2, 600V for others



XT2						XT3				XT4				
125						225				250				
3, 4						3, 4				2 (for N fixed version only) 3, 4 ⁽²⁾				
600						480 V Δ ⁽³⁾				600				
Fixed, Plug-in, Withdrawable						Fixed, Plug-in				Fixed, Plug-in, Withdrawable, ReliaGear neXT				
N	S	H ⁽¹⁾	L ⁽¹⁾	V ⁽¹⁾	X	N	S	N	S	H ⁽¹⁾	L ⁽¹⁾	V ⁽¹⁾	X	
65	100	150	200	200	200	50	65	65	100	150	200	200	200	
25	35	65	100	150	200	25	35	25	35	65	100	150	200	
-	-	-	-	-	-	10	10	-	-	-	-	-	-	
18	22	25	35	42	42	-	-	18	22	25	50	65	100	
25000						25000				25000				
240						240				240				
[90 x 82.5 x 130] / [3.54 x 3.25 x 5.12]						[105 x 70 x 150] / [4.13 x 2.75 x 5.90]				[105 x 82.5 x 160] - [4.13 x 3.25 x 6.3]				
[120 x 82.5 x 130] / [4.72 x 3.25 x 5.12]						[140 x 70 x 150] / [5.51 x 2.75 x 5.90]				[140 x 82.5 x 160] - [5.51 x 3.25 x 6.3]				
[1.2 - 2.65] / [1.6 - 3.53]						[1.7 - 3.37] / [2.1 - 4.63]				[2.5 - 5.51] / [3.5 - 7.72]				
[2.54 - 5.60] / [3.27 - 7.21]						[3.24 - 7.14] / [4.1 - 9.04]				[4.19 - 9.24] / [5.52 - 12.17]				
[3.32 - 7.32] / [4.04 - 8.91]										[5 - 11.02] / [6.76 - 14.90]				
■						■				■				
■										■				
■										■				
■										■				

SACE Tmax XT circuit breakers for alternating current (AC) distribution



Molded case circuit breakers (MCCB)			XT5					
Frame Size	[A]	400-600						
Poles	[No.]	3, 4						
Rated voltage (2)	(AC) 50-60Hz [V]	600						
Versions		Fixed, Plug-in, Withdrawable, ReliaGear neXT						
Interrupting ratings		N	S	H ⁽¹⁾	L ⁽¹⁾	V ⁽¹⁾	X	
	240 V (AC)	[kA]	65	100	150	200	200	
	480 V (AC)	[kA]	35	50	65	100	150	200
	600Y/347 V (AC)	[kA]	-	-	-	-	-	-
	600 V (AC)	[kA]	18	25	35	65	100	100
Mechanical life	[No. Operations]	20.000						
	[No. Hourly operations]	240						
Dimensions - Fixed	3 poles [mm]/[in]	[140 x 103 x 205] - [5.51 x 4.05 x 8.07]						
(Width x Depth x Height)	4 poles [mm]/[in]	[186 x 103 x 205] - [7.32 x 4.05 x 8.07]						
Weight	Fixed 3/4 poles	[kg]/[lbs]	[3.25-7.17] / [4.15-9.15]					
	Plug-in (EF) 3/4 poles	[kg]/[lbs]	[5.15-11.35] / [6.65-14.66]					
	Withdrawable (EF) 3/4 poles	[kg]/[lbs]	[5.4-11.9] / [6.9-15.21]					
Trip units for power distribution								
TMF		■						
TMA		■						
Ekip Dip		■						
Ekip Touch		■						

(1) Current Limiting circuit breaker in 480V AC and 600V AC

(2) Max supply voltage on bottom side for reverse-fed (F, P, W) is 480V for XT2, 600V for others



XT6			XT7			XT7 M		
800			800-1000-1200			800-1000-1200		
3, 4			3, 4			3, 4		
600			600			600		
Fixed, Withdrawable, ReliaGear neXT			Fixed, Withdrawable, ReliaGear neXT			Fixed, Withdrawable		
N	S	H	S	H	L	S	H	L
65	100	200	65	100	200	65	100	200
35	50	65	50	65	100	50	65	100
20	25	35	25	50	65	25	50	65
20.000			10.000			10.000		
240			240			240		
[210 x 103.5 x 268] - [8.27 x 4.07 x 10.55]			[210 x 167 x 268] - [8.27 x 6.57 x 10.55]			[210 x 178 x 268] - [8.27 x 7.01 x 10.55]		
[280 x 103.5 x 268] - [11.02 x 4.07 x 10.55]			[280 x 166 x 268] - [11.02 x 6.57 x 10.55]			[280 x 178 x 268] - [11.02 x 7.01 x 10.55]		
[9.5-20.94] / [12-26.46]			[9.7-21.38] / [12.5-27.56]			[11-24.25] / [14-30.86]		
[12.1-26.68] / [15.1-33.29]			[29.7-65.48] / [39.6-87.3]			[32-70.55] / [42.6-93.92]		
■			■			■		
■			■			■		

SACE Tmax XT circuit breakers for direct current (DC) distribution



Molded case circuit breakers (MCCB)			XT1		
Frame Size	[A]		125		
Poles	[No.]		3, 4		
Rated voltage (DC)	[V]		500		
Versions			Fixed, Plug-in		
Interrupting ratings			N	S	H
	250 V (DC) 2 poles in series	[kA]	35	42	50
	500 V (DC) 2 poles in series		-	-	-
	500 V (DC) 3 poles in series	[kA]	-	-	-
	500 V (DC) 4 poles in series	[kA]	35	50	50
	600 V (DC) 3 poles in series	[kA]	-	-	-
Mechanical life		[No. Operations]	25000		
		[No. Hourly operations]	240		
Dimensions	Fixed 3 poles	[mm]/[in]	[76.2 x 70 x 130] / [3 x 2.75 x 5.12]		
(Width x Depth x Height)	4 poles	[mm]/[in]	[101.6 x 70 x 130] / [4 x 2.75 x 5.12]		
Weight	Fixed 3/4 poles	[kg]/[lbs]	[1.1 - 2.43] / [1.4 - 3.07]		
	Plug-in (EF) 3/4 poles	[kg]/[lbs]	[2.21 - 4.87] / [2.82 - 6.22]		
	Withdrawable (EF) 3/4 poles	[kg]/[lbs]	-		
Trip units for power distribution					
	TMF		■		
	TMA				
	TMG		-		



XT2						XT3	
125						225	
3, 4						3, 4	
500						500	
Fixed, Plug-in, Withdrawable						Fixed, Plug-in	
N	S	H	L	V	X	N	S
35	50	65	75	85	85	25	35
-	-	-	-	-	-	-	-
35	50	65	75	85	85	25	35
-	-	-	-	-	-	-	-
-	-	-	-	-	-	-	-
25000						25000	
240						240	
[90 x 82.5 x 130] / [3.54 x 3.25 x 5.12]						[105 x 70 x 150] / [4.13 x 2.75 x 5.90]	
[120 x 82.5 x 130] / [4.72 x 3.25 x 5.12]						[140 x 70 x 150] / [5.51 x 2.75 x 5.90]	
[1.2 - 2.65] / [1.6 - 3.53]						[1.7 - 3.37] / [2.1 - 4.63]	
[2.54 - 5.60] / [3.27 - 7.21]						[3.24 - 7.14] / [4.1 - 9.04]	
[3.32 - 7.32] / [4.04 - 8.91]							
■						■	
■							
-						-	

SACE Tmax XT circuit breakers for direct current (DC) distribution



Molded case circuit breakers (MCCB)		XT4						
Frame Size	[A]	250						
Poles	[No.]	3, 4						
Rated voltage (DC)	[V]	600						
Versions		Fixed, Plug-in, Withdrawable						
Interrupting ratings		N	S	H	L	V	X	
	250 V (DC) 2 poles in series	[kA]	35	42	50	85	100	100
	500 V (DC) 2 poles in series							
	500 V (DC) 3 poles in series	[kA]	-	-	-	-	-	-
	500 V (DC) 4 poles in series	[kA]	-	-	-	-	-	-
	600 V (DC) 3 poles in series	[kA]	35	50	65	75	85	85
Mechanical life		[No. Operations]	25000					
		[No. Hourly operations]	240					
Dimensions	Fixed 3 poles	[mm]/[in]	[105 x 82.5 x 160] - [4.13 x 3.25 x 6.3]					
(Width x Depth x Height)	4 poles	[mm]/[in]	[140 x 82.5 x 160] - [5.51 x 3.25 x 6.3]					
Weight	Fixed 3/4 poles	[kg]/[lbs]	[2.5 - 5.51] / [3.5 - 7.72]					
	Plug-in (EF) 3/4 poles	[kg]/[lbs]	[4.19 - 9.24] / [5.52 - 12.17]					
	Withdrawable (EF) 3/4 poles	[kg]/[lbs]	[5 - 11.02] / [6.76 - 14.90]					
Trip units for power distribution								
	TMF		■					
	TMA		■					
	TMG		-					



XT5						XT6		
400-600						800		
3, 4						3, 4		
600						600		
Fixed, Plug-in, Withdrawable						Fixed, Withdrawable		
N	S	H	L	V	X	N	S	H
35	50	70	100	100	100	35	50	70
25	35	50	70	100	100	35	35	50
-	-	-	-	-	-	-	-	-
-	-	-	-	-	-	-	-	-
16	25	35	50	70	70	20	20	35
20.000						20.000		
240						240		
[140 x 103 x 205] - [5.51 x 4.05 x 8.07]						[210 x 103.5 x 268] - [8.27 x 4.07 x 10.55]		
[186 x 103 x 205] - [7.32 x 4.05 x 8.07]						[280 x 103.5 x 268] - [11.02 x 4.07 x 10.55]		
[3.25-7.17] / [4.15-9.15]						[9.5-20.94] / [12-26.46]		
[5.15-11.35] / [6.65-14.66]								
[5.4-11.9] / [6.9-15.21]						[12.1-26.68] / [15.1-33.29]		
■						■		
■						-		

SACE Tmax XT molded case switches (MCS)

Molded case switches are devices created from the corresponding circuit breakers and feature the same overall dimensions, versions, and can be fitted with the same accessories.

Applications

These devices are mainly used as:

- switching and insulation devices for lines, bus bars or groups of apparatus;
- bus ties.

In the open position, the switch guarantees a sufficient insulation distance (between the contacts).

Characteristics of molded case switches according to UL489 and CSA C22.2 No.5

		XT1D			XT2D			XT3D			
Frame Size	[A]	125			125			225			
Poles	[No.]	3, 4			3, 4			3, 4			
Rated service voltage	(AC) 50-60Hz [V]	600Y/347			600			600Y/347			
	(DC) [V]	500 4p series / 3p CB up to 250V DC 3p series			500 3p series			500 3p series			
Versions		Fixed, Plug-in, ReliaGear neXT			Fixed, Plug-in, Withdrawable			Fixed, Plug-in			
Interrupting Rating		N	S	H	N	S	H	L	V	N	S

(1) XT7D only

Characteristics of molded case switches according to IEC60947-3

Size		XT1D	XT3D	XT4D
Rated operating current. Ie	(AC) 50-60Hz	125		
AC-22A	415-440Vac	125	225	150/250
AC-23A		125	200	150/200
AC-22A	690V AC	125	225	150/250
AC-23A			200	150/200
Rated operating current. Ie	DC			
DC-22A	250V DC	125 - 2p in series	225 - 2p in series	150/250 - 2p in series
DC-23A		125 - 2p in series	200 - 2p in series	150/200 - 2p in series
DC-22A	500V DC	125 - 4P in series	225 - 3p in series	150/250 - 2p in series
DC-23A		125 - 4P in series	200 - 3p in series	150/200 - 2p in series
DC-22A	750V DC	-	-	-
DC-23A		-	-	-

Electrical life AC22 / AC23 (AC) 440 V In

Mechanical life

Protection

Each molded case switch must be protected on the supply side by a coordinated device which safeguards it against short circuits.

The section "Coordination" in the table below shows the correspondence between each molded case switch and the relevant circuit breaker.

Making capacity

The making capacity Icm is highly important since a molded case switch must be able to withstand the dynamic, thermal and current stresses which can occur during closing operations without being destroyed, right up to short circuit closing conditions.

XT4D					XT5D					XT6D			XT7D/XT7D M		
150/250					400 - 600					800			1000 - 1200		
3, 4					3, 4					3, 4			3, 4		
600					600					600			600		
600 3p series					600 3p series					600 3p series			-		
Fixed, Plug-in, Withdrawable, ReliaGear neXT					Fixed, Plug-in, Withdrawable, ReliaGear neXT					Fixed, Withdrawable, ReliaGear neXT			Fixed, Withdrawable, ReliaGear neXT ⁽¹⁾		
N	S	H	L	V	N	S	H	L	V	N	S	H	S	H	L

XT5D		XT6D		XT7D		XT7D M	
400	600	800	1000 - 1200	1000 - 1200	1000 - 1200	1000 - 1200	1000 - 1200
400	600	800	1000 - 1200	1000 - 1200	1000 - 1200	1000 - 1200	1000 - 1200
400	600	800	1000 - 1200	1000 - 1200	1000 - 1200	1000 - 1200	1000 - 1200
400	600	800	1000 - 1200	1000 - 1200	1000 - 1200	1000 - 1200	1000 - 1200
400 2p in series	600 2p in series	800 - 2p in series	1000 - 1200 - 2p in series	1000 - 1200 - 2p in series	1000 - 1200 - 2p in series	1000 - 1200 - 2p in series	1000 - 1200 - 2p in series
400 2p in series	600 2p in series	800 - 2p in series	1000 - 1200 - 2p in series	1000 - 1200 - 2p in series	1000 - 1200 - 2p in series	1000 - 1200 - 2p in series	1000 - 1200 - 2p in series
400 2p in series	600 2p in series	800 - 2p in series	1000 - 1200 - 3p in series	1000 - 1200 - 3p in series	1000 - 1200 - 3p in series	1000 - 1200 - 3p in series	1000 - 1200 - 3p in series
400 2p in series	600 2p in series	800 - 2p in series	1000 - 1200 - 3p in series	1000 - 1200 - 3p in series	1000 - 1200 - 3p in series	1000 - 1200 - 3p in series	1000 - 1200 - 3p in series
400 3p in series	600 3p in series	800 - 3p in series	1000 - 1200 - 4p in series	1000 - 1200 - 4p in series	1000 - 1200 - 4p in series	1000 - 1200 - 4p in series	1000 - 1200 - 4p in series
400 3p in series	600 3p in series	800 - 3p in series	1000 - 1200 - 4p in series	1000 - 1200 - 4p in series	1000 - 1200 - 4p in series	1000 - 1200 - 4p in series	1000 - 1200 - 4p in series
5.000	3.000	3.500	2.500	2.500	2.500	2.500	2.500
20.000	20.000	20.000	20.000	20.000	20.000	20.000	20.000

SACE Tmax XT molded case switches (MCS)

Coordination

Supply side		XT1			XT3			XT2			
Version		N	S	H	N	S	N	S	H	L	V
SCCR 480 VAC [kA]		25	35	65	25	35	25	35	65	100	150
	In										
XT1N-D		25	25	25			25	25	25	25	25
XT1S-D	125		35	35				35	35	35	35
XT1H-D				65					65	65	65
XT2N-D		25	25	25			25	25	25	25	25
XT2H-D				65					65	65	65
XT2L-D	125									100	100
XT2V-D								25			150
XT3N-D	225	25	25	25	25	25	25	25	25	25	25
XT3S-D			35	35		35		35	35	35	35
XT4N-D		25	25	25	25 ⁽¹⁾	25 ⁽¹⁾	25	35	25	25	25
XT4S-D			35	35		35 ⁽¹⁾		35	35	35	35
XT4H-D	150 - 250			65					65	65	65
XT4L-D										100	100
XT4V-D											150
XT5N-D											
XT5S-D											
XT5H-D	400 - 600										
XT5L-D											
XT5V-D											
XT6N-D											
XT6S-D	600 - 800										
XT6H-D											
XT7S-D											
XT7H-D	800-1000-1200										
XT7L-D											

(1) the configuration is valid only with I1<225A setting on Tmax XT4 circuit breaker

(2) the configuration for Tmax XT4D 150 is valid only with I1<150A setting on Tmax XT4 circuit breaker

Current Limiting

Existing UL circuit breakers Tmax XT2, XT4 and XT5 have undergone specific tests as per the UL 489 Standard in order to be classified as UL current limiting circuit breakers. They have specific characteristics in terms of limiting peak current and specific let-through energy.

According to the UL 489 Standard, current limiting circuit breakers will be marked “Current Limiting” on the front and will have a label on the right side specifying the peak current and specific let-through energy values. Accessories and trip are the same as available for standard UL Tmax MCCBs.

Circuit breaker	XT2			XT4			XT5		
Trip Units	TMF, TMA, Ekip			TMF, TMA, Ekip			TMF, TMA, Ekip		
In	Up to 125A ⁽¹⁾			Up to 250A ⁽²⁾			Up to 600A		
Voltage	Up to 600V			Up to 600V			Up to 600V		
Breaking Capacity	H	L	V	H	L	V	H	L	V

(1) Includes TMF, TMA with In = 15-125A and Ekip with In= 10, 25, 60, 100, 125A

(2) Includes TMF, TMA with In = 25-250A and Ekip with In= 40, 60, 100, 150, 225, 250A

Circuit-breakers for single phase applications

Tmax XT three poles circuit-breakers, can be used in single phase applications. For this purpose, they are marked as follows

according to UL standard: _

- Suitable for single phase application up to 347 Vac
- Suitable for single phase application up to 600 Vac

	XT1	XT2	XT3	XT4	XT5	XT6	XT7
TM	347VAC	347VAC	347VAC	600VAC	600VAC	600VAC	-
Ekip Dip	-	-	-	600VAC	-	600VAC	600VAC
Ekip Touch	-	-	-	600VAC	600VAC	-	600VAC

100% rated circuit breakers

All Tmax XT circuit breakers are available both as standard version and as 100% rated version. Because of the additional heat generated by 100%

of continuous current rating, the use of specific 90°C rated wires sized per 75°C ampacity may be required.

Fixed circuit breakers

XT1	Suitable for continuous operation at 100-percent of rating up to 100A with 90°C wire. The wire size shall be based on the ampacity of 75°C rated wire.
XT2	Suitable for continuous operation at 100-percent of rating up to 100A with thermal magnetic trip unit and up to 125A with electronic trip unit.
XT3	Suitable for continuous operation at 100-percent of rating up to 225A with 90°C wire. The wire size shall be based on the ampacity of 75°C rated wire.
XT4	Suitable for continuous operation at 100-percent of rating up to 250A, with 90°C wire. The wire size shall be based on the ampacity of 75°C rated wire. With 75°C wire suitable for continuous operation at 100-percent of rating up to 200A with lugs FC CuAl only.
XT5 400	Suitable for continuous operation at 100-percent of rating up to 400A. For XT5 V-X 90°C wire needed, the wire size shall be based on the ampacity of 75°C rated wire.
XT5 600	N-S-H-L versions suitable for continuous operation at 100-percent of rating up to 600A with 90°C wire. The wire size shall be based on the ampacity of 75°C rated wire.
XT6	Suitable for continuous operation at 100-percent of rating up to 800A with 90°C wire. The wire size shall be based on the ampacity of 75°C rated wire.
XT7	Suitable for continuous operation at 100-percent of rating up to 1200A with 90°C wire. The wire size shall be based on the ampacity of 75°C rated wire.

For 80% - 100% rated enclosure dimensions and further installation details, please refer to the document "Technical characteristics SACE Tmax XT UL/CSA" (1SDC 210199D0202)

Circuit breakers for motor protection

Main characteristics

When choosing and manufacturing a system for starting and monitoring motors, safety and reliability are important considerations. Motor starting is a particularly critical phase for the motor itself and for the installation powering it. Every rated service needs to be adequately monitored and protected in order to deal with any faults that might occur.

When it comes to direct starting, ABB SACE offers two different solutions:

- a conventional system equipped with a circuit breaker with a magnetic only trip unit for protection against short circuits, a thermal trip unit for protection against overloads and phase failure or unbalance, and a contactor to operate the motor;
- an advanced protection system which integrates all the protection and monitoring functions in the circuit breaker itself and a contactor for operating the motor.



Motor protection		XT1	XT2		XT3
Frame size	[A]	125	125		225
Poles	[No.]	3	3		3
Rated service voltage	(AC) 50-60Hz [V]	480 V Δ ⁽¹⁾	600		480 V Δ ⁽¹⁾
Versions		Fixed, Plug-in	Fixed, Plug-in, Withdrawable		Fixed, Plug-in
Rating level		H	H	L V	S
Trip units for motor protection					
MA (MCP)		■	■	■	■
Ekip M Dip I (MCP)			■	■	■
Ekip M Dip LIU (MPCB)			■	■	■
Ekip M Touch LRIU (MPCB)			■	■	■

(1) 600Y/347

Several different factors must be considered when choosing and coordinating the protection and operating devices, e.g.:

- the electrical specifications of the motor (type, power rating, efficiency, $\cos\Phi$);
- the starting type and diagram;
- the fault current and voltage in the part of the network where the motor is installed.



XT4					XT5					XT6			XT7		
250					400 - 600					800			800 - 1000- 1200		
3					3					3			3		
600					600					600			600		
Fixed, Plug-in, Withdrawable					Fixed, Plug-in, Withdrawable					Fixed, Withdrawable			Fixed, Withdrawable		
H	L	V	X	N	S	H	L	V	X	N	S	H	S	H	L
■	■			■	■	■	■	■	■						
■	■	■	■	■	■	■	■	■	■	■	■	■	■	■	■
■	■	■	■	■	■	■	■	■	■	■	■	■			
■	■	■	■	■	■	■	■	■	■				■	■	■

Protection trip units

3/2	Introduction
3/4	New digital experience
3/14	Offer
	Thermal-magnetic trip unit
3/18	Overview
3/20	Settings
	Ekip Dip
3/22	Overview
3/24	Protection settings
	Ekip Touch/Hi-Touch
3/27	Overview
3/32	Protection functions
3/46	Additional protection functions
3/48	Protection settings
3/54	Tolerances
3/56	Measurement functions and data

Introduction

SACE Tmax XT trip units break new ground: they represent a new benchmark for the molded case circuit breakers as they are able to satisfy any performance requirement.

The Tmax XT trip units are designed to be used in a wide range of applications. This complete, flexible protection trip unit can be adapted to the actual level of protection required, independently of the complexity of the system.

The range is available for three levels of performances, to meet any requirement, from simple to advanced applications.

- **TM, thermal-magnetic trip unit**
- **Ekip Dip, electronic trip unit**
- **Ekip Touch/Hi-Touch, electronic trip units**





Thermal-magnetic trip units

Used in both AC and DC networks, these are a solution for protection against overloads and short circuits. Overload protection is ensured thanks to ABB thermal device based on a temperature dependent bimetal heated by the current. Protection against short circuiting is realized with a magnetic device.

The Ekip Dip trip units

The first level of electronic trip units, used for the protection of AC network: these are based on microprocessor technologies and guarantee high reliability and tripping precision. They provide protection against overloads, selective short circuits, short circuits and ground faults. The power required for their operation is provided directly from the current sensors.

The Ekip Touch/Hi-Touch trip units

These represent the state of the art in terms of technology for AC network protection with advanced protection and system management functions. Diverse communication protocols enable the reading of measurement parameters and circuit-breaker control remotely.

Class 1 active energy measurement in compliance with the IEC 61557-12 Standard permits highly demanding requirements of energy efficiency to be satisfied. The integrated display makes interaction with the Ekip Touch/Hi-Touch an easy and intuitive experience for the user and the embedded Bluetooth functionality allows fast interaction via EPiC (Electrification Products intuitive Configurator), the new application to configure and check the status of the ABB low voltage circuit breakers.

The Ekip Touch trip unit guarantees maximum flexibility. In fact, by selecting among the numerous software solutions available, it is possible to customize the functionality of the device at will. On the other side, the Ekip Hi-Touch trip unit includes all functions by default, representing the top-of-the-line in the SACE Tmax XT offer.

New digital experience

With the new Ekip Touch and Hi-Touch trip units, it is always possible to select and install the desired functions on the device. The functions can be selected when ordering the circuit breaker or downloaded directly from the ABB Ability Marketplace™, even from a smart phone or tablet, thus reducing installation time to zero.

New digital experience

Ekip Touch/Hi-Touch trip units can be now customized with the functions required.

—
Ekip Touch/Hi-Touch provides the ability to customize protections, measurements and logic, at a touch.

Circuit breakers' customization has never been so easy.

With the new Ekip Touch and Hi-Touch trip units, the most advanced functionalities can be enabled following two different purchasing processes:

- **1 ABB Ability Marketplace™**

Users can download digital upgrades via web and enable them directly on the trip unit, without removing the circuit breaker from the installation point, with zero shipping time and no installation costs. This process allows additional functions to be selected after the trip unit has been already received on site and installed. Moreover, stock can be optimized by keeping in the warehouse few types of trip units and customizing them according to the customer's specific needs. Once purchased, each function can be easily activated by using a smartphone or tablet via EPiC and embedded Bluetooth connectivity, or a laptop with Ekip Connect 3 and an Ekip T&P.

- **2 Traditional ordering**

This option represents the standard way to order ABB devices. The traditional process allows the users to select and directly install the desired functions when ordering the circuit breaker. Once received and installed, SACE Tmax XT always offers the possibility to add new functionalities via ABB Ability Marketplace™.

The new Ekip digital offering includes:

- **Packages**

The software packages offer the possibility to customize the circuit breaker by selecting additional protection functions and measurements. The device can be personalized to create tailor-made solutions according to the specific application. Maximum flexibility is guaranteed by offering specific technical features that can be combined in the Ekip Touch/Hi-Touch during the product life cycle.

- **Bundles**

Simplify the selection of advanced functions and logics with group of packages able to satisfy requirements by market segments and applications. Bundles may require additional plug and play hardware modules.

- **Solutions**

The SACE Tmax XT circuit breaker is no longer a simply stand-alone protection device, but it has become an active component within the electrical system, able to exchange data and trigger actions to manage the behavior of other connected devices. Thanks to the new electronic trip units, it is possible to implement transfer logic, load shedding and peak shaving strategies. Such solutions require additional plug and play hardware modules and other smart devices.

SACE Tmax XT allows to easily upgrade and customize the Ekip Touch and Hi-Touch trip units, guaranteeing maximum flexibility for any application, and delivering value throughout the entire customer journey.

1. Design



Build the circuit breaker according to specific project requirements.

Key drivers

- Ease of doing business
- Technical specifications
- Application and function

Benefits

- Flexibility of choice
- Customization by application

2. Commissioning



Customize the device thanks to the digital offering. Manage last minute changes through digital upgrades.

Key drivers

- Ease of doing business
- Management of components
- Time to market

Benefits

- Stock optimization
- Zero lead time and installation effort

3. Service



Unlock the full potential of the circuit breaker at any time, minimizing downtime and installation changes.

Key drivers

- Manage installed base
- Simplify diagnostics
- Simplify the hardware re-design

Benefits

- Zero lead time and installation effort
- Avoid downtime

New digital experience

Packages

Each package includes a set of protection functions or measurements that can be enabled in the trip unit.

Six packages relate to protection functions: Voltage Protections, Frequency Protections, Power Protections, Advanced Voltage Protections, ROCOF Protections and Adaptive Protections.



Voltage Protections

Set of protections included: UV - Undervoltage, OV - Overvoltage, UV2 - 2nd Undervoltage, OV2 - 2nd Overvoltage, PS - Phase Sequence, VU - Voltage unbalance.

How to order: via ABB Ability Marketplace™ or traditional ordering channels.



Frequency Protections

Set of protections included: UF - Underfrequency, OF - Overfrequency, UF2 - 2nd Underfrequency, OF2 - 2nd Overfrequency.

How to order: via ABB Ability Marketplace™ or traditional ordering channels.



Power Protections

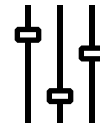
Set of protections included: RP - Reverse active power, Cos Φ - Power factor, D - Directional overcurrent, RQ - Loss of field or reverse reactive power, OQ - Reactive overpower, OP - Active over power, UP - Active underpower, RQ - 2nd Loss of field or Reverse reactive power.

How to order: via ABB Ability Marketplace™ or traditional ordering channels.



Advanced Voltage Protections

Set of protections included: S(V) - Voltage controlled overcurrent, S(V)2 - 2nd Voltage controlled overcurrent, R - Residual voltage. How to order: via ABB Ability Marketplace™ or traditional ordering channels.



ROCOF Protections

Set of protections included: ROCOF - Rate of change of frequency.

How to order: via ABB Ability Marketplace™ or traditional ordering channels.



Adaptive Protections

Set of protections included: Dual Setting - Set A-B. How to order: via ABB Ability Marketplace™ or traditional ordering channels.


Three packages relate to measurements and diagnostics: Measuring Package, Data Logger and Network Analyzer.



Measuring Package

To monitor the plant through several measurements: Phase-to-phase voltage, Phase-to-neutral voltage, Phase sequence, Frequency, Active power, Reactive power, Apparent power, Power factor, Peak factor.

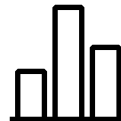
How to order: via ABB Ability Marketplace™ or traditional ordering channels.



Data Logger

To record data about events in the plant: Currents, Voltages, Sampling rate, Maximum recording duration, Recording stop delay, Number of registers.

How to order: via ABB Ability Marketplace™ or traditional ordering channels.



Network Analyzer

To monitor the power quality of the network through: Harmonic analysis, Hourly average voltage value, Short voltage interruption, Short voltage spikes, Slow-voltage sags and swells, Voltage unbalance.

How to order: via ABB Ability Marketplace™ or traditional ordering channels.

When a package is purchased via ABB Ability Marketplace™, it must be activated through:













- Ekip Connect 3 installed on a PC using Ekip T&P to scan the trip unit
- EPiC installed on a mobile device, by directly using the embedded Bluetooth connection available in the new Ekip trip units.

New digital experience

Packages

Thanks to the maximum flexibility guaranteed by these packages, the new Ekip trip units are now completely customizable. Depending on the specific trip unit version, different packages are available by default, but all of them can be added to the trip unit.










Default functionalities and upgradability of the trip units:

												
	Standard Protection	Standard Measures	Measuring Package	Voltage Protections	Frequency Protections	Power Protections	Adaptive Protections	Adaptive Protections	Network Analyzer	Advanced Voltage Protections	ROCOF Protections	Power Controller
Ekip Touch	●	●	↑	↑	↑	↑	↑	↑	↑	↑	↑	↑
Ekip Touch Measuring	●	●	●	↑	↑	↑	↑	↑	↑	↑	↑	↑
Ekip G Touch	●	●	●	↑	↑	↑	↑	●	↑	↑	↑	↑
Ekip M Touch	●	●	●	●	●	↑	●	↑	↑	↑	↑	↑
Ekip Hi-Touch	●	●	●	●	●	↑	●	●	●	↑	↑	↑
Ekip G Hi-Touch	●	●	●	●	●	●	●	●	●	●	●	↑

- Available by default
- ↑ Upgradable
- ↑ Some functions available. Upgradable with the full package.

The flexibility offered by the packages allows also the selection of the proper functions that can be required by different segments and applications, purchasing only the needed functionalities.

Suggested packages by segment:


Packages									
	Wind	Solar	Data Center	Building Infrastructure	GenSet	Mining	Marine	Industries	Utilities
Voltage Protections	●	●		●	●		●		
Advanced Voltage Protections	●	●			●				
Frequency Protections	●	●			●	●		●	●
Power Protections			●	●		●		●	●
ROCOF Protections	●	●			●				
Adaptive Protections	●	●		●		●			
Measuring Package	●	●	●	●	●	●	●	●	●
Data Logger	●	●	●	●	●		●	●	
Network Analyzer	●	●	●	●	●	●	●		●
Power Controller			●	●		●			●

New digital experience

Bundles

Each bundle includes a set of packages that can be enabled on the trip unit.


Five bundles are available to satisfy different needs: Intelligent Grid Edge, Power Management, Grid Connection, Diagnostics and Measure Advanced.



Intelligent Grid Edge

Make the grid smart.

Thanks to this bundle, the circuit breaker becomes the main player of the smart interconnection of power distribution and loads for demand-supply coordination. Packages included: Measuring Package, Adaptive Protections, Power Protections, Voltage Protections and Ekip Power Controller. How to order: via ABB Ability Marketplace™ or traditional ordering channels.



Power Management

Embedded demand management.

Thanks to this bundle, the circuit breaker is ready for demand management to ensure service continuity and reduce energy costs. Packages included: Measuring Package, Adaptive Protections, Power Protections and Voltage Protections.

How to order: via ABB Ability Marketplace™ or traditional ordering channels.



Grid Connection

Optimize renewable power generation.

No more external and additional relays are needed with this bundle. It enhances tracking and improved energy harvesting. Packages included: Measuring Package, Adaptive Protections, Power Protections and Ekip Power Controller.

How to order: via ABB Ability Marketplace™ or traditional ordering channels.



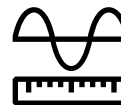
Diagnostics

Comprehensive data for root-cause analysis and preventive maintenance.

This bundle gives full diagnostics of the system to guarantee a full control of the plant status. Packages included: Measuring Package, Network Analyzer and Data Logger.

How to order: via ABB Ability Marketplace™ or traditional ordering channels.

Available for Tmax XT5 and XT7 only.



Measure Advanced

Embedded advanced metering and power quality information.

This bundle gives the possibility to preserve the loads, by avoiding equipment malfunctioning and optimizing energy consumption thanks to additional measurements and full power quality analysis. Packages included: Measuring Package, Network Analyzer.

How to order: via ABB Ability Marketplace™ or traditional ordering channels.

Available for Tmax XT5 and XT7 only.

When a bundle is purchased via ABB Ability Marketplace™, it must be activated through:










- Ekip Connect 3 installed on a PC using Ekip T&P to scan the trip unit
- EPiC installed on a mobile device, by directly using the embedded Bluetooth connection available in the new Ekip trip units.

New digital experience

Bundles

The flexibility offered by the bundles allows also the selection of the proper functions that can be required by different segments and applications, purchasing only the needed functionalities.

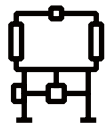
Suggested bundles by segment:

Bundle									
	Wind	Solar	Data Center	Building Infrastructure	GenSet	Mining	Marine	Industries	Utilities
Intelligent Grid Edge			●	●	●				●
Power Management			●	●				●	●
Grid Connection	●	●						●	
Diagnostics	●	●	●	●	●	●	●		
Measure Advanced	●	●	●	●	●	●			

New digital experience

Solutions

Five solutions are available to fully exploit the potential of the Ekip architecture: Interface Protection System, Synchro Reclosing, Embedded ATS, Adaptive Load Shedding and Ekip Power Controller.



Interface Protection System

This solution is used to disconnect the generating units from the grid when voltage and frequency values are out of the ranges prescribed by the Standard. This disconnection is usually carried out through an Interface Device and an Interface Protection System. Thanks to the Ekip Touch/Hi-Touch trip units, this function is integrated in one single circuit breaker.

How to order: via ABB Ability Marketplace™ or traditional ordering channels.

The hardware accessories must be ordered via traditional ordering channels.

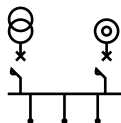


Synchro Reclosing

Thanks to the Synchro Reclosing solution, the circuit breaker is able to island the microgrid in case of disturbances due to faults or power quality events, and reconnect it to the distribution network when the proper conditions are guaranteed again. This last feature allows an islanded microgrid to be reconnected to the main grid, after the synchronism for automatic reclosure has been verified.

How to order: via ABB Ability Marketplace™ or traditional ordering channels.

The hardware accessories must be ordered via traditional ordering channels.



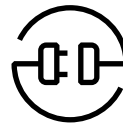
Embedded ATS

This function enables the activation of auxiliary generation sources (e.g. generators) and transfers the feed of the loads from the distribution network to such auxiliary sources, thus ensuring a secure

transfer to maintain service continuity and reliability of the system.

How to order: via ABB Ability Marketplace™ or traditional ordering channels.

The hardware accessories must be ordered via traditional ordering channels.



Adaptive Load Shedding

Thanks to this solution, the circuit breaker enables islanding transition to avoid blackouts.

It actively controls the power consumption based on the priorities set by the user.

How to order: via ABB Ability Marketplace™ or traditional ordering channels.

The hardware accessories must be ordered via traditional ordering channels.



Ekip Power Controller

This function is the ideal solution for load management and represents an optimum compromise between reliability, simplicity and cost-effectiveness. Based on a patented calculation algorithm, Ekip Power Controller allows a list of loads to be controlled from remote according to the priorities defined by the user.

How to order: via ABB Ability Marketplace™ or traditional ordering channels. The hardware accessories must be ordered via traditional ordering channels.

When a solution is purchased via ABB Ability Marketplace™, it must be activated through Ekip Connect 3 installed on a PC using Ekip T&P to scan the trip unit.

These solutions require the installation of hardware components that must be ordered through the traditional ordering channels. For further information, please refer to the specific documentation available on ABB Library (www.abb.com/abblibrary/DownloadCenter/).

New digital experience

Solutions

	Functions included	Hardware accessories
PACKAGES		
Voltage Protections	UV - Undervoltage	-
	OV - Overvoltage	
	UV2 – 2nd Undervoltage	
	OV2 – 2nd Overvoltage	
	PS – Phase sequence	
	VU – Voltage unbalance	
Frequency Protections	UF - Underfrequency	-
	OF - Overfrequency	
	UF2 – 2nd Underfrequency	
	OF2 - 2nd Overfrequency	
Power Protections	RP – Reverse active power	-
	Cos Φ - Power factor	
	D – Directional current	
	RQ – Loss of field or Reverse reactive power	
	OQ – Reactive overpower	
	OP – Active overpower	
	UP – Active underpower	
	2RQ – 2nd Loss of field or Reverse reactive power	
Advanced Voltage Protections	S(V) – Voltage controlled overcurrent	-
	S(V)2 – 2nd Voltage controlled overcurrent	
	R – Residual voltage	
ROCOF Protections	ROCOF	-
Adaptive Protections	Dual setting	Ekip Signalling
Measuring Package	Phase-to-phase voltage	-
	Phase-to-neutral voltage	
	Phase sequence	
	Frequency	
	Active power	
	Reactive power	
	Apparent power	
	Power factor	
	Peak factor	
Data Logger	Currents	-
	Voltages	
	Sampling rate	
	Maximum recording duration	
	Recording stop delay	
	Number of registers	
Network Analyzer	Hourly average voltage value	-
	Short voltage interruptions	
	Short voltage spikes	
	Slow voltage sags and swells	
	Voltage unbalance	
	Harmonic analysis	

	Functions included	Hardware accessories
BUNDLES		
Intelligent Grid Edge	Measuring Package Adaptive Protections Power Protections Voltage Protections Ekip Power Controller	Ekip Link, Ekip Signalling, motor operators and coils
Power Management	Measuring Package Adaptive Protections Power Protections Voltage Protections	Ekip Signalling
Grid Connection	Measuring Package Adaptive Protections Power Protections Ekip Power Controller	Ekip Link, Ekip Signalling, motor operators and coils
Diagnostics	Measuring Package Network Analyzer Data Logger	-
Measure Advanced	Measuring Package Network Analyzer	-
SOLUTIONS		
Interface Protection System	-	Ekip Link, Ekip Signalling, motor operators and coils
Synchro Reclosing	-	Ekip Link, Ekip Signalling, motor operators and coils
Embedded ATS	-	Ekip Link, Ekip Signalling, motor operators and coils
Adaptive Load Shedding	-	Ekip Link, Ekip Signalling, motor operators and coils
Ekip Power Controller	-	Ekip Link, Ekip Signalling, motor operators and coils

Offer

SACE Tmax XT trip units offer a solution for any installation requirement, from the building sector to industry, from marine purposes to datacenters any need is always satisfied.

The complete, flexible protection trip unit is classified in three different fields of applications as follows:

Power distribution protection

Tmax XT is the ideal solution for all distribution levels, from main low voltage switchboards to sub-switchboards, and also for transformers and drives. The field of application is very broad and ranges from residential and commercial buildings to infrastructure, microgrids, but also industrial environments, oil and gas installations, mining facilities, data centers, marine applications, wind and solar farms. Depending on the complexity of the system, it is possible to select between different performance levels. Thus, when higher protection accuracy is required, or advanced control systems are needed, it is always possible to choose the appropriate version.

Motor protection

Motors are used in several industrial sectors, like food and beverage, chemicals, metallurgic, paper, water and extractive industries. When a motor system needs to be protected, the safety and reliability of the solution are important aspects that must be considered when choosing and manufacturing the system for motor starting and monitoring.

Start-up is a particularly critical phase for the motor itself and for the system powering it. When it comes to direct starting, the SACE Tmax XT range proposes different solutions, from magnetic only protection to a very advanced protection system.

Generator protection

Tmax XT has been designed to provide a solution for the protection of small generators and networks where distribution is realized through very long cables. In addition, it also provides protection for generators without using external devices that require dedicated relays and wiring. This solution minimizes the time needed for implementation and commissioning of the system, and ensures the high levels of accuracy and reliability required for running generators in applications such as naval, GenSet or cogeneration.

	Field of application	Current protection	Remote Control	Measurement and protection of current, frequency, voltage power, energy	Embedded software functions
TMF/TMA	Power	●	●		
Ekip Dip	Distribution	●	●		
Ekip Touch		●	●	●	●
MA (MCP)	Motor	●	●		
Ekip M Dip (MCP/MPCB)		●	●		
Ekip M Touch (MPCB)		●	●	●	●
TMG	Generator	●	●		
Ekip G Dip		●	●		
Ekip G Touch		●	●	●	●





Offer

The Tmax XT trip units represent the ideal solution for any application up to 1200A.

The Tmax XT molded case circuit breaker family complies with numerous installation requirements. Circuit breakers are available with trip units dedicated to three different application groups. The table below shows the trip units for each circuit breaker frame and the related rated interrupted current ranges.

The power distribution and generator protection application trip units are available in both 3 and 4-pole versions.



Rated uninterrupted current ranges [A]	XT1	XT2	XT3
Power Distribution Protection			
Thermal-magnetic			
	TMF	15...125	15...70
	TMA		80...125
Ekip Dip			
	Ekip Dip LS/I		10...125
	Ekip Dip LIG		10...125
	Ekip Dip LSI		10...125
	Ekip Dip LSIG		10...125
Ekip Touch			
	Ekip Touch LSI		40...125
	Ekip Touch LSIG		40...125
	Ekip Touch Measuring LSI		40...125
	Ekip Touch Measuring LSIG		40...125
	Ekip Hi-Touch LSI		40...125
	Ekip Hi-Touch LSIG		40...125
Motor Protection			
Magnetic			
	MA	3.2...125	3...125
Ekip Dip			
	Ekip M Dip I		10...125
	Ekip M Dip LIU		25...100
Ekip Touch			
	Ekip M Touch LRIU		40...100
Generator Protection			
Thermal-magnetic			
	TMG		
Ekip Dip			
	Ekip G Dip LS/I		
Ekip Touch			
	Ekip G Touch LSIG		
	Ekip G Hi-Touch LSIG		

Maximum flexibility is guaranteed for customers: on the XT5, XT7 and XT7 M, with Ekip Touch trip units, the interchangeable rating plug enables the rated current to be changed according to system requirements.



XT4	XT5	XT6	XT7	XT7 M
25...250				
80...250	300...600	600...800		
40...250	250...600	600...800	600...1200	600...1200
40...250	250...600	600...800	600...1200	600...1200
40...250	250...600	600...800	600...1200	600...1200
40...250	250...600	600...800	600...1200	600...1200
100...250	250...600		600...1200	600...1200
100...250	250...600		600...1200	600...1200
100...250	250...600		600...1200	600...1200
100...250	250...600		600...1200	600...1200
100...250	250...600		600...1200	600...1200
100...250	250...600		600...1200	600...1200
25...200	300...500			
40...250	250...600	600...800	600...1200	600...1200
40...150	250...500	600...800		
100...200	250...500		600...1200	600...1200
	300...600			
	300...600	600...800	600...1200	600...1200
	250...600		600...1200	600...1200
	250...600		600...1200	600...1200

Thermal-magnetic trip unit

Overview

The thermal-magnetic trip units are used for the protection of AC and DC networks. They are a solution for systems where only protection against overloads and short circuits are needed.

Power Distribution Protection

- TMF
- TMA

Motor Protection

- MA

- Key:
1. Current threshold for short circuit protection;
 2. Rotary switch for short circuit protection;
 3. Current threshold for overload protection;
 4. Rotary switch for overload threshold setting.



Rotary switch

Depending on the version, it is possible to set the desired thresholds for protection by turning the front rotary switch.

Field of application	Trip Unit	L - Overload Protection		I - Short circuit Protection	
		Current Threshold	Trip Time	Current Threshold	Trip Time
Power Distribution Protection	TMF	Fixed	Fixed	Fixed	Fixed instantaneous
	TMA	Adjustable	Fixed	Adjustable	Fixed instantaneous
Motor Protection	MA	-	-	Adjustable	Fixed instantaneous

Power Distribution Protection

TMF

In [A]	15	20	25	30	35	40	45	50	60	70	80	90	100	110	125	150	175	200	225	250	
XT1	●	●	●	●	●	●	●	●	●	●	●	●	●	●	●						
XT2	●	●	●	●	●	●		●	●	●											
XT3									●	●	●	●	●	●	●	●	●	●	●	●	●
XT4			●	●	●	●		●	●	●	●	●	●	●	●	●	●	●	●	●	●

Note: For XT4 and for In ≥ 80A, TMF available in 3 poles version only

TMA

In [A]	80	90	100	110	125	150	175	200	225	250	300	400	500	600	800
XT2	●	●	●	●	●										
XT4	●	●	●	●	●	●	●	●	●	●					
XT5											●	●	●	●	
XT6														●	●

Motor Protection

MA (MCP)

In [A]	3	7	15	25	30	50	70	80	100	110	125	150	175	200	225	250	300	400	500	
XT1	●	●	●		●	●	●	●	●		●									
XT2	●	●	●		●	●	●	●	●		●									
XT3									●	●	●	●		●						
XT4				●		●		●	●	●	●	●	●	●	●	●				
XT5																	●	●	●	

Generator Protection

TMG

In [A]	300	400	500	600
XT5	●	●	●	●

Thermal-magnetic trip unit

Settings

Available settings for TMF and TMA trip units:

Circuit Breaker	Trip Unit	In [A]	L - Overload			I - Short Circuit				
			I1 [A]			I3 [A]				
			MIN.	MED.	MAX.	MIN.	MED.	MAX.		
XT1	TMF	15			15			500		
		20			20			500		
		25			25			500		
		30			30			500		
		35			35			500		
		40			40			500		
		45			45			500		
		50			50			500		
		60			60			600		
		70			70			700		
		80			80			800		
		90			90			900		
		100			100			1000		
		110			110			1100		
125			125			1250				
XT2	TMF	15			15			400		
		20			20			400		
		25			25			400		
		30			30			400		
		35			35			400		
		40			40			400		
		50			50			500		
	60			60			600			
	70			70			700			
	TMA	80	56	68	80	400	600	800		
		90	63	77	90	450	675	900		
		100	70	85	100	500	750	1000		
		110	77	94	110	550	825	1100		
		125	88	107	125	625	937	1250		
XT3		TMF	60			60			600	
			70			70			700	
	80				80			800		
	90				90			900		
	100				100			1000		
	110				110			1100		
	125				125			1250		
	150				150			1500		
	175				175			1750		
	200				200			2000		
	225				225			2250		
	XT4		TMF	25			25			400
				30			30			400
				35			35			400
40					40			400		
50					50			500		
60					60			600		
70					70			700		
80					80			800		
90					90			900		
100					100			1000		
110					110			1100		
125					125			1250		
150					150			1500		
175					175			1750		
200				200			2000			
225				225			2250			
250				250			2500			
TMA		80	56	68	80	400	600	800		
		90	63	77	90	450	675	900		
		100	70	85	100	500	750	1000		
		110	77	94	110	550	825	1100		
		125	88	106	125	625	938	1250		
		150	105	128	150	750	1125	1500		
		175	123	149	175	875	1313	1750		
		200	140	170	200	1000	1500	2000		
	225	158	192	225	1125	1688	2250			
	250	175	213	250	1250	1875	2500			
	XT5	TMA	300	210	255	300	1500	2250	3000	
400			280	340	400	2000	3000	4000		
500			350	425	500	2500	3750	5000		
600			420	510	600	3000	4500	6000		
800			560	680	800	4000	6000	8000		
XT6	TMA	600								
		800	560	680	800	4000	6000	8000		

Available settings for MA and TMG trip units:

Circuit Breaker	Trip Unit	In [A]	L - Overload I1 [A]			I - Short Circuit I3 [A]		
			MIN.	MED.	MAX.	MIN.	MED.	MAX.
XT1	MA	3				12	23	33
		7				28	53	77
		15				45	105	165
		30				90	210	330
		50				150	350	550
		70				210	490	770
		80				240	560	880
		100				300	700	1100
XT2	MA	125				375	875	1375
		3				12	23	33
		7				28	53	77
		15				45	105	165
		30				90	210	330
		50				150	350	550
		70				210	490	770
		80				240	560	880
XT3	MA	100				600	900	1200
		110				660	990	1320
		125				750	1125	1500
		150				900	1350	1800
		200				1200	1800	2400
XT4	MA	25				75	175	275
		50				150	350	550
		80				400	600	800
		100				500	750	1000
		110				550	825	1100
		125				625	938	1250
		150				750	1125	1500
		175				875	1313	1750
		200				1000	1500	2000
		225				1125	1688	2250
		250				1250	1875	2500
		XT5	MA	300				2100
400						2800	4000	5200
500						3500	5000	6500
TMG	300		210	255	300	750	1125	1500
	400		280	340	400	1000	1500	2000
	500		350	425	500	1250	1875	2500
	600		420	510	600	1500	2250	3000

Ekip Dip

Overview

The Ekip Dip is a first level of electronic trip unit, used for the protection of AC networks.

Power Distribution Protection

- Ekip Dip LS/I
- Ekip Dip LIG
- Ekip Dip LSI
- Ekip Dip LSIG

Motor Protection


- Ekip M Dip I
- Ekip M Dip LIU

Generator Protection

- Ekip G Dip LS/I

Key:

1. Dip switches for an overload protection setting.
2. Dip switches for short circuit and time delayed short circuit protection settings.
3. Slot for lead seal.
4. Test connector.
5. Power-on LED.



Dip switches

The dip switches on the front of the trip unit allow manual settings also when the trip unit is off.

LEDs

The LEDs on the front indicate the status of the release (on/off) and provide information about the protection tripped when the Ekip TT accessory is connected.

Front connector

The connector on the front of the unit allows the connection of:

- Ekip TT for trip testing; LED-test and signaling of the most recent trip.
- Ekip T&P for connection to a laptop with the Ekip Connect program (thus measurement reading, as well as trip and protection function tests are made available for the user).

Characteristics of electronic Ekip Dip trip units

Operating temperature	-25°C...+70°C
Relative humidity	98%
Self-supplied	0.2xIn (single phase)*
Auxiliary supply (where applicable)	24V DC ± 20%
Operating Frequency	45...66Hz
Electromagnetic compatibility	IEC 60947-2 Annex F

*For 10A:0.4in

Thermal memory

All the Ekip Dip trip units include a thermal memory function. The trip unit records the trips which have occurred in the last few minutes. Since the trip causes overheating, in order to protect the cables and let them cool down, the trip unit imposes a shorter delay tripping time in case of a fault. Thus, the system is protected against damage due to cumulative overheating. This can be disabled, if needed, by using the Ekip T&P.

External neutral

Ekip Dip trip units are available in both 3 and 4 poles. The 3-pole version with ground fault protection (G) can be equipped with an external sensor for the neutral phase. In this way, the external neutral phase is protected and uninterrupted.

Communication

- Using the dedicated Ekip Com module, XT2 and XT4 can communicate with Modbus RTU when they are equipped with the following trip units:

- Ekip LSI
- Ekip LSIG.

Field of application	Trip Unit	L - Overload Protection		S - Selective Short circuit Protection		I - Short circuit Protection		
		Current Threshold	Trip Time	Current Threshold	Trip Time	Current Threshold	Trip Time	
Power Distribution Protection	Ekip Dip	LS/I	Adjustable	Adjustable	Adjustable	Adjustable	Fixed	
		LIG	Adjustable	Adjustable	-	-	Adjustable	Fixed
		LSI	Adjustable	Adjustable	Adjustable	Adjustable	Adjustable	Fixed
		LSIG	Adjustable	Adjustable	Adjustable	Adjustable	Adjustable	Fixed
Motor Protection	Ekip M Dip I	-	-	-	-	Adjustable	Fixed	
		LIU	Adjustable	Adjustable	-	-	Adjustable	Fixed
Generator Protection	Ekip G Dip	LS/I	Adjustable	Adjustable	Adjustable	Adjustable	Adjustable	Fixed

Power Distribution Protection

- Ekip Dip LS/I
- Ekip Dip LIG
- Ekip Dip LSI
- Ekip Dip LSIG

In [A]	10	25	40	60	100	125	150	225	250	300	400	600	800	1000	1200
XT2	●	●		●	●	●									
XT4			●	●	●		●	●	●						
XT5									●	●	●	●			
XT6												●	●		
XT7												●	●	●	●

Motor Protection

Ekip M Dip I

In [A]	10	25	40	60	100	125	150	225	250	300	400	600	800	1000	1200
XT2	●	●		●	●	●									
XT4			●	●	●		●	●	●						
XT5									●	●	●	●			
XT6												●	●		
XT7												●	●	●	●

Ekip M Dip LIU

In [A]	25	40	60	100	150	250	300	400	500	600	800
XT2	●		●	●							
XT4		●	●	●	●						
XT5						●	●	●	●		
XT6										●	●

Generator Protection

Ekip G Dip LS/I

In [A]	250	300	400	600	800	1000	1200
XT5	●	●	●	●			
XT6				●	●		
XT7				●	●	●	●

Ekip Dip

Protection settings

Available settings for Ekip Dip trip units:

Ekip DIP LS/I & Ekip DIP LIG

ABB code	Protection Function	Threshold	Trip Time	Trip Curve
L	Overload	I1 = 0.4...1 x In with steps of 0.04	t1 at 3 x I1 = 12 - 36s 12 - 48s for XT7	t=k/I ²
S	Selective short circuit	I2 = Off - 1 - 1.5 - 2 - 2.5 - 3 - 3.5 - 4.5 - 5.5 - 6.5 - 7 - 7.5 - 8 - 8.5 - 9 - 10 x In	t2 = 0.1 - 0.2s at 10 x In when t = k/I2	t=k t = k or t = k/I ² for XT7
I	Short circuit	I3 = Off - 1 - 1.5 - 2 - 2.5 - 3 - 3.5 - 4.5 - 5.5 - 6.5 - 7 - 7.5 - 8 - 8.5 - 9 - 10 x In	t3 ≤ 20ms t3 ≤ 30ms for XT7	t=k
G	Ground fault	I4 = Off - 0.20 - 0.25 - 0.45 - 0.55 - 0.75 - 0.80 - 1 x In I4 = Off - 0.2 - 0.3 - 0.4 - 0.6 - 0.8 - 0.9 - 1.0 x In for XT7	t4 = 0.1 - 0.2 - 0.4 - 0.8s at 3 x In when t = k/I2	t=k t = k or t = k/I ² for XT7

Ekip DIP LSI & Ekip DIP LSIG

ABB code	Protection Function	Threshold	Trip Time	Trip Curve
L	Overload	I1 = 0.4...1 x In with steps of 0.02 I1 = 0.4 - 0.42 - 0.45 - 0.47 - 0.5 - 0.52 - 0.55 - 0.57 - 0.6 - 0.62 - 0.65 - 0.67 - 0.7 - 0.72 - 0.75 - 0.77 - 0.8 - 0.82 - 0.85 - 0.87 - 0.9 - 0.92 - 0.95 - 0.97 - 1 x In for XT7	t1 at 3xI1 = 3 - 12 - 36 - 60s at 3xI1 for XT2-XT4 3 - 12 - 36 - 48s for XT5 3 - 12 - 36 - MAX ⁽¹⁾ for XT6 3 - 12 - 24 - 36 - 48 - 72 - 108 - 144s for XT7	t=k/I ²
S	Selective short circuit	I2 = Off - 1 - 1.5 - 2 - 2.5 - 3 - 3.5 - 4.5 - 5.5 - 6.5 - 7 - 7.5 - 8 - 8.5 - 9 - 10 x In I2 = Off - 0.6 - 0.8 - 1 - 1.5 - 2 - 2.5 - 3 - 3.5 - 4 - 5 - 6 - 7 - 8 - 9 - 10 for XT7	t2 = 0.05 - 0.1 - 0.2 - 0.4 for XT2-XT4-XT5-XT6 t2 = 0.1 - 0.2 - 0.3 - 0.4 - 0.5 - 0.6 - 0.7 - 0.8 for XT7 at 10xIn when t = k/I ²	t = k or t = k/I ²
I	Short circuit	I3 = Off - 1 - 1.5 - 2 - 2.5 - 3 - 3.5 - 4.5 - 5.5 - 6.5 - 7 - 7.5 - 8 - 8.5 - 9 - 10 x In I3 = Off - 1.5 - 2 - 3 - 4 - 5 - 6 - 7 - 8 - 9 - 10 - 11 - 12 - 13 - 14 - 15 for XT7	t3 ≤ 20ms t3 ≤ 30ms for XT7	t=k
G	Ground fault	I4 = Off - 0.20 - 0.25 - 0.45 - 0.55 - 0.75 - 0.80 - 1 x In I4 = Off - 0.2 - 0.3 - 0.4 - 0.6 - 0.8 - 0.9 - 1.0 x In for XT7	t4 = 0.1 - 0.2 - 0.4 - 0.8s at 3 x In when t = k/I2	t=k t = k or t = k/I ² for XT7

(1) t1 MAX for XT6: 42s for XT6 1000 and 72s for XT6 800

Ekip M DIP I

ABB code	Protection Function	Threshold	Trip Time	Trip Curve
I	Short circuit	I3 = Off - 1 - 1.5 - 2 - 2.5 - 3 - 3.5 - 4.5 - 5.5 - 6.5 - 7 - 7.5 - 8 - 8.5 - 9 - 10 x In	t3 ≤ 15ms for XT4-XT5-XT6 t3 ≤ 20ms for XT4-XT5-XT6 t3 ≤ 30ms for XT7	t=k

Ekip M DIP LIU

ABB code	Protection Function	Threshold	Trip Time	Trip Curve
L	Overload	I1 = 0.4...1 x In with steps of 0.04	Operating Class for XT2-XT4: 3E - 5E - 10E - 20E Operating Class for XT5-XT6: 5E - 10E - 20E - 30E	t=k/I ²
I	Short circuit	I3 = 6 - 7 - 8 - 9 - 10 - 11 - 12 - 13 x In	t3 ≤ 15ms for XT5-XT4 t3 ≤ 20ms for XT5-XT4 t3 ≤ 30ms for XT7	t=k
U	Phase loss (IEC 60947-4-1)	ON/OFF	When ON t6 = 2s	t=k

Ekip G DIP LS/I

ABB code	Protection Function	Threshold	Trip Time	Trip Curve
L	Overload	$I1 = 0.4...1 \times I_n$ with steps of 0.04	$t1$ at $3 \times I1 = 3 - 6s$	$t = k/I^2$
S	Selective short circuit	$I2 = \text{Off} - 1 - 1.5 - 2 - 2.5 - 3 - 3.5 - 4.5 - 5.5 - 6.5 - 7 - 7.5 - 8 - 8.5 - 9 - 10 \times I_n$	$t2 = 0.05 - 0.075 - 0.1 - 0.2$ at $10 \times I_n$ when $t = k/I2$	$t = k$ $t = k$ or $t = k/I^2$ for XT7
I	Short circuit	$I3 = \text{Off} - 1 - 1.5 - 2 - 2.5 - 3 - 3.5 - 4.5 - 5.5 - 6.5 - 7 - 7.5 - 8 - 8.5 - 9 - 10 \times I_n$	$t3 \leq 20ms$ $t3 \leq 30ms$ for XT7	$t = k$

Tolerances in case of:

- Self-powered trip unit at full power
- 2 or 3 phase supply

Trip Unit	Protection	Trip Threshold	Trip Time
Ekip DIP LS/I Ekip DIP LIG Ekip G Dip LS/I	L	trip between 1.05...1.3 x I1	±10% up to 4xIn ±20% from 4xIn
	S	±10%	XT2-XT4-XT5-XT6: 15% ⁽²⁾ XT7: t=k: ±10% t=k/I2: ±15% up to 4xIn ±20% from 4xIn
	I	±10%	-
	G ⁽¹⁾	±10%	XT2-XT4-XT5-XT6: ±20% XT7: ±15%
Ekip DIP LSI Ekip DIP LSIG	L	trip between 1.05...1.3 x I1	XT2-XT4-XT5-XT6: ±10% up to 4xIn ±20% up to 4xIn XT7: ±10% up to 6xIn ±20% up to 6xIn
	S	±10%	XT2-XT4-XT5-XT6: t=k: ±10% up to 4xIn ±20% up to 4xIn t=k/I2: ±15% t2 >100ms ±20ms t2 ≤100ms XT7: t=k the better of the two data: ±10% or ± 40ms t=k/I2: ±15% up to 6xIn ±20% from 6xIn
	I	±10%	-
	G ⁽¹⁾	XT2-XT4-XT5-XT6: ±10% XT7: ±7%	XT2-XT4-XT5-XT6: ±15% XT7: t=k the better of the two data: ±10% or ± 40ms t=k/I2: ±15% up to 6xIn ±20% from 6xIn
Ekip M Dip I and Ekip M Dip LIU	L	trip between 1.05...1.2xI1	±10% up to 4xIn ±20% up to 4xIn
	I	±10%	-
	U	±10%	±10%

Note: When the trip unit is used at 400Hz the tripping time tolerance is +/- 25%

(1) G protection is inhibited for currents higher than: - 2xIn with XT2 and XT4
- 4xIn with XT5 and XT6

(2) for G Dip LS/I: - ±10% t2 > 100ms
- ±20% t2 ≤ 100ms

Ekip Dip

Protection settings

Tolerances in other conditions:

Trip Unit	Protection	Trip Threshold	Trip Time
Ekip DIP LS/I Ekip DIP LIG Ekip G Dip LS/I	L	trip between 1.05...1.3 x I1 according IEC 60947-2	±20%
	S	±10%	±20%
	I	±15%	≤60ms
	G	± 30% For In=10A Ifault min=4A For In=25A Ifault min=9A	± 20% For In=10A,25A: ±30%
Ekip DIP LSI Ekip DIP LSIG	L	trip between 1.05...1.3 x I1 according IEC 60947-2	±20%
	S	±10%	±20%
	I	±15%	≤60ms
	G	XT2-XT4-XT5-XT6 ± 30% For In=10A Ifault min=4A For In=25A Ifault min=9A XT7 ± 7%	XT2-XT4-XT5-XT6 ± 20% For In=10A,25A: ±30% XT7 t=k the better of the two data: ±10% or ±40ms t=k/I2: ± 15%
Ekip M Dip I Ekip M Dip LIU	L	trip between 1.05...1.2xI1	±20%
	I	±15%	≤60ms
	U	±20%	±20%

Ekip Touch/Hi-Touch

Overview

The Ekip Touch/Hi-Touch provide a complete series of protections and high accuracy measurements of all electrical parameters and can be integrated perfectly with the most common automation and supervision systems.

Power Distribution Protection

- Ekip Touch LSI
- Ekip Touch LSIG
- Ekip Touch Measuring LSI
- Ekip Touch Measuring LSIG
- Ekip Hi-Touch LSI
- Ekip Hi-Touch LSIG

Motor Protection

- Ekip M Touch LRIU

Generator Protection

- Ekip G Touch LSIG
- Ekip G Hi-Touch LSIG

Key:

1. Power-on LED; pre-alarm LED; alarm LED
2. Test and programming connector
3. Display
4. Home push-button to return to homepage;
5. Push-button for testing and tripping information



Communication and Connectivity

The Ekip Touch/Hi-Touch trip units can be integrated perfectly into all automation and energy management systems to improve productivity and energy consumption and for remote control. The circuit breakers can be equipped with communication modules for Modbus, Profibus, and DeviceNet™ protocols as well as Modbus TCP, Profinet, EtherNet/IP™ and Open ADR. The modules can be easily installed even at a later date.

A solution with integrated modules is useful when the space in the switchboard is limited, but also a solution with external Ekip Cartridge modules is highly suitable when an advanced control and

communication system is required.

Furthermore, the IEC61850 communication module enables connection to automation systems widely used in medium voltage power distribution to create intelligent networks (Smart Grids). All circuit breaker functions are also accessible via the Internet, remotely through the Ekip Link switchgear supervision system. Furthermore, with an easy connection thanks to the Ekip Com Hub module, the circuit breakers allow the system to be monitored via ABB Ability™ EDSCS.

Ekip Touch/Hi-Touch

Overview

Efficiency and measurements

Achieving maximum efficiency for an electrical installation requires intelligent management of power supplies and energy use. For this reason, the new technologies used in the Ekip Touch/Hi-Touch trip units allow the productivity and reliability of installations to be optimized while reducing consumption and fully respecting the environment. These advanced functionalities, together with the protection and communication functions contribute to make Tmax XT with Ekip Touch/Hi-Touch the circuit breaker that maximizes efficiency in all low-voltage electrical installations. With 1% accuracy on power and energy measurements, the trip units are certified according to the IEC 61557-12 Standard. Ekip Touch/Hi-Touch trip units are no longer simply protection devices, but integrate multimeter and network analyzer functionality, thus guaranteeing a top level energy management system.

Digital Upgrade

Ekip Touch/Hi-Touch trip units are available in different versions, to enable a wide range of functions: from the Ekip Touch to the Ekip Hi-Touch, it is always possible to customize any device thanks to the additional digital modules. All functions are available on the ABB Ability Marketplace™ and can be added both when ordering the trip unit as well as after the installation of the circuit breaker. Ekip Connect provides the desired functions, and EPiC makes the operation even faster, directly from a Smartphone. Several packages are available to download, and all of them are designed to save time, costs, and space, since no external devices are needed.

Interface

It is possible to interact with the trip unit in several ways via:

- **The front display**

An LCD display with a push button ensures easy navigation on the XT2 and XT4, while a color touch screen is available for intuitive and quick navigation on the XT5 and XT7, together with the possibility of viewing the waveform for different parameters.

- **Smartphone via Bluetooth**

Thanks to the integrated Bluetooth functionality, it is possible to set and check all the measurements and information directly from a smartphone thanks to the EPiC app. Even when the cabinet door is closed, it is possible to carry out maintenance in a safer way.

- **PC with Ekip Connect**

It is also easy to interact with the trip unit with a PC. Thanks to the Ekip T&P cable the trip unit can be easily connected to a USB PC port and using the Ekip Connect program it is possible to fully interact with the trip unit.

Supply

The Ekip Touch/Hi-Touch protection trip unit is self-supplied through the current sensors and does not require an external supply for the basic protection functions or for the alarm indication functions. The trip units for all the circuit breakers start to power on from a minimum of $0.2 \times I_n^*$ and activate the indication functions, the ammeter and the display. All protection settings are stored in a non-volatile memory that maintains the information, even without a power supply. An auxiliary supply can also be easily connected. In fact, the trip unit can be supplied by means of a galvanically isolated 24V DC auxiliary voltage with the following characteristics:

Parameter	Operation limits
Voltage	24 V DC galvanically isolated*
Tolerance	±10%
Maximum wave	±5%
Maximum surge current @ 24 V	10 A for 5 ms
Maximum rated power @ 24 V	4 W
Connecting cable	Insulated with ground cable (characteristics equal to or greater than Belden 3105A/B)

The the insulation characteristics must refers to the IEC 60950 (UL 1950) or their equivalent

The Ekip Supply module can be connected to both DC and AC current power supplies to activate additional functions such as:

- using the unit with the circuit breaker open;
- using additional modules such as Ekip Signalling and Ekip Com;
- connection to external devices such as Ekip Multimeter;
- recording the number of operations;
- G protection with values below 100A or below $0.2 \times I_n^*$;
- zone selectivity;
- Gext and MCR protection functions.

Supply	Ekip Supply	
Nominal voltage	24-48 V DC	110-240 V AC/DC
Voltage range	21.5-53 V DC	105-265 V AC/DC
Rated power (including modules)	10W max.	10W max.
Inrush current	~10A for 5 ms	~10A for 5 ms

The Ekip Touch/Hi-Touch are also supplied with a battery that enables the cause of the fault to be indicated after a trip. In addition, the battery enables the date and time to be updated, thus ensuring the chronology of events. When the Ekip Touch/Hi-Touch are active, they use an internal control circuit to automatically indicate that the battery is flat. Furthermore, when the unit is switched off a battery test can be run by simply pressing the iTest key.

* for XT2 and XT4 with $I_n \leq 100A$: $0.3 \times I_n$

Ekip Touch/Hi-Touch

Overview

Rating Plug

The XT5 and XT7 trip units allow the rated current to be modified by simply changing the front rating plug. Thus, an upgrade of the circuit breaker, whenever needed, can be carried out without replacing the circuit breaker.

Commissioning

The setting, testing and downloading of reports can be carried out directly from a smartphone, tablet or PC. In addition, the commissioning stage can be further accelerated, minimizing the possibility of errors, by directly configuring the protection trip unit with the DOC design software settings.

Test function

The test port and the iTest key on the front of the protection unit can be used to carry out circuit-breaker tests by connecting one of the following devices:

- The Ekip TT, which allows trip tests, LED tests and checks for the absence of alarms detected by the watchdog function;
- The Ekip T&P, which permits not only trip tests and LED tests but also testing of the individual protection functions and the saving of the relative report;
- The iTest key, to run a battery test when the circuit breaker is disconnected.

The following table shows the main features for each version of the trip unit. The additional features can be added to the trip unit at the time of purchase or after, via the ABB Ability Marketplace™.

Watchdog

All the Ekip Touch/Hi-Touch trip units for the Tmax XT ensure high reliability thanks to an electronic circuit that periodically checks the continuity of the internal connections, such as the trip coil, rating plug and each current sensor (ANSI 74). In the event of an alarm, a message is shown on the display, and if it is set during the installation phase, the trip unit can command the opening of the circuit breaker. If a protection function intervenes, Ekip Touch/Hi-Touch always checks that the circuit breaker has been opened by auxiliary contacts that indicate the position of the main contacts. Otherwise, Ekip Touch/Hi-Touch indicate an alarm (ANSI BF code Breaker Failure) to command the opening of the circuit breaker upstream. Ekip Touch/Hi-Touch also feature self-protection, which ensures the correct operation of the unit in overtemperatures (OT) inside the protection trip unit.

The following indications or controls are available:

- “Warning” LED for temperature below -20 °C or above +70 °C, at which point the trip unit operates correctly with the display switched off.
- “Alarm” LED for temperature outside the operating range, at which point the trip unit commands the opening of the circuit breaker (if set during the configuration phase).

Trip Unit	Current measurement & protection	Voltage, power, energy measurements	Voltage, power, energy protections	Embedded functions*
Ekip Touch LSI	●	○	○	○
Ekip Touch LSIG	●	○	○	○
Ekip Touch Measuring LSI	●	●	○	○
Ekip Touch Measuring LSIG	●	●	○	○
Ekip Hi-Touch LSI	●	●	●	●
Ekip Hi-Touch LSIG	●	●	●	●
Ekip M Touch LRIU	●	●	●	●
Ekip G Touch LSIG	●	●	●	●
Ekip G Hi-Touch LSIG	●	●	●	●

● Default available

○ Additionable features

* See the following pages for more details

Power Distribution Protection

Ekip Touch LSI

Ekip Touch LSIG

Ekip Touch Measuring LSI

Ekip Touch Measuring LSIG

Ekip Hi-Touch LSI

Ekip Hi-Touch LSIG

In [A]	40	60	100	125	150	225	250	300	400	600	800	1000	1200
XT2	●	●	●	●									
XT4			●		●	●	●						
XT5							●	●	●	●			
XT7										●	●	●	●

Motor Protection

Ekip M Touch LRIU

In [A]	40	60	100	150	225	250	300	400	500	600	800	1000	1200
XT2	●	●	●										
XT4			●	●	●								
XT5						●	●	●	●				
XT7										●	●	●	●

Generator Protection

Ekip G Touch LSIG

Ekip G Hi-Touch LSIG

In [A]	250	300	400	600	800	1000	1200
XT5	●	●	●	●			
XT7				●	●	●	●

Ekip Touch/Hi-Touch

Protection functions

The Ekip Touch/Hi-Touch trip units enable all the protection functions to be set with a few simple steps.

Thanks to the ABB Ability Marketplace™, it is always possible to customize the Ekip Touch/Hi-Touch trip units when ordering and also when the circuit breaker is already installed by using the Ekip Connect 3.

Each trip unit has a default protection set, as shown in the table below. Adding other functional packages to this set is always possible, either directly when ordering the circuit breaker, or via ABB Ability Marketplace™ at a later time.

The following protection software packages are available to be added to any version of Ekip Touch/Hi-Touch trip units:

- Voltage Protection
- Voltage Protection Advanced
- Frequency Protection
- Power Protection
- ROCOF Protection
- Adaptive Protection

ABB Code	ANSI Code	Function	Ekip Touch LSI	Ekip Touch LSI ^G	Ekip Touch Measuring LSI
Default Protection					
L	49	Overload	●	●	●
S	50 TD / 68 / 51	Selective short circuit	●	●	●
I	50	Instantaneous short circuit	●	●	●
G	50N/50N TD/68/51N	Ground Fault		●	
N		Neutral	●	●	●
2I	50	2nd instantaneous short circuit	●	●	●
MCR		Closing on short circuit	●	●	●
linst		Instantaneous high intensity short circuit protection	●	●	●
IU	46	Current unbalance	●	●	●
Harmonic Distortion			●	●	●
T		Temperature	●	●	●
Hardware trip			●	●	●
Current Thresholds			●	●	●
S2	50 TD/68	2nd Time delayed overcurrent	●	●	●
Voltage Protection package					
Phase Sequence	47	Cyclical direction of the phases	○	○	○
UV	27	Undervoltage	○	○	○
OV	59	Overvoltage	○	○	○
UV2	27	2nd Undervoltage	○	○	○
OV2	59	2nd Overvoltage	○	○	○
VU	47	Voltage unbalance	○	○	○
Voltage Protection Advanced package					
S(V)	51V	Voltage controlled overcurrent	○	○	○
S(V) 2nd	51V	2nd Voltage controlled overcurrent	○	○	○
RV	59N	Residual overvoltage	○	○	○

● Available as standard

○ Available as software package to be ordered via ABB Ability Marketplace™ or during the circuit breaker ordering phase. To add this function, the Measuring package must be installed first.

Ekip Touch Measuring LSIG	Ekip Hi-Touch LSI	Ekip Hi-Touch LSIG	Ekip M Touch LRIU	Ekip G Touch LSIG	Ekip G Hi-Touch LSIG
●	●	●		●	●
●	●	●	●	●	●
●	●	●	●	●	●
●		●	●	●	●
●	●	●		●	●
●	●	●	●	●	●
●	●	●	●	●	●
●	●	●	●	●	●
●	●	●	●	●	●
●	●	●	●	●	●
●	●	●	●	●	●
●	●	●	●	●	●
●	●	●	●	●	●
●	●	●	●	●	●
●	●	●	●	●	●
●	●	●	●	●	●
○	●	●	●	●	●
○	●	●	●	●	●
○	●	●	●	●	●
○	●	●	●	○	●
○	●	●	●	○	●
○	●	●	●	●	●
○	○	○	○	●	●
○	○	○	○	○	●
○	○	○	○	●	●

Ekip Touch/Hi-Touch

Protection functions

ABB Code	ANSI Code	Function	Ekip Touch LSI	Ekip Touch LSIG	Ekip Touch Measuring LSI
Frequency Protection package					
UF	81L	Underfrequency	○	○	○
OF	81H	Overfrequency	○	○	○
UF2	81L	2nd Underfrequency	○	○	○
OF2	81H	2nd Overfrequency	○	○	○
Power Protection package					
RP	32R	Reverse active power	○	○	○
Cos φ	78	Power Factor	○	○	○
D	67	Directional overcurrent	○	○	○
RQ	40/32R	Loss of field or reverse reactive power	○	○	○
OQ	320F	Reactive overpower	○	○	○
OP	320F	Active overpower	○	○	○
UP	32LF	Active underpower	○	○	○
ROCOF Protection package					
ROCOF	81R	Rate of change of frequency	○	○	○
Adaptive Protection package					
Set A-B		Dual Setting	○	○	○
Motor Protection					
L		Motor protection overload			
R	51LR	Rotor blockage			
U	46	Phase lack and/or unbalance			
Un		Phase unbalance			
Uc	37	Undercurrent			
Protection with additional modules					
SC	25	Synchrocheck	●	●	●
Ekip Ci		Motor contactor interface protection			
PTC		PTC for temperature			
G ext	50G TD/86/51G	Ground fault	● ⁽¹⁾	● ⁽¹⁾	● ⁽¹⁾
Rc	64 50N TD 87N	Residual current / Differential ground fault	● ⁽¹⁾	● ⁽¹⁾	● ⁽¹⁾

● Available ○ Available with the corresponding software package

(1) Available with additional module for XT7 and XT7 M only

When an Ekip Touch LSI or LSIG trip unit is upgraded with one of the following packages:

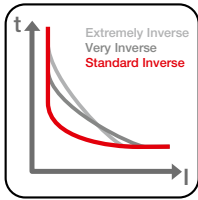
- Voltage Protection
- Voltage Protection Advanced
- Frequency Protection
- Power Protection
- ROCOF Protection

it is mandatory to add first the Measuring package described on the following pages.

Ekip Touch/Hi-Touch

Protection functions

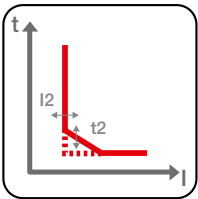
The Ekip Touch/Hi-Touch can be customized with the protection functions required.



L – Overload (L - ANSI 49)

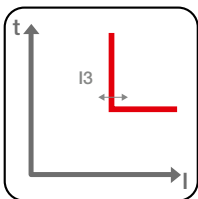
This function is used for protection against overloads. It allows the setting of the trip threshold, trip time and pre-alarm threshold. Three different types of trip curves are available:

1. $t = k/I^2$ with an inverse long time;
2. IDMT in accordance with IEC 60255-151 for coordination with medium voltage protection, available according to Standard Inverse (SI), Very Inverse (VI) and Extremely Inverse (EI) curves;
3. With a $t = k/I4$ curve for better coordination with upstream circuit breakers or fuses.



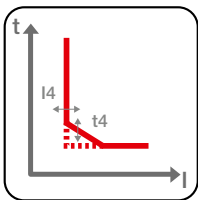
S – Time-delayed overcurrent (S - ANSI 51 & 50TD)

This function is used to protect against selective short circuits. If necessary, it can be disabled, or if needed, only the trip can be excluded keeping the alarm indication, to be used in installations where continuity of service is required. With a constant trip time ($t = k$), or constant specific let through energy ($t = k/I^2$).



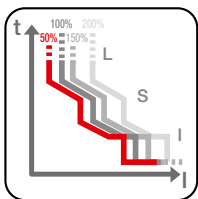
I – Short circuit

This function is used for instantaneous protection against short circuits. The trip threshold is adjustable and, if needed, the protection can be disabled.



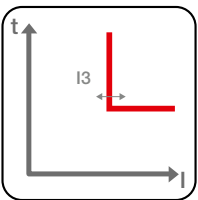
G - Ground fault

This function protects against ground faults. The trip threshold and trip time are adjustable. When needed, the protection can be disabled.



Neutral protection

This function is used to adjust the setting provided from protections L, S and I on the Neutral pole with a control factor which is different from the other phases. It is available with values at 50%, 100%, 150% or 200% of the phase currents. It can be disabled if necessary.

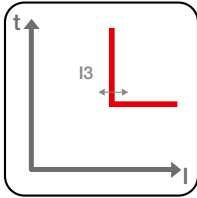


2I - Second protection against instantaneous overcurrent

This function protects against the instantaneous short circuit (e.g. I protection) and it is enabled with an activation event (or command), that can be programmed by the user. It can be activated for different uses in three ways:

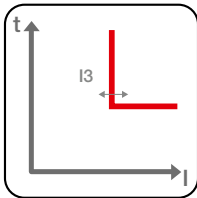
- locally, directly on the Ekip display unit
- locally, with a smartphone with the EPiC app via Bluetooth
- locally, with a PC with the Ekip Connect program
- remotely, via any Ekip Com module connected to the circuit breaker
- remotely, via a switch wired through an Ekip Signalling module.

When active, the Ekip display unit will show a confirmation of the activation and a red LED alarm will flash on the diagnosis bar.



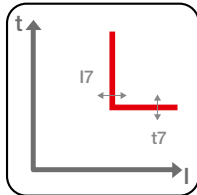
MCR – Closing on Short circuit

This protection uses the same algorithm as the I protection, limiting the operation to a settable time window starting from the closing of the circuit breaker. The protection can be disabled, when needed. The function is active with an auxiliary supply.



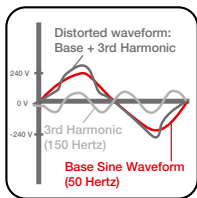
linst

This guarantees the integrity of the circuit breaker and installation in the case of particularly high current values requiring shorter reaction times than those provided by the instantaneous short circuit protection. The protection cannot be disabled, and the tripping threshold and time are defined by ABB.



IU - Current unbalance (ANSI 46)

This function protects against an unbalance between the currents of the single phases protected by the circuit breaker.



Harmonic distortion

This allows a control alarm to be activated for a distorted waveform. If enabled, an alarm is activated for waveform factors higher than 2.1.

T - Temperature

This protects the circuit breaker against abnormal temperatures recorded by the unit. It is always active, and has two states, according to the temperature:

- Warning: $-25 < t < -20$ or $70 < t < 85$ Display off; Warning LED on @ 0.5Hz.
- Alarm: $t < -25$ or $t > 85$ Display off; Alarm and Warning LEDs on @2Hz; Circuit breaker opening command.

Hardware Trip

This protects against internal disconnections of the circuit breaker. If enabled, a fault is signaled and an opening command is sent if one or more of the following events are detected:

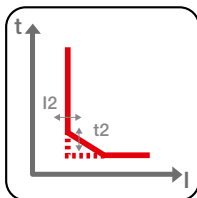
- Current sensors disconnected (phase or external if enabled)
- Rating plug disconnected (only for XT5 and XT7)
- Trip coil disconnected (only signaling)
- Incompatibility between protection release and mainboard (only for XT7)
- Internal problems with the release.

Current thresholds

This function enables the realization of four independent thresholds to be indicated to enable corrective actions before the overload L protection trips the circuit breaker. For example, by disconnecting the loads controlled by an Ekip Signalling device positioned downstream of the circuit breaker.

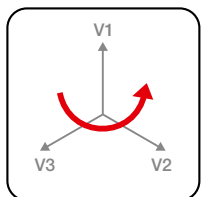
Ekip Touch/Hi-Touch

Protection functions



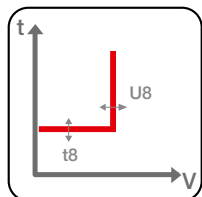
S2 - Second time-delayed overcurrent protection

In addition to the Standard S protection, a second (excludible) time-constant protection is available that enables two independent thresholds to be set to ensure precise selectivity, especially under highly critical conditions.



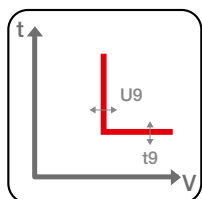
Phase sequence

This trips in case of an inversion of the phase sequence.



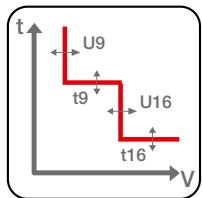
UV - Undervoltage (UV - ANSI 27)

With a constant trip time ($t = k$), this trips when the phase voltage falls below the set threshold.



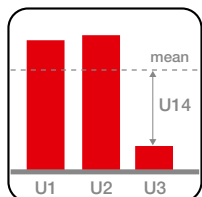
OV - Overvoltage (OV - ANSI 59)

With a constant trip time ($t = k$), this trips when the phase voltage exceeds the set threshold.



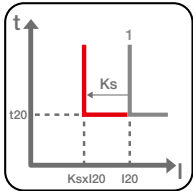
UV2 & OV2 - Second protection against undervoltage and overvoltage (ANSI 27 and 59)

This enables two minimum and maximum voltage thresholds to be set with different delays to discriminate, for example, between voltage dip transients due to the start-up of a motor and an actual fault.



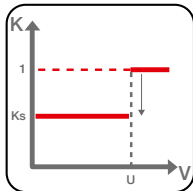
VU - Voltage unbalance (VU - ANSI 47)

With a constant trip time ($t = k$), this protects against an unbalance between the voltages of the single phases that are protected by the circuit breaker.

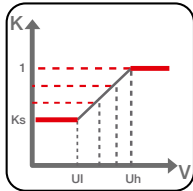


S(V) - Voltage controlled overcurrent protection (ANSI 51V)

This provide protection from a maximum current with a constant trip time ($t = k$) that is sensitive to the voltage value. Following a voltage drop, the current set threshold decreases in steps or linearly. It is possible to set the operating mode to: active, alarm only, or deactivated. The protection operates also with the circuit breaker open, thus allowing fault identification before circuit breaker closing.



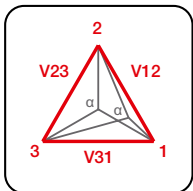
In step mode (controlled mode) the protection is tripped at a set threshold (I_{20}) if the voltage is above U , whereas it is tripped at the lower threshold of the factor K_s ($I_{20} * K_s$) if the voltage is below U .



In linear mode (restrained mode) two voltage limits are selected within which the protection is tripped at the set threshold (I_{20}) reduced by a factor of K corresponding to the measured voltage. The variation of the factor K is proportional to the voltage, and for voltages greater than the upper threshold (U_h) the threshold I_{20} works, whereas for voltages below the lower threshold (U_l) the minimum threshold ($I_{20} * K_s$) applies.

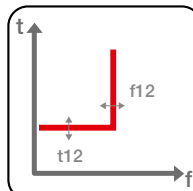
S2(V) – 2nd protection against voltage-controlled overcurrent protection (ANSI 51V)

Available in addition to the protection $S(V)$, this enables total selectivity to be achieved in all installations. It is possible to set the operating mode to: active, alarm only, or deactivated. The protection also operates with the circuit breaker open, thus allowing fault identification before circuit breaker closing.



Residual overvoltage (ANSI 59N)

With a constant trip time ($t = k$), this protects against insulation loss in systems with insulated neutral or with neutral grounded with impedance. It is possible to set the operating mode to: active, alarm only, or deactivated. The protection also operates with the circuit breaker open, thus allowing fault identification before circuit breaker closing.

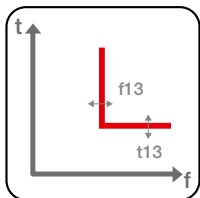


UF Underfrequency (ANSI 81L)

With a constant trip time ($t = k$), this trips when the network frequency falls below a set threshold.

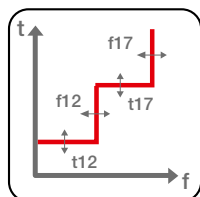
Ekip Touch/Hi-Touch

Protection functions



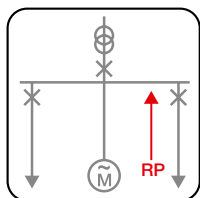
OF Overfrequency (ANSI 81H)

With a constant trip time ($t = k$), this trips when network frequency exceeds a set threshold.



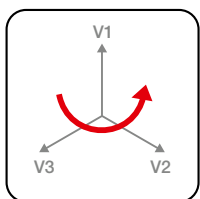
UF2 & OF2 Second protection against underfrequency and overfrequency (ANSI 81L and 87H)

This enables two minimum and maximum frequency thresholds to be set simultaneously. For example, just an alarm can be set for tripping when the first threshold is reached, and the circuit breaker can be set to be opened when the second threshold is reached.



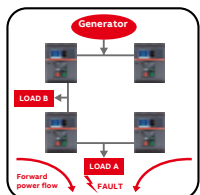
RP Reverse active power

With a constant trip time ($t = k$), this trips when the total active power – in the opposite direction of the current – exceeds the set threshold.



Cos ϕ Power factor

Available with a three-phase threshold, this provides a warning when the system operates with a power factor that is lower than the set power factor.



D Directional overcurrent

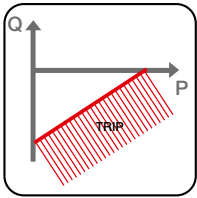
This form of protection is able to recognize the direction of the current during the fault period and thus detect if the fault is upstream or downstream of the circuit breaker. The protection, with a fixed time trip curve ($t=k$), intervenes with two different time delays ($t7bw$ and $t7fw$), according to the current direction. In ring distribution networks, it enables the identification and disconnection of the area in which a fault has occurred, while maintaining operation in the rest of the installation.

Zone selectivity for protection D (ANSI 68)

This enables the possibility to interconnect more circuit breakers, so that, in case of a fault, the affected area can be disconnected nearest to the fault and operation in the rest of the installation is maintained. It is possible to enable directional zone selectivity alternatively to zone selectivity of S and G protections. This also works in the presence of an auxiliary supply.

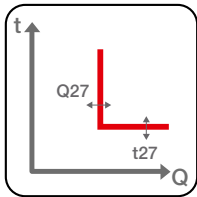
Start-up function for protection D

This enables higher trip thresholds to be set at the outgoing point, as available for protections S, I and G.



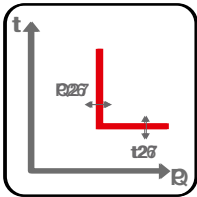
RQ Loss of field or reverse reactive power (ANSI 40 or 32RQ)

With a constant trip time ($t = k$) this circuit breaker trips when the total reactive power absorbed by the generator exceeds the set threshold. It is possible to select a constant threshold ($k=0$) or a function of the delivered active power of the generator ($k \neq 0$).



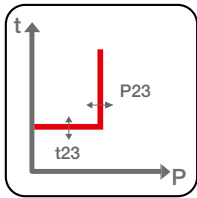
OQ Reactive overpower (ANSI 32OF):

With a constant trip time ($t = k$), this trips when the reactive power exceeds the set threshold in the direction from the generator to the network.



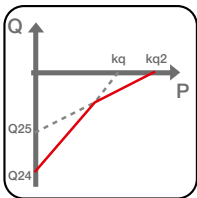
OP Active overpower (ANSI 32OF):

With a constant trip time ($t = k$), this trips when the active power exceeds the threshold set in the delivering direction from the generator.



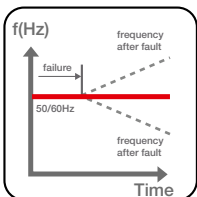
UP Active underpower (ANSI 32LF):

With a constant trip time ($t = k$), this trips when the active power delivered by the generator is lower than the set threshold. It is possible to disable the protection temporarily to manage the start-up phase by setting a time window from the closing of the circuit breaker, by using an electric signal or via incoming communication to a relay.



RQ Second protection against loss of field or reverse reactive power (ANSI 40 or 32R):

This functions as the above mentioned RQ protection. These two functions can be active and used at the same time, thus allowing the under-excitation curve of the generator to be accurately followed and avoiding unwanted disconnections.

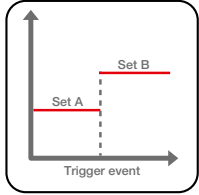


ROCOF Rate of change of frequency (ANSI 81R)

This enables both positive and negative frequency variations to be detected rapidly. The threshold is constant and the function trips when the frequency variation in Hz/s is greater than the set threshold. It is possible to set the operating mode to: active, alarm only, or deactivated. The protection enables the identification and disconnection of the area where the fault has occurred while maintaining operation in the rest of the installation.

Ekip Touch/Hi-Touch

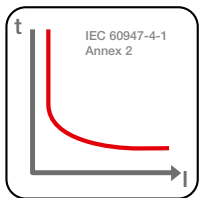
Protection functions



Adaptive protection: dual setting of protections (Set A-B)

The Ekip Hi-Touch can store a set of alternative parameters (set B) for all protections. This second set can replace the default series (set A) with an external control. A typical application for dual settings may be when an emergency source is activated in the system, causing a change of load capacity and short circuit levels, and in cases of switchgear maintenance, providing protection against electric arcs (the minimum trip delays of set B). It is possible to activate series B by:

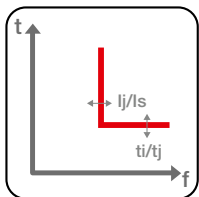
- Digital input, available with an Ekip Signalling module;
- Communication network, by means of one of the Ekip Com communication modules;
- Directly from the Ekip Hi-Touch display;
- Using a settable internal time, after the circuit breaker has closed.



L Motor protection overload in compliance with Standard IEC 60947-4-1 Annex 2

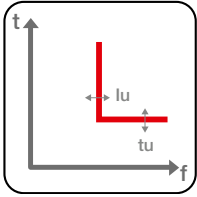
The L function protects the motor against overloads in accordance with the indications and classes defined by Standard IEC 60947-4-1 and the Annex 2. The trip time is established by choosing the appropriate trip class, which depends on the motor that must be protected. In addition to this protection, the thermal memory function (implemented in accordance with Standard IEC60255-8 and the above-mentioned Standard) is permanently activated. After tripping the Ekip M Touch LRIU, the thermal memory is active for a time that depends on the trip class selected (see table). The protection unit will trip faster than the time established for a cold fault condition if a new overload occurs before the thermal memory automatically resets (hot trip condition). The protection has a “start-up” stage from the moment the current exceeds $0.25 \times I_n$ to the moment the minimum time of the selected trip class is reached.

TRIP CLASS	CLASS MIN	CLASS MAX	TMEM RESETTING TIME
5E	3s	5s	5 min
10E	5s	10s	10 min
20E	10s	20s	20 min
30E	20s	30s	33 min



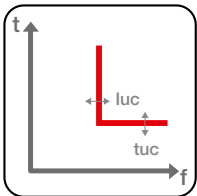
R Protection against rotor blockage

This protects the motor in two different ways, depending on whether the fault occurs on startup or during normal operation. The behavior in the two operating conditions is defined by the Standard IEC 947-4-1 in Annex 2. In the first case (Jam), the operation of the R function protects the motor against rotor jamming during normal operation. The R (Jam) protection function works in conjunction with the L protection to ensure that the motor start-up phase is completed. The R (Jam) protection is inhibited during the start-up phase for the same time as the minimum time in the selected overload protection trip class. Once this time has elapsed, the R protection is activated and causes the circuit breaker to trip if the current remains above the current threshold setting (I_5) for longer than the time (t_5) setting of the protection. In the second case (Stall), the protection is designed to operate to protect the motor against rotor jamming upon start-up. If activated, the R (Stall) protection is not inhibited during start-up and causes the circuit breaker to open if the current remains above the current threshold setting (I_8) for longer than the time setting (t_8) of that protection. The protection has a “start-up” stage from the moment the current exceeds $0.25 \times I_n$ to the moment the minimum time of the selected trip class is reached.



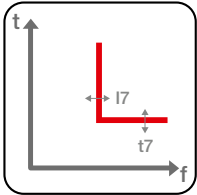
U Protection against phase loss and/or unbalance

This can be implemented when the motor must be promptly protected owing to the absence of a phase. The protection trips if the r.m.s. value of at least one of the phase currents drops below the level equal to 0.1 times the rated current of the trip unit and a second phase exceeds 0.25 times the rated current. The circuit breaker is opened if the current value fails to rise above this level within 2 sec. During start-up, the tripping time of the protection is the lowest value between 2 sec or half the minimum time of the start-up class. The protection has a “start-up” stage starting from the moment the current exceeds $0.25 \times I_n$ to the moment the minimum time of the selected trip class is reached.



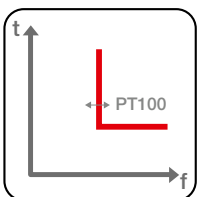
UC Undercurrent protection

This function protects the motor from operating in conditions where the load is reduced or null. The circuit breaker is opened if all the phases remain below the threshold setting I_9 for delay-time t_9 . The protection has a “start-up” stage from the moment the current exceeds $0.25 \times I_n$ to the moment the minimum time of the selected trip class is reached.



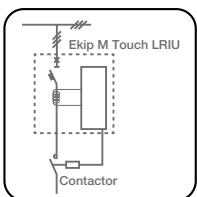
IU Protection against phase unbalance

This unit is used when a motor needs to be protected against differences in the currents circulating in the phases. Threshold setting I_7 defines the maximum level of difference between each phase and the mean value of the three phases. If a phase differs more than its set level from the mean value, the protection opens the circuit breaker once its time-delay setting (t_7) has elapsed. The protection is activated only if all three phase currents exceed $0.25 \times I_n$. During the start-up phase, the tripping time is the lowest value between t_7 or half the minimum time of the start-up class. The protection has a “start-up” stage from the moment the current exceeds $0.25 \times I_n$ to when the minimum time of the selected trip class is reached.



PTC Temperature protection

In its initial configuration, this trip unit is set up to receive an incoming signal from a PTC sensor installed on the motor. The operating thresholds of the protection are defined in accordance with the Standard IEC 60947-8. If the threshold is exceeded, the trip unit opens the circuit breaker after a 1 sec time-delay.



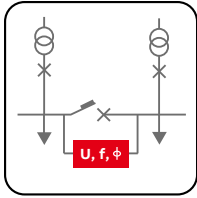
Ekip CI Contactor Interface for motor protection

The breaking capacity of a contactor is definitely lower than a circuit breaker, but with a number of possible operations consistently higher than those of the breaker (approx. 1,000,000): motor protection and operation are thus optimized when these two devices are used in conjunction with each other. In its initial configuration, the trip unit is set for operation in Normal mode, activating the contactor by means of the Ekip CI module if one of the protections trip (with the exception of protections I and G).

If the configuration is changed from Normal to Heavy, the trip unit opens the circuit breaker directly without transmitting the command to the contactor. An auto-reset function allows the actuation status of the Ekip CI to reset automatically after the contactor has tripped owing to the L function, once an adjustable time from 1 to 1000s has elapsed. Auto-reset can occur only in Normal mode. A BACK UP function is also available and deals with situations where an opening command transmitted to the contactor via module Ekip CI has not been successful. In this case, the EKIP M Touch LRIU trip unit sends an opening command to the circuit breaker after waiting for the set time T_x . The actuation time of the contactor given by the manufacturer must be considered when the time-delay setting T_x is entered. The function is active with an auxiliary supply.

Ekip Touch/Hi-Touch

Protection functions



SC Synchrocheck

By comparing voltage, frequency and phase values of the two circuits involved, the synchronism control function indicates that the synchronism conditions necessary to allow the circuit breaker to be closed have been reached. The function is available in two operating modes:

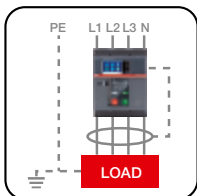
- In systems with both busbars supplied, where synchronism is determined by:
 1. the voltage of the two half-busbars above the U_{live} threshold for the set time
 2. the difference of the two voltages below the threshold ΔU
 3. the difference of the frequency of the two voltages below the threshold Δf
 4. the difference of the phase of the two voltages below the threshold Δ
 5. the desirable time for synchronism condition t_{syn}
 6. the circuit breaker.

- In systems with an out-of-service line (dead busbar), where the synchronism condition is determined by the concurrence of the following conditions for the set t_{Ref} time:

1. the voltage of the active half-busbar is above threshold U_{live}
2. the voltage of the dead half-busbar is below threshold U_{dead}
3. the circuit breaker is open.

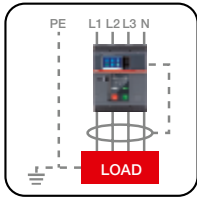
In both cases, the synchronism signal is activated when the required conditions are reached and it remains active for at least 200ms. After this lapse of time, the consent signal is deactivated, if the synchronism conditions fail.

The indication of the synchronism reached is available directly as an electrical indication via a contact that is always provided with the module. This function can be activated simply by connecting the Ekip Synchrocheck module to any Ekip Touch device provided with an Ekip Measuring module.



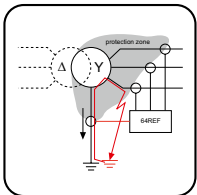
G ext – Ground fault on toroid

This is available only for the XT7, with a trip time which is independent of the current ($t = k$) or with a constant specific let-through energy ($t = k/I^2$). If the pre-alarm reaches a 90% threshold this permits the fault to be reported to supervision systems without any interruption of continuity. The protection needs an external toroid installed, for example, on the star center of the transformer, and is an alternative to the G and Rc functions. This device works with an auxiliary supply.



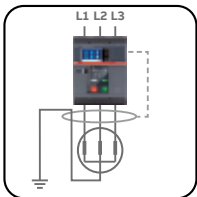
RC Residual current

This is available only for the XT7, with a constant time ($t=k$) and protects against indirect contacts and is integrated into the Ekip Touch LSIG with an Ekip Measuring with a dedicated residual current rating plug and external toroid. The protection is an alternative to the G and Gext functions.



Second protection against ground fault

This is available only for the XT7. Whereas with the Ekip Touch, the user has to choose between implementation of the G type protection using internal current sensors (calculating the vector sum of the currents) or Gext external toroids (direct measurement of the ground fault current), the Ekip Hi-Touch offers the exclusive feature of simultaneous management of both configurations by two independent ground fault protection curves. Owing to this characteristic, the trip unit is able to distinguish a non-restricted from a restricted ground fault, and then activate the opening of the circuit breaker and command the opening of the medium voltage circuit breaker. Another possible configuration is with the residual current protection replacing the Gext protection, while the G protection remains active. The residual current protection is activated in the presence of the residual current rating-plug and of the toroid.



RC Differential ground fault protection against ground faults

Available on the XT7 only, this unit protects against internal ground faults on the generator windings. It is required that the toroid (additional accessory) embraces the active conductors and the ground conductor. RC protection is integrated via a dedicated residual current rating plug and an external toroid.

Ekip Touch/Hi-Touch

Additional protection functions

Additional protection functions:

Protection	Thermal memory	Trip Enable	Zone Selectivity	StartUp enable	Blocks	Directional Zone Selectivity
L	●					
S	●	●	●	●	●	
I				●	●	
G		●	●	●	●	
MCR					●	
IU		●				
T		●				
S2		●	●	●	●	
D				●		●
UV				●		
OV				●		
VU				●		
UF				●		
OF				●		
RP				●		
S(V)				●		
S2(V)				●		
RV				●		
RQ				●		
RQ2				●		
OQ				●		
OP				●		
UP				●		
ROCOF				●		
UV2		●			●	
OV2		●			●	
UF2		●			●	
OF2		●			●	
UP		●				
Gext		●	●			

Thermal memory

This function is used to protect components such as transformers and cables against overheating due to overloads. It adjusts the trip time of the protection according to the time elapsed after the first overload, taking account of the overheating caused. It can be activated when a $t = k/I^2$ (with an inverse long time) curve is used.

Trip Enable

The function enables the trip to be excluded so that only the alarm is indicated. This is used in installations where continuity of service is an essential requirement.

Zone Selectivity

The function allows multiple circuit breakers belonging to the same installation to be connected together, in order to coordinate the trip units and to reduce the tripping times in the case of protections S, G and S2. Thus, in the event of a failure:

- the circuit breaker closest to the fault trips
- the other circuit breakers are locked for a programmable time.

Each circuit breaker that detects a fault reports it to the circuit breaker upstream; the circuit breaker that detects the fault but does not receive any communication from those downstream opens without waiting for the set delay to elapse.

It is possible to enable zone selectivity if a fixed-time curve has been selected and the auxiliary supply is present.

StartUp Enable

The function modifies the threshold of the protection for a period that can be set by the user, avoiding unwanted trips due to high inrush currents of certain loads (motors, transformers, lamps). The starting phase lasts 100ms to 30s and is recognized automatically by the trip unit:

- at the closing of the circuit breaker with a self-supplied trip unit;
- when the peak value of the maximum current exceeds the set threshold ($0.1...10 \times I_n$) with an externally supplied trip unit.

A new start-up is possible after the current falls below the threshold. This function can be activated with a fixed time protection function ($t = k$).

Moreover, the I3 startup threshold must be higher than the I2 startup threshold.

Protection blocks

With the Ekip Connect software, six blocks are available for some protections, which is useful for deactivating the protection based on programmable events. In particular:

- four blocks are associated with the programmable states A, B, C and D
- one block is associated with the start-up (present for protections that have a StartUp function);
- one block, not present for frequency protections, is associated with the checking of the measured frequency. Each block is independent and has its own activation command. The protection is deactivated for a time equal to the duration of the event itself:
- if the programmed event occurs (true), in the case of state-based blocks
- if the StartUp function is active and the start-up threshold is exceeded (the active block for the set start-up time), whenever the StartUp block function is enabled.
- if at least one frequency measured is outside the range 30...80 Hz, in the case of a frequency based block.

Directional Zone Selectivity

The Zone Selectivity function allows multiple circuit breakers belonging to the same installation to be connected together in order to coordinate the trip units and reduce tripping times, but with some important differences:

- it is to be used in installations with a ring circuit
- it allows tripping to be managed and coordinated according to the power flows (determined by the direction of the current), in order to minimize dispersion of energy.

It works as an alternative to S and G Zone Selectivity.

Ekip Touch/Hi-Touch

Protection settings

Available settings for each protection function:

ABB Code	ANSI Code	Function	Threshold Range	Threshold Step
Protections				
L	49	Overload according to 60947-2	$I1 = 0.4...1 \times I_n$	$0.001 \times I_n$
	49	Overload according to 60255-151	$I1 = 0.4...1 \times I_n$	$0.001 \times I_n$
S	50 TD	Time-delayed overcurrent	$I2 = 0.6...10 \times I_n$	$0.1 \times I_n$
	68	Zone selectivity		
		Start up	Activation: $0.6...10 \times I_n$	$0.1 \times I_n$
51	Time-delayed overcurrent	$I2 = 0.6...10 \times I_n$	$0.1 \times I_n$	
I	50	Instantaneous short circuit	XT2-XT4-XT5: $I3 = 1.5...10 \times I_n$ XT7: $I3 = 1.5...15 \times I_n$	$0.1 \times I_n$
		Start up	Activation: XT2-XT4-XT5: $I3 = 1.5...10 \times I_n$ XT7: $I3 = 1.5...15 \times I_n$	$0.1 \times I_n$
G (1)	50N/50N TD	Ground fault	$I4 = 0.1...1 \times I_n$	$0.001 \times I_n$
	68	Zone selectivity		
		Start up	Activation: $0.2...10 \times I_n$	$0.02 \times I_n$
	51N	Ground fault	$I4 = 0.1...1 \times I_n$	$0.001 \times I_n$
N		Neutral	On/Off	50%-100%-200% of the phases
2I	50	Programmable 2nd Instantaneous short circuit	XT2-XT4-XT5: $I3 = 1.5...10 \times I_n$ XT7: $I3 = 1.5...15 \times I_n$	$0.1 \times I_n$
MCR		Closing on short circuit	XT2-XT4-XT5: $I3 = 1.5...10 \times I_n$ XT7: $I3 = 1.5...15 \times I_n$	$0.1 \times I_n$
IU	46	Current unbalance	$I6 = 2...90\% I_n$ unbalance	$1\% I_n$
LC1/2 lw1/2	-	Current threshold Activation up/down	LC1 = $50...100\% \times I1$	1%
			LC2 = $50...100\% \times I1$	1%
			lw1 = $0.1...10 \times I_n$ lw1 = $0.1...10 \times I_n$	$0.01 \times I_n$
S2	50 TD	2nd Time-delayed overcurrent	$I2 = 0.6...10 \times I_n$	$0.1 \times I_n$
	68	Zone selectivity		
Start up		Activation: $0.6...10 \times I_n$	$0.1 \times I_n$	
Phase Sequence	47	Cyclical direction of the phases	1-2-3 or 3-2-1	
UV	27	Undervoltage	$U8 = 0.5...0.98 \times U_n$	$0.001 \times U_n$
OV	59	Overvoltage	$U9 = 1.02...1.5 \times U_n$	$0.001 \times U_n$
UV2	27	2nd Undervoltage	$U15 = 0.5...0.98 \times U_n$	$0.001 \times U_n$
OV2	59	2nd Overvoltage	$U16 = 1.02...1.5 \times U_n$	$0.001 \times U_n$

Trip Time	Time Step	Excludability	Excludability trip	Pre-Alarm	Curve
XT2-XT4 : t1 = 3...60 s @ 3 x I1 XT5: t1 = 3...48 s @ 3 x I1 XT7: t1 = 3...144 s @ 3 x I1	1 s	no	no	50%...90% I1 step 1%	$t = k/I^2$
t1 = 3...144 s for XT7 t1 = 3...9 s for XT2-XT4-XT5 SI: k=0.14; α=0.02 VI: k=13.5; α=1 EI: k=80; α=2 SI: k=0.14; α=0.02 t = k / I4; k=80; α=4	1 s	no	no	50%...90% I1 step 1%	$t = (k t1)/((if/I1)α-1)$
XT2 - XT4 : t2 = 0.05...0.4 s XT5: t2 = 0.05...0.5 s XT7: t2 = 0.05...0.8 s	0.01 s	yes	yes	no	t = k
t2sel = 0.04...0.2 s @ 10 x In	0.01 s	yes			
Range: 0.1 ... 30s	0.01 s	yes			
XT2 - XT4 : t2 = 0.05...0.4 s @ 10 x In XT5: t2 = 0.05...0.5 s @ 10 x In XT7: t2 = 0.05...0.8 s @ 10 x In	0.01 s	yes	yes	no	$t = k/I^2$
Instantaneous		yes	no	no	t = k
Range: 0.1 ... 30s	0.01 s	yes			
t4 = Inst.0.1 ...1 s with I > I4	0.05 s	yes	yes	50%...90% I4 step 1%	t = k
t4sel = 0.04...0.2 s	0.01 s	yes			
Range: 0.1 ... 30s	0.01 s	yes			
t4 = 0.1...1 s	0.05 s	yes	yes	50%...90% I4 step 1%	$t = k/I^2$
		yes			
Instantaneous		yes	no	no	t = k
Instantaneous Monitor time range 40...500 ms	0.01 s	yes	no	no	t = k
t6 = 0.5...60 s	0.5 s	yes	yes	no	t = k
		yes	only signaling	no	
XT2 - XT4 : t2 = 0.05...0.4 s XT5: t2 = 0.05...0.5 s XT7: t2 = 0.05...0.8 s	0.01 s	yes	yes	no	t = k
t5sel = 0.04...0.2s	0.01 s	yes	yes		
Range: 0.1 ... 30s	0.01 s	yes			
		yes	only signaling	no	
t8 = 0.05...120 s	0.01 s	yes	yes	no	t = k
t9 = 0.05...120 s	0.01 s	yes	yes	no	t = k
t15 = 0.05...120 s	0.01 s	yes	yes	no	t = k
t16 = 0.05...120 s	0.01 s	yes	yes	no	t = k

Ekip Touch/Hi-Touch

Protection settings

ABB Code	ANSI Code	Function	Threshold Range	Threshold Step
Protections				
VU	47	Voltage unbalance	$U14 = 2...90 \% U_n$ unbalance	1% U_n
S(V)	51V	Voltage controlled overcurrent	$I20 = 0.6...10 \times I_n$	0.1 x I_n
		Step mode (controlled mode)	$U1 = 0.2...1 \times U_n$ $Ks = 0.1...1$	0.01 x U_n 0.01
	51V	Linear mode (restrained mode)	$U1 = 0.2...1 \times U_n$ $Uh = 0.2...1 \times U_n$ $Ks = 0.1...1$	0.01 x U_n 0.01 x U_n 0.01
S2(V)	51V	2nd Voltage controlled overcurrent	$I21 = 0.6...10 \times I_n$	0.1 x I_n
		Step mode (controlled mode)	$U12 = 0.2...1 \times U_n$ $Ks2 = 0.1...1$	0.01 x U_n 0.01
	51V	Linear mode (restrained mode)	$U12 = 0.2...1 \times U_n$ $Uh2 = 0.2...1 \times U_n$ $Ks2 = 0.1...1$	0.01 x U_n 0.01 x U_n 0.01
RV	59N	Residual overvoltage	$U22 = 0.05...0.5 \times U_n$	0.001 x U_n
UF	81L	Underfrequency	$f12 = 0.9...0.999 f_n$	0.001 x f_n
OF	81H	Overfrequency	$f13 = 1.001...1.1 f_n$	0.001 x f_n
UF2	81L	2nd Underfrequency	$f17 = 0.9...0.999 f_n$	0.001 x f_n
OF2	81H	2nd Overfrequency	$f18 = 1.001...1.1 f_n$	0.001 x f_n
RP	32R	Reverse active power	$P11 = -1...-0.05 S_n$	0.001 S_n
Cos ϕ	78	Power factor	$\text{Cos } \phi = 0.5...0.95$	0.01
	D	67	Directional overcurrent	$I7 Fw/Bw = 0.6...10 \times I_n$
	68	Zone selectivity		
		Start up	Activation: $0.6...10 \times I_n$	0.1 x I_n
		Minimum angle of direction (°)	3.6, 7.2, 10.8, 14.5, 18.2, 22, 25.9, 30, 34.2, 38.7, 43.4, 48.6, 54.3, 61, 69.6	
RQ	40/32R	Loss of field or reverse reactive power	$Q24 = -1...-0.1 \times S_n$ $Kq = -2...2$	0.001 x S_n 0.01
		Loss of field or reverse reactive power	$Q25 = -1...-0.1 \times S_n$ $Kq = -2...2$	0.001 x S_n 0.01
		Minimum voltage threshold	$V_{min.} = 0.5...1.2$	0.01
OQ	320F	Reactive overpower	$Q27 = 0.4...2 \times S_n$	0.001 x S_n
OP	320F	Active overpower	$P26 = 0.4...2 \times S_n$	0.001 x S_n
UP	32LF	Active underpower	$P23 = 0.1...1 \times S_n$	0.001 x S_n
		StartUp		
ROCOF	81R	Rate of change of frequency	$f28 = 0.4...10 \text{ Hz / s}$ (up &/or down)	0.2 Hz/s
L (Motor Protection)		Motor protection overload	$I1 = 0.4...1 \times I_n$	0.001 x I_n
		According 60947-4-1		
R	51R	Rotor blockage - Jam	$Ij = 2...10 \times I1$	0.1
	51R	Rotor blockage - Stall	$I_s = 1...10 \times I1$	0.1
U		Phase lackand/or unbalance	On/Off	-
Un	46	Phase unbalance	$20...50\% \times I1$	10%
Uc	37	Undercurrent	$50...90\% \times I1$	10%

Trip Time	Time Step	Excludability	Excludability trip	Pre-Alarm	Curve
t14 = 0.5...60 s	0.5 s	yes	yes	no	t = k
t20 = 0.05...30 s	0.01 s	yes	yes	no	t = k
t21 = 0.05...30 s	0.01 s	yes	yes	no	t = k
t22 = 0.5...120 s	0.01 s	yes	yes	no	t = k
t12 = 0.15...300 s	0.01 s	yes	yes	no	t = k
t13 = 0.15...300 s	0.01 s	yes	yes	no	t = k
t17 = 0.15...300 s	0.01 s	yes	yes	no	t = k
t18 = 0.15...300 s	0.01 s	yes	yes	no	t = k
t11 = 0.5...100 s	0.1 s	yes	yes	no	t = k
t7 Fw/Bw = 0.2...0.8 s	0.01 s	yes	only signaling	no	t = k
t7sel = 0.13...0.5s	0.01 s	yes			
Range 0.1...0.8s	0.01 s	yes			
t24 = 0.5...100 s	0.1 s	yes	yes	no	t = k
t24 = 0.5...100 s	0.1 s	yes	yes	no	t = k
t27 = 0.5...100 s	0.5 s	yes	yes	no	t = k
t26 = 0.5...100 s	0.5 s	yes	yes	no	t = k
t23 = 0.5...100 s	0.5 s	yes	yes	no	t = k
Range from closing: 0.1...30S or with digital input	0.01 s	yes			-
t28 = 0.5...10 s for f>f28	0.01 s	yes	yes	no	t = k
XT2-XT4: 5E - 10E - 20E					t = k/l ²
XT5-XT7: 5E - 10E - 20E - 30E					
tj = 1...10 s	0.5 s				t = k
ts = 2...10 s	0.5 s				t = k
tu = 1...10 s	0.5 s				t = k
tun = 1...10 s	0.5 s				t = k
tuc = 1...20 s	0.5 s				t = k

Ekip Touch/Hi-Touch

Protection settings

ABB Code	ANSI Code	Function	Threshold Range	Threshold Step
Protection with additional modules				
SC Synchrocheck	25	Synchrocheck (Live busbars)	U _{live} = 0.5...1.1 x U _n ΔU = 0.02...0.12 x U _n Δf = 0.1...1 x Hz ΔΦ 5...50° elt	0.001 x U _n 0.001 x U _n 0.1 x Hz 5° elt
		Synchrocheck (Live/Dead busbars)	U _{live} = 0.5...1.1 x U _n U _{dead} = 0.02...0.2 x U _n	0.001 x U _n 0.001 x U _n
		Frequency check off		
		Phase check off		
		Dead bar configuration	Reverse/Standard	
		Primary voltage	100...1150	100, 115, 120, 190, 208, 220, 230, 240, 277, 347, 380, 400, 415, 440, 480, 500, 550, 600, 660, 690, 910, 950, 1000, 1150
		Secondary voltage	100...120	100, 110, 115, 120
Gext⁽¹⁾	50G TD	Ground fault	I ₄ = 0.1...1 x I _n toroid	0.001 x I _n Toroid
	68	Zone selectivity		
		Start up	Activation: 0.1...1 x I _n	0.02 x I _n
51G	Ground fault	I _{4⁽¹⁾} = 0.1...1 x I _n	0.001 x I _n	
Rc	64 50N TD 87N	Residual current / Differential ground fault	IΔn = 3 - 5 - 7 - 10 - 20 - 30A	

The RC for the XT7 is active only when the rating plug is present. All of the Synchrocheck functions are for signaling.

An adjustable pre-alarm threshold (50...90% I₁) is available for L protection, as well as a fixed pre-alarm threshold is available for G and Gext protection.

Trip Time	Time Step	Excludability	Excludability trip	Pre-Alarm	Curve
Stability voltage time for live state = 100...30000ms Minimum matching time = 100...3000ms tref = 0.1...30 s	0.001 s 0.01 s 0.1 s	yes yes yes yes	only signaling only signaling	no no	
t41 = 0.1...1 s	0.05 s	yes	yes	50...90% I41 step 1%	t = k
t41sel = 0.04...0.2 s	0.01 s	yes			
Range: 0.1...30s	0.01 s	yes			
t41 = 0.1...1 s with I = 4 x In	0.05 s	yes	yes	50...90% I41 step 1%	t = k/I ²
tΔn = 0.06 – 0.1 – 0.2 – 0.3 – 0.4 – 0.5 – 0.8 s			no	no	t = k

Ekip Touch/Hi-Touch

Tolerances

ABB Code	ANSI Code	Function	Threshold Range	Trip Time
Protections				
L	49	Overload according to 60947-2	trip between 1.05 and 1.2 x I _n	± 10% I ≤ 6 x I _n ± 20% I ≥ 6 x I _n
	49	Overload according to 60255-151	trip between 1.05 and 1.2 x I _n	± 10% I ≤ 6 x I _n ± 20% I ≥ 6 x I _n
S	50 TD	Selective short circuit	± 7% I ≤ 6 x I _n ± 10% I ≥ 6 x I _n	The better of the two data: ± 10% or ± 40ms
	51	Selective short circuit	± 7% I ≤ 6 x I _n ± 10% I ≥ 6 x I _n	± 15% I ≤ 6 x I _n ± 20% I ≥ 6 x I _n
I	50	Instantaneous short circuit	± 10%	≤ 30ms
G ⁽¹⁾	68	Ground Fault	± 7%	The better of the two data: ± 10% or ± 40ms with t ₄ =instantaneous
	51N	Ground Fault	± 7%	± 15%
2I	50	2nd Instantaneous short circuit	± 10%	≤ 30ms
MCR		Closing on short circuit	± 10%	≤ 30ms
IU	46	Current unbalance	10%	The better of the two data: ± 10% or ± 40ms (for t ₅ <5s) / ± 40ms (for t ₅ ≥ 5s)
LC1/2 - Iw1/2		Current threshold	± 10%	
S2	68	2nd Selective short circuit	± 7% I ≤ 6 x I _n ± 10% I ≥ 6 x I _n	The better of the two data: ± 10% or ± 40ms
UV	27	Undervoltage	± 2%	The better of the two data: ± 10% or ± 40ms (for t ₅ <5s) / ± 40ms (for t ₅ ≥ 5s)
OV	59	Overvoltage	± 2%	The better of the two data: ± 10% or ± 40ms (for t ₅ <5s) / ± 40ms (for t ₅ ≥ 5s)
UV2	27	2nd Undervoltage	± 2%	The better of the two data: ± 10% or ± 40ms (for t ₅ <5s) / ± 40ms (for t ₅ ≥ 5s)
OV2	59	2nd Overvoltage	± 2%	The better of the two data: ± 10% or ± 40ms (for t ₅ <5s) / ± 40ms (for t ₅ ≥ 5s)
VU	47	Voltage unbalance	± 5%	The better of the two data: ± 10% or ± 40ms (for t ₅ <5s) / ± 40ms (for t ₅ ≥ 5s)
S(V)	51V	Voltage controlled overcurrent	± 10%	The better of the two data: ± 10% or ± 40ms (for t ₅ <5s) / ± 40ms (for t ₅ ≥ 5s)
S2(V)	51V	2nd Voltage controlled overcurrent	± 10%	The better of the two data: ± 10% or ± 40ms (for t ₅ <5s) / ± 40ms (for t ₅ ≥ 5s)
RV	59N	Residual overvoltage	± 5%	The better of the two data: ± 10% or ± 40ms (for t ₅ <5s) / ± 40ms (for t ₅ ≥ 5s)
UF	81L	Underfrequency	± 1% (with f _n ± 2%)	The better of the two data: ± 10% or ± 40ms (for t ₅ <5s) / ± 40ms (for t ₅ ≥ 5s)
OF	81H	Overfrequency	± 1% (with f _n ± 2%)	The better of the two data: ± 10% or ± 40ms (for t ₅ <5s) / ± 40ms (for t ₅ ≥ 5s)
UF2	81L	2nd Underfrequency	± 1% (with f _n ± 2%)	The better of the two data: ± 10% or ± 40ms (for t ₅ <5s) / ± 40ms (for t ₅ ≥ 5s)
OF2	81H	2nd Overfrequency	± 1% (with f _n ± 2%)	The better of the two data: ± 10% or ± 40ms (for t ₅ <5s) / ± 40ms (for t ₅ ≥ 5s)

ABB Code	ANSI Code	Function	Threshold Range	Trip Time
RP	32R	Reverse active power	± 10%	The better of the two data: ± 10% or ± 40ms (for t5<5s) / ± 40ms (for t5 ≥ 5s)
D	68	Directional overcurrent	± 7% I ≤ 6 x I _n ± 10% I ≥ 6 x I _n	If t7 ≤ 200 ms : +/-20 ms If 200ms < t7 ≤ 400 ms : 10% If con t7 > 400 ms : 40 ms
RQ	40/32R	Loss of field or reverse reactive power	± 10%	The better of the two data: ± 10% or ± 40ms (for t5<5s) / ± 40ms (for t5 ≥ 5s)
OQ	320F	Reactive overpower	± 10%	The better of the two data: ± 10% or ± 40ms (for t5<5s) / ± 40ms (for t5 ≥ 5s)
OP	320F	Active overpower	± 10%	The better of the two data: ± 10% or ± 40ms (for t5<5s) / ± 40ms (for t5 ≥ 5s)
UP	32LF	Active underpower	± 10%	The better of the two data: ± 10% or ± 40ms (for t5<5s) / ± 40ms (for t5 ≥ 5s)
ROCOF	81R	Rate of change of frequency	± 5%	The better of the two data: ± 10% or ± 40ms
L (Motor Protection)		Motor protection overload According 60947-4-1		
R	51LR	Rotor blockage - Jam	I _j = 2...10 x I ₁	t _j = 1...10 s
	51LR	Rotor blockage - Stall	I _s = 1...10 x I ₁	t _s = 2...10 s
U				
Un	46			
Uc	37			
Protection with additional modules				
SC Synchrocheck	25	Synchrocheck (Live busbars)	10%	
		Synchrocheck (Live. Dead busbars)	10%	
Gext ⁽¹⁾	68	Ground fault	± 7%	The better of the two data: ± 10% or ± 40ms
	51G	Ground fault	± 7%	± 15%
	51G	Ground fault		
Rc	64 50N TD 87N	Residual current / Differential ground fault	- 20% ÷ 0%	140ms @ 0.06s (max trip time) 950ms @ 0.80s (max trip time)

(1) With Vaux all thresholds are available. Without Vaux the minimum threshold is limited to: 0.3 x I_n for XT2 and XT4 with I_n ≤ 100A; 0.25 for XT5 with I_n ≤ 300A; 0.2 x I_n for all the other ratings.

The tolerances above apply to trip units already powered by the main circuit with current flowing in at least two phases or an auxiliary power supply.
In all other cases the following tolerance values apply:

ABB Code	Trip threshold	Trip time
L	Trip between 1.05 and 1.2 x I ₁	± 20%
S	± 10%	± 20%
I	± 15%	≤ 60ms
G	± 15%	± 20%
Other protection	± 15%	± 20%

Ekip Touch/Hi-Touch

Measurement functions and data

Currents

All the Ekip Touch/Hi-Touch trip units measure the RMS value of the instantaneous currents of the three phases and the neutral. There are two different levels of accuracy depending on the version (0.5% and 1%). In addition, also the minimum and maximum values recorded within an adjustable time interval are available.

Voltage

Instantaneous phase-to-phase and phase-to-neutral voltages can be measured. They are available at a 0.5% level of accuracy. In addition, the minimum and maximum values recorded within an adjustable time interval are available.

Power

Real time measurements of the total and phase power. Available at 2 different level of accuracy depending on the version, 1 % and 2%. In addition, the minimum and maximum values recorded within an adjustable time interval are available.

Energy meters

Measurements of the active, reactive and apparent energy totals, updated every minute. The measurements can be reset when needed.

Frequency

Measurement of line real time frequency, expressed in hertz.

Peak Factor

Real time measurements of the peak factors of the phase currents. The measurements are expressed as a ratio between the peak values and RMS values, for each single phase.

Power Factor

Power factor and real time measurements of the ratio between the total active power and total apparent power, expressed as $\cos\phi$. In addition, the trip unit signals an alarm if the $\cos\phi$ value drops below an adjustable threshold, settable via Ekip Connect software (from 0.5 to 0.95).

Datalogger

This function allows the data related to a trigger event to be recorded. These data are:

- Analog measurements: phase currents and phase-to-phase voltages
- Digital events: protection alarms, circuit-breaker status signals, tripping of protections.

When the datalogger is activated, the trip unit continuously acquires data by filling and emptying an internal register. If a trigger event occurs, the trip unit inhibits acquisition (either immediately or with an adjustable time-lag) and stores the data, which is available for downloading.

Network Analyzer

This function fully evaluates the quality of the network. It is possible to set the controls to long cycle voltage and current in order to analyze the system functionality. Voltages and currents are monitored to find:

- The sequence of voltages
- Short term voltage drops or interruptions
- Short duration voltage increases
- Slow voltage drops
- Slow voltage increases
- Unbalances between the voltages
- Harmonic distortion of voltages and currents.

Waveforms

A selected quantity can be represented as a waveform and acquired at the moment of selection. The phase current and phase-to-phase voltage can be displayed.

Harmonics

A representation in the form of a histogram of the measurements of the harmonics that make up the waveform, and related to the frequency set.

Operation counter

In the presence of a power supply, the trip unit records information about the openings of the circuit breaker including:

- the number of manual openings
- the total number of operations (manual + trips).

By activating communication with the trip unit, the following parameters are also available:

- the number of openings due to protection tripping
- the number of openings for which tripping has not been completed in due time (back-up commands have been necessary)
- the number of opening tests performed.

Contact wear

This gives an estimation of the conditions of the main circuit breaker contacts. The value is expressed as a percentage, and is 0% in case of no wear, and 100% in case of total wear. This is calculated automatically by the trip unit at every opening for protection or, in the presence of a power supply, also at every manual opening of the circuit breaker.

Openings

Information about the last 30 openings are available. In particular:

- tripped protection
- the progressive number of the opening
- the date and time of the opening (referred to the internal clock)
- measurements associated with the trip protection.





The most recent opening is viewable also by pressing the iTest key.

Events

The last 200 events are recorded. The following information is available:

- trip unit: configuration status of the bus, operating mode, active set, auxiliary power supply
- protections: delay in action or alarms
- connection states or alarms: circuit breaker, current sensors, trip coil, rating plug
- tripping: state of the opening command, or signal of tripping for protection.

The icons help to quickly understand the type of event:

-  event reported for information purposes
-  delay of a protection in progress, trip expected
-  alarm referring to a non-hazardous condition
-  alarm for operation, failure, or connection fault.

Synchrocheck

Synchrocheck measurements relating to the function of synchronism between two independent power sources.

Ekip Touch/Hi-Touch

Measurement functions and data

The parameters measurable for each trip unit are shown in the following tables. Three different software packages are available to upgrade the trip units:

- Measuring package for measurement of voltage, power and energy
- Datalogger for data record
- Network Analyzer for the evaluation of the power quality.

Instantaneous measurements			Ekip Touch	Ekip Touch Measuring	Ekip Hi-Touch	Ekip M Touch	Ekip G Touch	Ekip G Hi-Touch
Currents (RMS)	L1, L2, L3, Ne	[A]	●	●	●	●	●	●
Ground fault current (RMS)	I _g	[A]	●	●	●	●	●	●
Measuring package				●	●	●	●	●
Phase-to-phase voltage (RMS)	U12, U23, U31	[V]	○	●	●	●	●	●
Phase-to-neutral voltage (RMS)	U1, U2, U3	[V]	○	●	●	●	●	●
Phase sequence			○	●	●	●	●	●
Frequency	f	[Hz]	○	●	●	●	●	●
Active power	P1, P2, P3, P _{tot}	[kW]	○	●	●	●	●	●
Reactive power	Q1, Q2, Q3, Q _{tot}	[kVAR]	○	●	●	●	●	●
Apparent power	S1, S2, S3, S _{tot}	[KVA]	○	●	●	●	●	●
Power factor	PF1, PF2, PF3, PF total		○	●	●	●	●	●
Peak factor	total		○	●	●	●	●	●
Counters: recorded from installation or from the last reset								
Active energy	E _p total, E _p positive, E _p negative	[kW]	○	●	●	●	●	●
Reactive energy	E _q total, E _p positive, E _p negative	[kVAR]	○	●	●	●	●	●
Apparent energy	E _s total	[KVA]	○	●	●	●	●	●

● Available as standard

○ Available as software package to be ordered via ABB Ability Marketplace™ or during the circuit breaker ordering phase

Depending on the need, two different accuracy levels are available for the trip unit, the Standard Precision and High Precision certified according to IEC 61557-12:

Instantaneous measurements		Standard Precision	High Precision certified according to IEC 61557-12
Currents (RMS)	[A] L1, L2, L3, Ne	1%	0.50%
Ground fault current (RMS)	[A] I _g	2%	0.50%
Phase-to-phase voltage (RMS)	[V] U12, U23, U31	0.50%	0.50%
Phase-to-neutral voltage (RMS)	[V] U1, U2, U3	0.50%	0.50%
Frequency	[Hz] f	0.20%	0.20%
Active power	[kW] P1, P2, P3, P _{tot}	2%	1%
Reactive power	[kVAR] Q1, Q2, Q3, Q _{tot}	2%	2%
Apparent power	[KVA] S1, S2, S3, S _{tot}	2%	1%
Power factor	PF1, PF2, PF3, PF total	2%	1%
Active energy	[kW] E _p total, E _p positive, E _p negative	2%	1%
Reactive energy	[kVAR] E _q total, E _p positive, E _p negative	2%	2%
Apparent energy	[KVA] E _s total	2%	1%

The lowest current value that the trip units Ekip Touch/Hi-Touch can measure is 0.004 x I_n

High Precision certified according to IEC 61557-12

Available only for factory assembled circuit breakers, this accuracy is available as default on the Ekip Hi-Touch and Ekip G Hi-Touch trip units; anyway, it is always possible to have this accuracy for the other Ekip Touch trip units by adding the dedicated commercial codes upon ordering.

For XT2 Ekip Touch trip units the High Precision is available in general for I_n ≥ 100A.

Ekip Touch/Hi-Touch

Measurement functions and data

Network Analyzer		Interval
Hourly average voltage value	[V] [no] - Umin= 0.75...0.95 x Un - Umax= 1.05...1.25 x Un - Events counter ⁽¹⁾	t = 5...120min
Short voltage interruptions	[no] - Umin= 0.75...0.95 x Un - Events counter ⁽¹⁾	t <40ms
Short voltage spikes	[no] - Umax= 1.05...1.25 x Un - Events counter ⁽¹⁾	t <40ms
Slow voltage sags and swells	[no] - Umin1= 0.75...0.95 x Un - Umin2= 0.75...0.95 x Un - Umin3= 0.75...0.95 x Un - Umax1= 1.05...1.25 x Un - Umax2= 1.05...1.25 x Un - Events counter ⁽¹⁾	t = 0.02s...60s
Voltage unbalance	[V] [no] - U neg. seq.= 0.02...0.10 x Un - Events counter ⁽¹⁾	t = 5...120min
Harmonic analysis	Current and Voltage - up to 50° - Alarm THD: 5...20% - Single harmonic alarm: 3...10% plus a count of minutes the harmonic has been exceeded	

● Available as standard

○ Available as software package to be ordered via ABB Ability Marketplace™ or during the circuit breaker ordering phase. To add this function, the Measuring package must be installed first.

Ekip Touch	Ekip Touch Measuring	Ekip Hi-Touch	Ekip M Touch	Ekip G Touch	Ekip G Hi-Touch
○ ²	○ ²	●	○	○	●
○ ²	○ ²	●	○	○	●
○ ²	○ ²	●	○	○	●
○ ²	○ ²	●	○	○	●
○ ²	○ ²	●	○	○	●
○ ²	○ ²	●	○	○	●

1) No. of events day by day in the last year plus the total events in the breaker's lifetime
 2) Not available for Ekip Touch and Ekip Touch Measuring for XT2 and XT4

Ekip Touch/Hi-Touch

Measurement functions and data

Record of values: for each interval with time-stamping	Parameters	Window & interval
Current: minimum and maximum	[A] I Min, I Max	Fixed synchronizable by remote
Phase-to-phase voltage: minimum and maximum	[V] U Min, U max	Duration: 5...120min
Active power: average and maximum	[kW] P Mean, P Max	Number of intervals: 24
Reactive power: average and maximum	[kVAR] Q Mean, Q Max	
Apparent power: average and maximum	[KVA] S Mean, S Max	
Data logger: high rate sampling record of parameters	Parameters	
Currents	[A] L1, L2, L3, Ne, Ig	Fixed synchronizable by remote
Voltages	[V] U12, U23, U31	
Sampling rate	[Hz] 1200-9600	Duration: 5...120min
Maximum recording duration	[s] 18	Number of intervals: 24
Recording stop delay	[s] 0-10s	
Number of registers	[no] 2 independent	
Info on trip & opening data: after a fault without auxiliary supply	Parameters	
Type of protection tripped	eg. L, S, I, G, UV, OV	
Fault values per phase	[A/V/Hz w/VAR] eg. I1, I2, I3, neutral for S protection V12, V23, V32 for UV protection	
Time-stamping	Date, time and progressive number	
Maintenance indicators	Parameters	
Information on last 30 trips	Type of protection, fault values and time-stamping	
Information on last 200 events	Type of event, time-stamping	
Number of mechanical operations	can be associated to alarm	
Total number of trips	[no]	
Total operating time	[no]	
Wear of contacts	[h] Pre-alarm >80% Alarm = 100%	
Date of maintenance operations performed	[%] Last	
Indication of maintenance operation needed		
Circuit breaker I.D.	Type of circuit breaker, assigned device name, serial number	
Self-diagnosis	Parameters	
Check of continuity of internal connections	Alarm due to disconnection: rating plug, sensors, trip coil	Note: Opening of the circuit breaker
Failure of circuit breaker to open (ANSI 50BF)	Alarm following non-tripping of protection functions	can be set in the event of alarm
Temperature (OT)	Pre-alarm and alarm for abnormal temperature	

● Available as standard

○ Available as software package to be ordered via ABB Ability Marketplace™ or during the circuit breaker ordering phase. To add this function, the Measuring package must be installed first.

●	●	●	●	●	●
○	●	●	●	●	●
○	●	●	●	●	●
○	●	●	●	●	●
○	●	●	●	●	●
○ ²	○ ²	●	○	●	●
○ ²	○ ²	●	○	●	●
○ ²	○ ²	●	○	●	●
○ ²	○ ²	●	○	●	●
○ ²	○ ²	●	○	●	●
○ ²	○ ²	●	○	●	●
●	●	●	●	●	●
●	●	●	●	●	●
●	●	●	●	●	●
●	●	●	●	●	●
●	●	●	●	●	●
●	●	●	●	●	●
●	●	●	●	●	●
●	●	●	●	●	●
●	●	●	●	●	●
●	●	●	●	●	●
●	●	●	●	●	●
●	●	●	●	●	●
●	●	●	●	●	●
●	●	●	●	●	●

1) No. of events day by day in the last year plus the total events in the breaker's lifetime
2) Not available for Ekip Touch and Ekip Touch Measuring for XT2 and XT4

Communication and connectivity

- 4/2** **Introduction**
- 4/4** **Switchgear compartment**
- 4/6** **Electrical switchgear**
Remote communication
- 4/8** **Electrical system**
Software applications
- 4/10** Ekip Connect
- 4/12** Ekip view
- 4/14** **Software and web application**
- 4/16** **Accessories for Ekip Touch trip units**
- 4/25** **Accessories for electronic trip units**
- 4/26** **Accessories for XT2-XT4 Ekip trip units**

Introduction

The Tmax XT circuit breakers are fully ready for Industry 4.0 requirements. The increasing number of connected objects and people is transforming electrical installation systems, bringing forward new potential in efficiency and productivity.

The Ekip Touch trip unit series can be connected in several ways to different networks and systems. According to their complexity, the supervision of low-voltage systems may involve different levels. Depending on where the supervision is needed, different communication configurations are available.

Switchgear compartment: control of the main electrical values of the circuit breaker and set the protection functions, thanks to:

- embedded display of the trip units
- Ekip Multimeter display connected to the trip unit
- smartphone connection via embedded Bluetooth.

Electrical switchgear: remote access to all switchgear circuit breaker data via several communication protocols.

Electrical system: management of complex systems in which the devices must be integrated in automated industrial processes or in intelligent electrical networks, better known as smart grids. The system can be supervised by:

- Ekip View software
- Internet with the ABB Ability™ Electrical Distribution Control System webapp.





For all the possible supervision modes, connectivity modules are necessary. Two mounting solutions are possible, one excluding the other:

- **Internally**, it is possible to mount the Ekip Com modules in the circuit breaker. This solution can be used on XT2, XT4 and XT5 circuit breakers. The module is mounted directly inside the circuit breaker with no additional space needed in the switchboard. For this configuration, dedicated internal module codes are available.
- **Externally**, through the Ekip Cartridge. The modules can be installed inside the cartridge, which is directly connected to the trip unit by a cable. Available with the XT2, XT4 and XT5 sizes. The Ekip cartridge is available in two versions

depending on how many modules are needed. The solution with the external cartridge permits a double or even triple communication channel, as well as redundant communication. Besides, the cartridge solution makes it possible the use of advanced functions, such as Synchro Reclosing, embedded ATS and more.

When an internal module is used, the Ekip Cartridge cannot be used and vice versa.

It has to be highlighted that, for the XT7 and XT7 M sizes, the modules must be installed directly on the terminal box available on the upper part of the circuit breaker. The modules are the same of the Ekip Cartridge. On the upper part of the circuit breaker it is possible to install one Ekip Supply plus maximum two additional modules.

Switchgear compartment

Display solutions

—
For the list of information available for each trip unit, see Chapter 3.

—
SACE Tmax XT circuit breakers equipped with Ekip Touch/Hi-Touch electronic trip units enable electrical measurements and diagnostic data to be displayed on the front of the switchgear.

Solution with Ekip Touch trip units display

The Ekip Touch electronic trip units are the ideal solution for supervision and control of the compartments inside a switchgear. In detail:

- their use is simple and intuitive thanks to an embedded front display with push buttons on XT2 and XT4 sizes and a high resolution color touch screen display on XT5, XT7 and XT7 M sizes
- they do not require an auxiliary power supply for safety; the Ekip Touch trip units are directly supplied by the current sensors integrated in the circuit breaker, thereby avoiding the use of external power supplies.

—
The Ekip Multimeter is a display unit to be installed on the front of the switchgear for SACE Tmax XT molded case circuit breakers equipped with Ekip Touch electronic trip units.

Solution with Ekip Multimeter Display on the front of the switchgear

This device displays information about the system available in the trip unit to which it is connected and enables the adjustment of the parameters and protection thresholds.

The main characteristics of the Ekip Multimeter unit are:

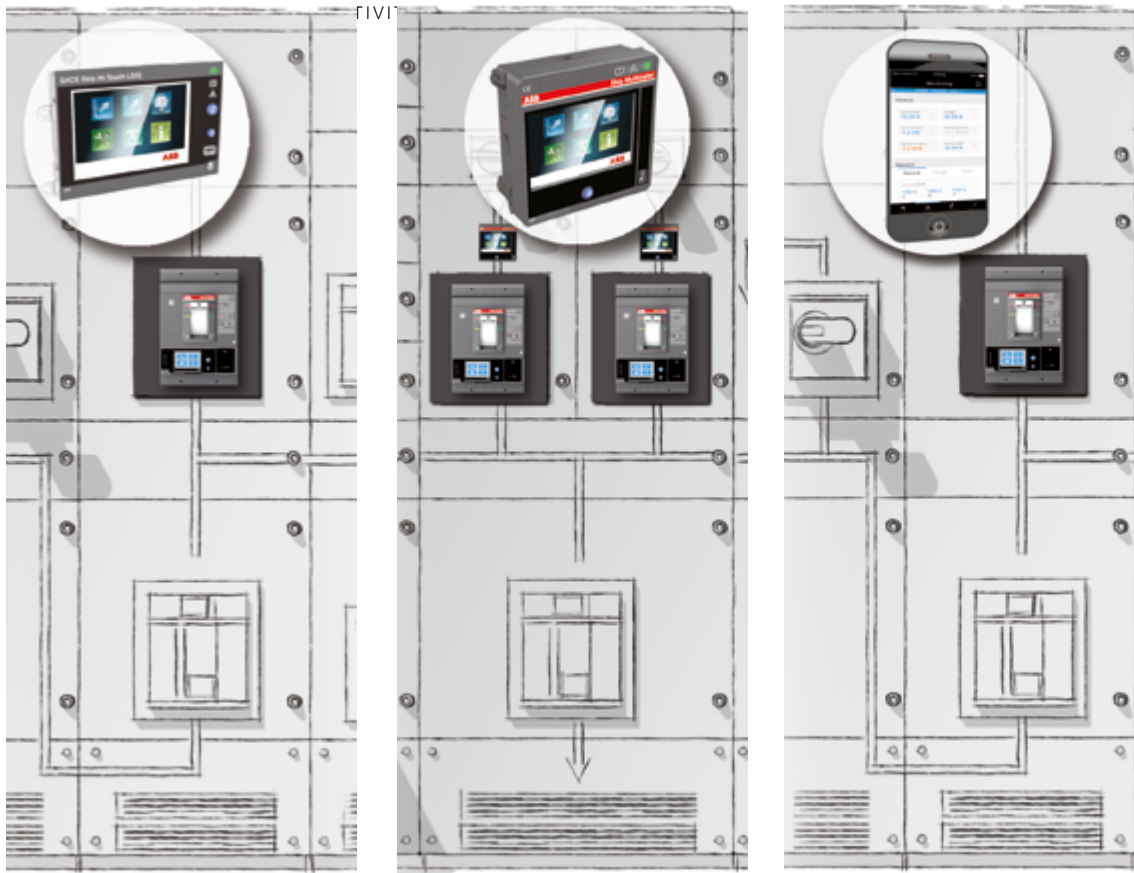
- **Graphical and functional uniformity with the Ekip Touch trip units:** the Ekip Multimeter uses the same display as the trip unit to which it is connected, ensuring perfect continuity between the graphic display and the menu items.
- **Reduced dimensions:** the Ekip Multimeter guarantees the precision of the trip unit to which it is connected and performs the function of a measuring instrument without requiring the installation of external current and voltage transformers.
- **Flexible installation:** the Ekip Multimeter can be installed at a distance from the trip unit, enabling access to information from the most convenient point.
- **Simultaneous reading of the various electrical values:** the advanced connection system used allows several Ekip Multimeter devices to be connected to the same protection trip unit.

—
Embedded Bluetooth for a quick and wireless connection to your smartphone.

Solution with a smartphone connected via Bluetooth to the trip unit thanks to EPiC

Via the Ekip Connect App, it is possible to:

- check and modify the protection functions settings
- read the measurements available on the trip unit
- buy the functions to upgrade the trip unit from the ABB Ability Marketplace™ and enable them directly on the trip unit
- download and share test reports of the trip unit.



- 01 Ekip Touch
- 02 Ekip Multimeter
- 03 EPiC

Ekip Touch trip unit	Integrated display	Ekip Multimeter	Smartphone with EPiC
Measurement functions			
Currents	●	●	●
Voltages	○	○	○
Powers	○	○	○
Energies	○	○	○
Harmonics	○	○	○
Network analyzer	○	○	○
Adjustment functions			
Setting of thresholds	●	●	●
Setting second set thresholds	○	○	○
Resetting of alarms	●	●	●
Upgrade of the trip unit functions			
Purchase of functions			●
Installation of function			●
Diagnostics			
Protection function alarms	●	●	●
Device alarms	●	●	●
Protection unit tripping details	●	●	●
Events log	●	●	●
Protection unit tripping log	●	●	●
Maintenance			
Number of operations	●	●	●
Number of trips	●	●	●
Contact wear	●	●	●
Other data			
Status of circuit breaker	●	●	●
Local/remote mode	●	●	●

● Default available
 ○ Available depending on the trip unit

Electrical switchgear

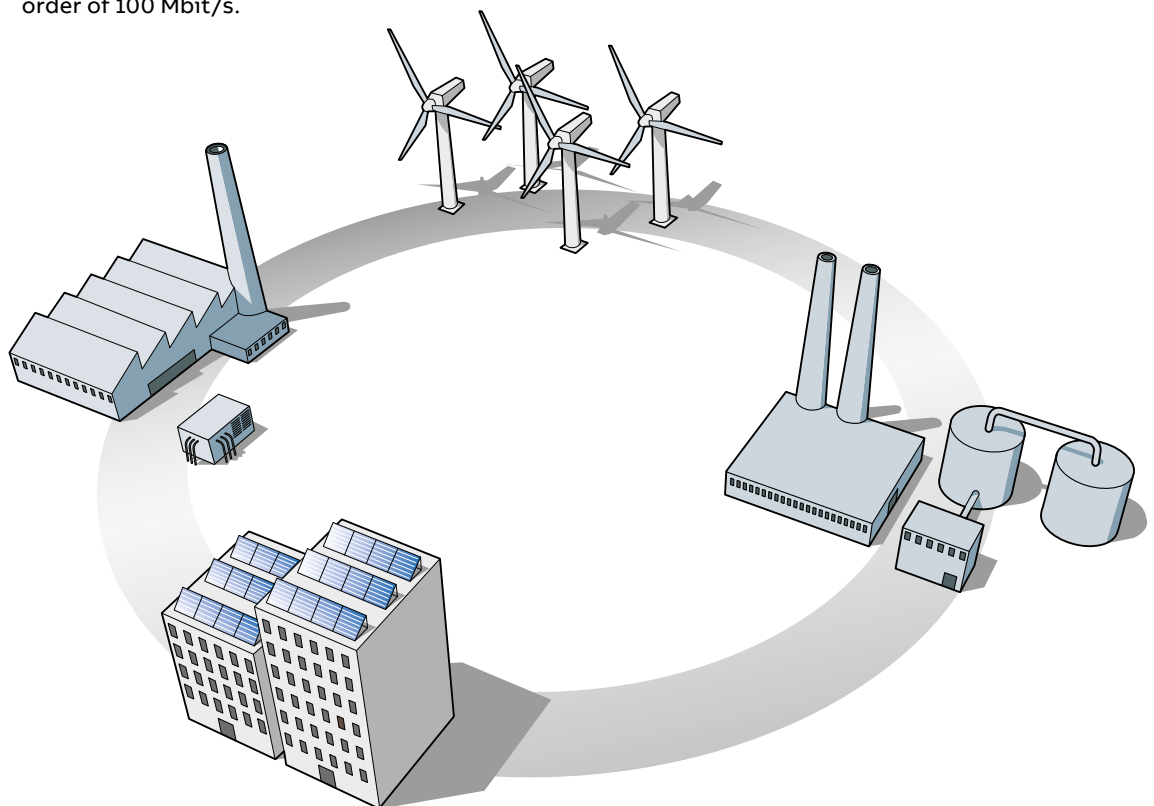
Remote communication

The integration of low-voltage devices in communication networks is required, in particular for: automated industrial processes, industrial and petrochemical sites, modern data centers and intelligent electricity networks, better known as smart grids.

Ekip Com Modules

Thanks to the wide range of communication protocols supported, SACE Tmax XT circuit breakers equipped with Ekip Touch/Hi-Touch electronic trip units can be integrated into communication networks without the need for external interface devices. The distinctive characteristics of the SACE Tmax XT circuit breakers offering for industrial communication are:

- A wide range of protocols are supported; the Ekip Com communication modules enable integration with the most common communication protocols based on RS485 serial lines and the most modern communication systems based on EtherNet™ infrastructures, which guarantee an exchange of data in the order of 100 Mbit/s.
- Installation times reduced to a minimum due to the plug & play technology of the communication modules, which are connected directly to the circuit breaker terminal box for XT7 and XT7 M and to the Ekip Cartridge with XT2, XT4 and XT5.
- Installation space reduced thanks to the ability to install the communication modules directly inside the circuit breaker for XT2, XT4 and XT5.
- Redundancy of communication for greater reliability of the system; the circuit breaker can be equipped with two communication modules at the same time, allowing the information on the buses to be exchanged simultaneously.
- Ready for the smart grid; the Ekip Com 61850 module is the solution for integrating SACE Tmax XT circuit breakers into the automated systems of electrical substations based on the IEC 61850 Standard without the need for complex external devices.
- Complete supervision of Modbus RTU or Modbus TCP/IP networks via the software for PC Ekip View.



Electronic trip unit	Supervision of the electrical installation
Solution	Ekip Touch/Hi-Touch trip units
	Ekip Touch/Hi-Touch trip units + Ekip com modules
Protocols supported:	
Modbus RTU	Ekip com Modbus RTU
Profibus-DP	Ekip com Profibus
DeviceNet™	Ekip com DeviceNet™
Modbus TCP/IP	Ekip com Modbus TCP
Profinet	Ekip com Profinet
EtherNet/IP™	Ekip com EtherNet™
IEC61850	Ekip com IEC61850
Hub	Ekip com E-Hub
Control functions	
Circuit breakers opening and closing ¹⁾	●
Measurement functions	
Current	●
Voltage	○
Power	○
Energy	○
Harmonics	○
Network analyzer	○
Data logger	○
Adjustment functions	
Setting thresholds	●
Resetting of alarms	●
Diagnostics	
Protection function alarms	●
Device alarms	●
Protection unit tripping details	●
Events log	●
Protection unit tripping log	●
Maintenance	
Number of operations	●
Number of trips	●
Contact wear	●
Other data	
Status of circuit breaker	●
Local/remote mode	●

1) Circuit breakers equipped with MOE-E for the XT2-XT4-XT5 or the Ekip Com Actuator module, or electrical accessories, opening and closing coils and spring charging motor in the case of the XT7-XT7 M. For details, ask ABB.

● Default available ○ Available depending on the trip unit

Ekip E-Hub

This is a DIN-rail mounted communication module for cloud-connectivity. The Ekip E-Hub can collect data throughout the system from air circuit breakers to molded case circuit breakers, multimeters, miniature circuit breakers.

Moreover, it is possible to connect sensors for environmental parameters (temperature, water, gas) via both analog and digital I/O. Modules for Wi-Fi or GPRS connection are provided as optional features.

Electrical system

Software applications

ABB SACE offers software applications that allow the potential of the Ekip electronic trip units to be fully utilized in terms of the management of power, acquisition and analysis of the electrical values, and testing of the protection, maintenance in addition to carrying out diagnostic functions.

Overview of the software

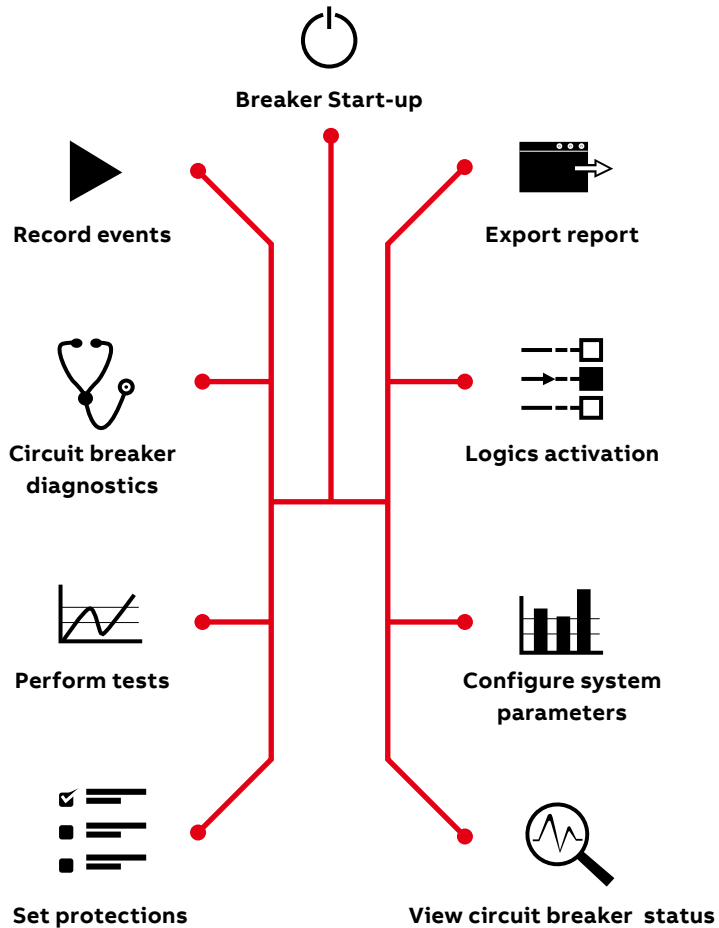
An overview of the software available and the main characteristics are given below:

Software	Functions	Distinctive characteristics
Ekip Connect	<ul style="list-style-type: none"> - commissioning of circuit breakers - fault analysis - communication bus testing 	<ul style="list-style-type: none"> - simple and intuitive use - integrated with DOC electrical design software - useable via EtherNet™ - automatic updating from the Internet - off-line mode - multi-media (smart phone, tablet or PC)
Ekip View	<ul style="list-style-type: none"> - supervision and control of communication networks - analysis of electrical value trends - condition monitoring 	<ul style="list-style-type: none"> - engineering free - analysis of past trends - customizable reports - access via Internet to the installation - possibility of integrating third party devices
ABB Ability™ Electrical Distribution Control System	<ul style="list-style-type: none"> - monitoring of plants - optimization of the plant - control center 	<ul style="list-style-type: none"> - alerts notification via mail - automatic report for energy efficiency - asset management

Ekip Connect

Ekip Connect is the ABB programming and commissioning software tool that allows the user to unlock the full potential of circuit breakers, improving the efficiency of the electrical plant. Because a circuit breaker is an essential part of any electrical system, its day to day processes should be safe and uninterrupted. It is vital that the circuit breaker can be installed and used simply and free from errors. From commissioning to implementation, through monitoring, testing and analysis, Ekip Connect is the perfect tool for guiding the user in the management of ABB circuit breakers throughout the entire product life cycle.

Ekip Connect is the ABB commissioning and programming software that allows the potential of Ekip electronic trip units to be fully realized. Using Ekip Connect, the user can manage power, acquire and analyze electrical values and test protection, maintenance and diagnostic functions. Just as SACE EMAX 2 did before, SACE Tmax XT has evolved into a true power manager that has simplified the electrical plant, and the Ekip Connect software has become the user’s key to accessing the full capabilities of the breakers.



Electrical system

Ekip Connect

—
Panel builders
- 50% commissioning
time

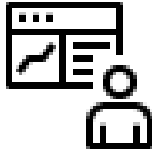


Ease of use

Imagine you are a panel builder and you have to commission a circuit breaker and you need to save time. Using Ekip Connect it is possible to cut commissioning time up to 50%. Providing a stress-free interaction with the device complexity, Ekip Connect easy-to-use software has all the answers.

Ekip Connect's simple and intuitive interface means that, from the very start, it is possible to easily navigate the tool and access every circuit breaker operation. At a glance, the user can see all the required information, providing the ability to quickly and effectively assess any situation.

—
Facility managers
100% full exploitation
of the device



Full exploitation

Imagine you are a facility manager and you need to perform fast and precise diagnosis in order to keep everything under control and avoid failures. Using Ekip Connect you can exploit the full capabilities of your device and thanks to the customizable dashboard you can organize the functions displayed, just the way you want it. It is possible to manage all the circuit breaker settings and specifications directly with Ekip Connect, making it the perfect instrument for exploring and using the breaker.

Diagnostics are easy too: it is possible to consult and download the log of events, alarms and unit trips, thereby facilitating the identification and understanding of any anomalies.

This software is able to manage all ABB low-voltage circuit breakers equipped with an electronic trip unit, providing full integration of air and molded case circuit breakers.

—
Consultants/system
integrators
Complex logics at your
fingertips



Product enhancement

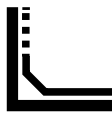
Imagine you are a consultant or a system integrator and you want to implement advanced features while avoiding the risk of errors. Using Ekip Connect it is possible to implement complex logics with a few clicks of your mouse.

Adding, setting and managing advanced functions has never been so easy.

Automatic transfer switch logics, load shedding, advanced protection and demand management can be managed and easily set via the Ekip Connect software.

Expand the software features by purchasing and downloading software packages for advanced functions directly using Ekip Connect.

Accessing the full potential of the circuit breaker is finally possible. Thanks to Ekip Connect software, you can achieve complete utilization of the breaker and more with just a few clicks of your mouse.



Configuration

- Set protections
- Configure system and communication parameters
- Breaker start-up



Monitoring & analysis

- View circuit breaker status and measurements
- Read events list
- Circuit breaker diagnostics



Product implementation

- Set advanced protections
- Logics activation
- Enable advanced functions

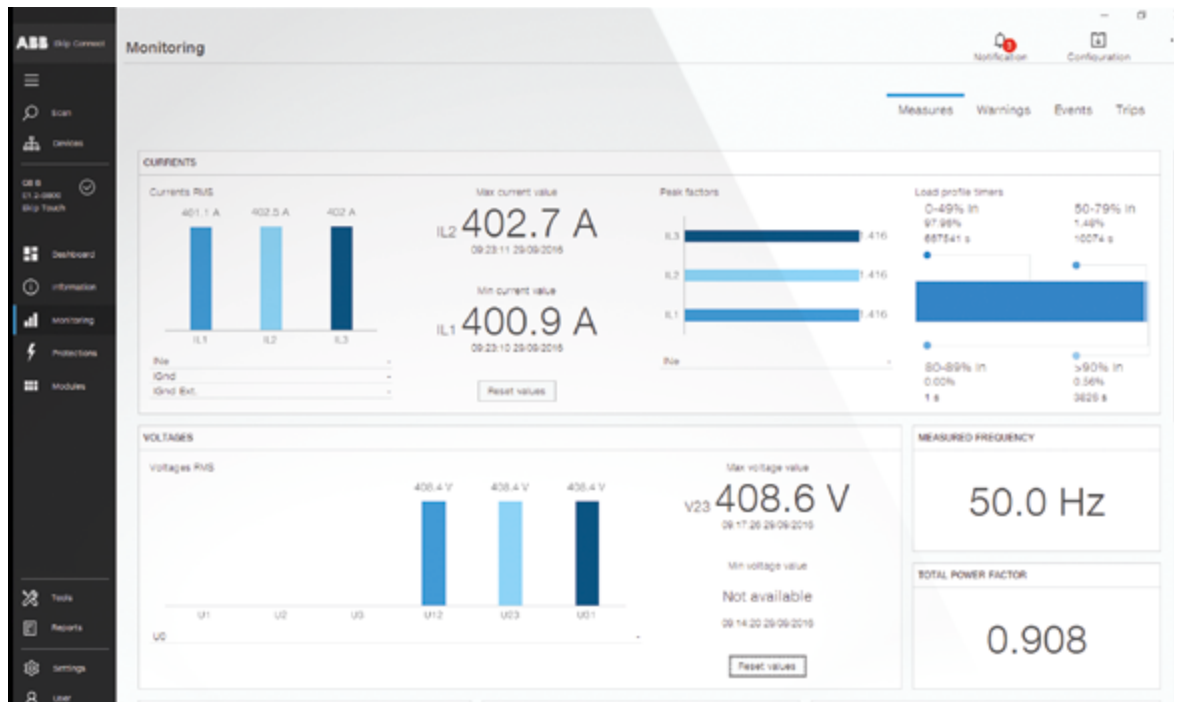
Test



Testing & reporting

- Check correct functionality
- Perform tests
- Export report

Ekip Connect is available for free download at <http://www.abb.com/abblibrary/DownloadCenter/>



EPiC

With Bluetooth embedded into the trip units it possible to connect rapidly to the EPiC app. Buy additional protection functions or measures, register the product and configure your device. EPiC helps the customer during the commissioning of the system; all system parameters and protection thresholds can be set rapidly in the Ekip Touch trip units thanks to the easy and intuitive navigation pages of the app.

Electrical system

Ekip View

Ekip View is the software for supervising all the devices connected to a communication network that uses the Modbus RTU or Modbus TCP protocol.

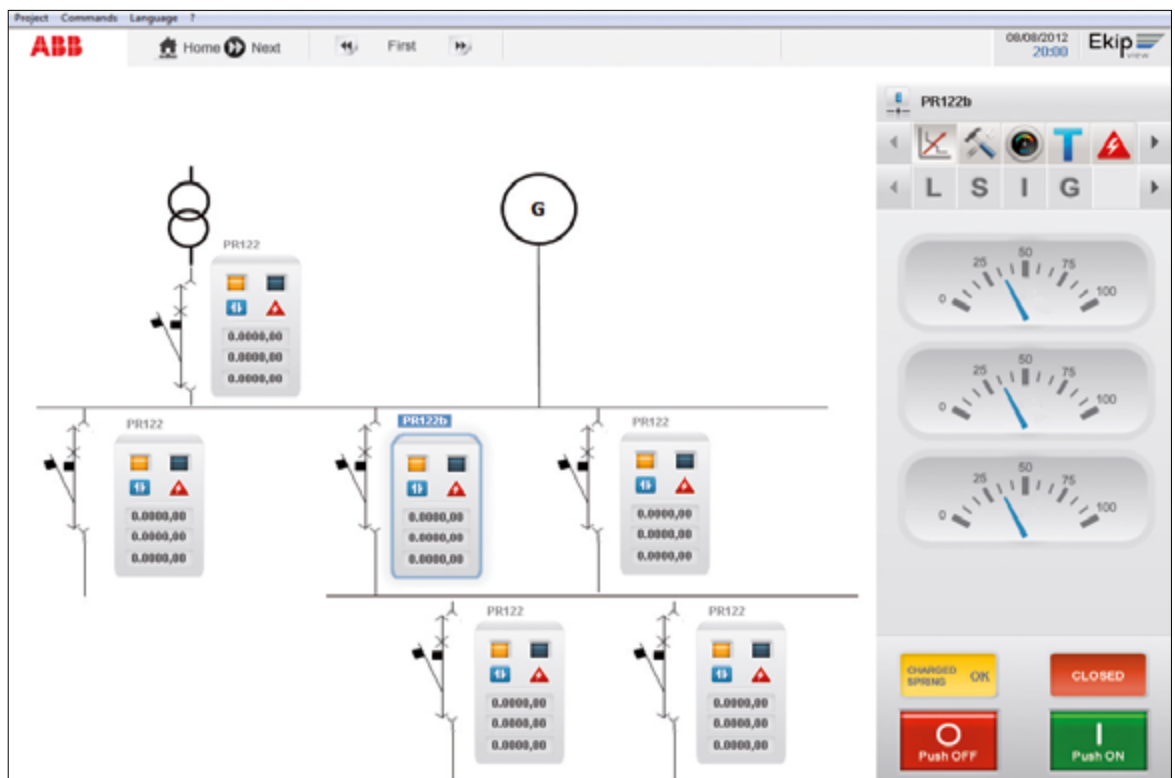
Ekip View is the ideal tool for all the applications that require:

- remote control of the system,
- monitoring of power consumption,
- fault detection of the system,
- allocation of energy consumption to the different processes and departments,
- preventative maintenance planning.

The main characteristics of Ekip View are:

- **Free and ready to use** engineering software to guide the user in the recognition and configuration of the protection units without the need for any system engineering supervision.

- **Dynamic mimic panel:** after automatic scanning of the network, for each of the devices found, Ekip View proposes a dynamic symbol that summarizes the most important information (status, electrical measurements, alarms). The extensive library of electrical symbols enables the entire electrical system to be represented in detail.
- **Analysis of trends:** the instantaneous and past trends of currents, powers and power factors are represented graphically and can be exported into Microsoft Excel for detailed analysis.
- **Reports:** advanced reports can be created regarding system and communication network diagnostics. Using the Alarm Dispatcher option, the user can receive the most important notifications via text message.
- **Web access:** to the installation, thanks to Ekip View's Web Server function.



Ekip View Software		
Communication characteristics		
Protocol Supported	Modbus RTU	Modbus TCP
Physical layer	RS 485	EtherNet™
Maximum data exchange rate	19200 bps	100 Mbps
Operating system	Windows XP, Windows 7, Windows Vista	
Devices supported		
Tmax XT and Emax 2 trip units	Ekip com Modbus RS485	Ekip com Modbus TCP
Third party devices	optional ¹⁾	optional ¹⁾
Licenses available	- up to 30 ²⁾ controllable devices	- up to 30 ²⁾ controllable devices
	- up to 60 ²⁾ controllable devices	- up to 60 ²⁾ controllable devices
	- unlimited number ³⁾ of controllable devices	- unlimited number ³⁾ of controllable devices
Supervision and control functions		
Opening and closing of circuit breakers ⁴⁾	●	●
Electrical value trends	●	●
Log of electrical value trends	●	●
Dynamic installation mimic panel	●	●
Automatic scanning	●	●
Centralized time synchronization	●	●
Web server function ⁶⁾	● ⁵⁾	● ⁵⁾
Measurement functions		
Current	●	●
Voltage	●	●
Power	●	●
Energy	●	●
Harmonics	●	●
Network analyzer	●	●
Data logger	●	●
Adjustment functions		
Setting thresholds	●	●
Resetting of alarms	●	●
Diagnostics		
Protection function alarms	●	●
Device alarms	●	●
Communication system alarms	●	●
Protection unit tripping details	●	●
Events log	●	●
Protection unit tripping log	●	●
Generation of reports	●	●
Maintenance		
Number of operations	●	●
Number of trips	●	●
Contact wear	●	●
Other data		
Status of circuit breaker	●	●
Local/remote mode	●	●

1) Contact ABB to integrate other devices in the Ekip View software

2) Can be increased

3) Within the physical limit of the protocol used

4) Circuit breakers are equipped with MOE-E for the XT2-XT4-XT5 or Ekip Com Actuator module, electrical accessories, opening and closing coils and spring charging motor in the case of XT7-XT7 M

5) Two client web accesses included in the license

6) According to the values supported by the trip units

Software and web application

The ABB Ability™ Electrical Distribution Control System is the innovative cloud-computing platform designed to monitor, optimize and control the electrical system.

Part of the ABB Ability™ offering, ABB Ability™ Electrical Distribution Control System, is built on a state-of-the-art cloud architecture for data collection, processing and storage. This cloud architecture has been developed together with Microsoft to enhance performance and guarantee the highest reliability and security. Through a compelling web app interface, ABB Ability™ Electrical Distribution Control System assists the user anytime and anywhere via smartphone, tablet or personal computer making the following operations possible:

- **Monitoring**
Discover plant performance, supervise the electrical system and allocate costs.
- **Optimization**
Schedule and analyze automatic reports, improve the use of assets and make the right business decisions.

- **Control**

Set up alerts, notify key personnel, and remotely implement an effective power management strategy to achieve energy savings in a simple way.

ABB Ability™ Electrical Distribution Control System also provides access to multi-site level monitoring and compares the performances of different facilities simultaneously. In addition, it allows profiling of the users' experience according to the level of access they require. According to the customer needs and application, users can choose between two configurations to connect their system to the ABB Ability™ Electrical Distribution Control System: embedded or external.

The first configuration is the innovative Ekip Com Hub (a cartridge-type module) which needs to be installed on the Tmax XT circuit breaker.

The second, the Ekip E-Hub module, must be mounted on the DIN-rail.

Solution with Ekip Com Hub

A SACE Tmax XT device equipped with the new Ekip Com Hub establishes the cloud connection for the whole switchboard.

This dedicated cartridge type communication module just needs to be inserted into the terminal box and connected to the Internet. For the XT2, XT4 and XT5 sizes, it is available also as an internal module in case of limited space.





An external solution with Ekip E-Hub

The Ekip E-Hub module can be mounted on a DIN-rail to collect data throughout the system. Moreover, it is possible to connect sensors for environmental parameters (temperature, water, gas) via both analog and digital I/O.

Modules for Wi-Fi or GPRS connection are provided as optional features.

For any further information please visit our website : <http://new.abb.com/low-voltage/launches/abb-ability-edcs>.



Accessories for Ekip Touch/Hi-Touch trip units

Connectivity

Tmax XT circuit breakers can be integrated perfectly into all automation and energy management systems to improve productivity and energy consumption and to carry out remote service.

They can be equipped with communication units available for use with Modbus, Profibus, and DeviceNet™ protocols as well as with the modern Modbus TCP, Profinet and EtherNet/IP™ protocols. Furthermore, the integrated IEC 61850 communication module enables connection to automation systems widely used in medium voltage power distribution to create intelligent networks (Smart Grids). The modules are available in both solutions, internally and externally mounted. The internal modules are installed directly inside the circuit breaker and the external modules can be easily installed directly on the terminal box or in the Ekip cartridge, even at a later date. Accurate measurements of current, voltage, power and energy are all available by means of the communication modules.

The trip units themselves can be used as multimeters that display the measurements available, or the Ekip Multimeter can be connected on the front of the switchgear without the need for external instruments. In addition, information on the plant and circuit breaker can be made available throughout the cloud via ABB Ability™ Electrical Distribution Control System.

Internal modules

Available with several different communication protocols, the Ekip Com internal module is installed directly inside the circuit breaker. It allows the circuit breaker to be integrated in a communication network for supervision and control. Ekip Com internal modules can be used for the XT2-XT4 and XT5.

They can be connected to the trip unit when Ekip Touch is used. In other cases (for the Ekip Dip, thermal-magnetic trip unit, or switch-disconnector), the Modbus RTU and TCP, available in the STA version (Stand-Alone), can be still installed inside the circuit breaker to provide information on the status of the circuit breaker and remote control (adding the motor operator).



—
XT5 Ekip Com TCP
internal module

Protocols	Ekip Touch/Hi-Touch	Ekip Dip, Thermal-magnetic unit, Switch Disconnector
Modbus RTU	■	■
Modbus TCP/IP	■	■
Profinet	■	-
EtherNet / IP	■	-
IEC61850	■	-



Communication module

External modules

These Ekip Com modules, as well as the internal modules, allow integration in any communication network. They can be used on the XT2, XT4 and XT5 with an Ekip Touch/Hi-Touch trip unit by using the Ekip Cartridge. On the XT7 and XT7 M with an Ekip Touch/Hi-Touch trip unit, they can be mounted directly on the terminal box. Several modules can be used simultaneously enabling systems with different protocols, but also, in case of high reliability requirements, Ekip Com R modules can be installed to guarantee system redundancy. The Modbus RTU, Profibus-DP and DeviceNet™ modules contain a terminating resistor and two dip switches for optional activation to terminate the serial network or bus. The Profibus-DP module also contains a polarization resistor and two dip switches for its activation. When used on the XT7 and XT7 M, communication can be maintained with withdrawable circuit breakers, even while they remain in the racked-out position, by using Ekip AUP auxiliary position contacts and Ekip RTC ready to close circuit breaker contacts.

Protocols	Ekip Touch/Hi-Touch
Modbus RTU	■
Modbus TCP	■
Profibus-DP	■
Profinet	■
Ethernet / IP	■
DeviceNet	■
IEC 61850	■

Ekip Cartridge



Ekip Cartridge

The external device connected directly to the Ekip Touch trip unit of XT2, XT4 and XT5 allows most of the connectivity modules to be used including: the Ekip Supply, Ekip Com, Ekip Link, Ekip Signaling 2K and Ekip Synchro check. It is always necessary to install the Ekip Supply module. The Ekip Cartridge is available in two different versions: with 2 slots (1 Ekip Supply + 1 module) or with 4 slots (1 Ekip Supply + 3 modules). If needed, when circuit breakers in the withdrawable version are used, it is possible to connect the position AUP contacts to the related pins of the cartridge to avoid failure messages on the communication channel. The cartridge can be installed on a DIN-rail everywhere in the panel. The cable that connects the trip unit with the Ekip Cartridge is 1m long.

Ekip Power Supply



Ekip Power Supply

The Ekip Supply module supplies all Ekip trip units and modules present on the Ekip Cartridge or terminal box of the circuit breaker with several auxiliary power sources (in AC or DC) available in the switchgear. The module permits the installation of the other advanced modules. It can be field installed at any time. Two versions are available according to the control voltage:

- Ekip Supply 110-240V AC/DC
- Ekip Supply 24-48V DC

Accessories for Ekip Touch/Hi-Touch trip units



Ekip Link

Ekip Link

The Ekip Link module enables the Tmax XT circuit breaker to be connected to an ABB communication system for locally supervising switchgear and to act as a power controller. It is available in both inside-breaker and external cartridge versions. It is available as:

- an inside-breaker version for XT2, XT4, and XT5 sizes
- a cartridge and terminal box mounted version for XT2, XT4, XT5, XT7 and XT7 M sizes.

In this way, it is possible to have both local supervision of the control panel and supervision of the system through the Ekip Com modules connected to the communication network. The Ekip Link modules are supplied including the Ekip AUP auxiliary position contacts and the Ekip RTC ready to close circuit breaker contacts.



Ekip Com Hub

Ekip Com Hub

The Ekip Com Hub is the new communication module for cloud-connectivity. A circuit breaker equipped with Ekip Com Hub can establish a connection with an ABB Ability™ Electrical Distribution Control System for the low-voltage power distribution panel.

This dedicated module is available in two versions: the inside-breaker (for XT2, XT4 and XT5 sizes) and the cartridge/ terminal box mounted versions (for XT2, XT4, XT5, XT7 and XT7 M sizes), even when other modules are present.

For further information related to the ABB Ability™ Electrical Distribution Control System, please visit the dedicated website at <http://new.abb.com/low-voltage/launches/ekip-smartvision>.



Ekip Com Actuator

Ekip Com Actuator

The Ekip Com Actuator module enables the XT7 M circuit breakers to be opened and closed remotely. The Ekip com Actuator is optional and can be ordered for all Ekip Touch/Hi-Touch trip units equipped with Ekip Com or Ekip Link modules. The Ekip Com Actuator is installed on the front of the circuit breaker in the right-hand accessories area.

Signaling

Ekip 1K Signalling

The Ekip 1K Signalling module, available for the XT5, supplies one input contact and one output contact for control and remote signaling. It can be programmed from the trip unit display or through the Ekip Connect software and app. Furthermore, when using Ekip Connect, combinations of events can be freely configured. The Ekip 1K Signalling device is installed inside the circuit breaker in the housing provided on the left down side of the circuit breaker and it can be used when an Ekip Touch/Hi-Touch trip unit is present.



Ekip Signalling 1K



Ekip 2K Signalling modules

Ekip 2K Signalling modules

The Ekip 2K Signalling modules supply two input and two output contacts for control and remote signaling of alarms and circuit breaker trips. They can be programmed from the trip unit display or via the Ekip Connect software and app. Furthermore, when using Ekip Connect, combinations of events can be freely configured. Three versions of the Ekip 2K Signalling modules are available: Ekip 2K 1, Ekip 2K-2, and Ekip 2K-3.

In this way, a maximum of three modules for XT2, XT4, XT5, XT7 and XT7 M can be installed at the same time into an Ekip Cartridge (for XT2, XT4 and XT5 sizes) or into the terminal box (for XT7 and XT7 M sizes).



Ekip 10K Signalling unit

Ekip 10K Signalling unit

The Ekip 10K Signalling unit is an external device designed for DIN-rail installation. The unit provides ten contacts for electrical signaling of timing and tripping of protection devices. If connected via the Ekip Connect software, the contacts can be freely configured in association with any event and alarm or combination of both. Several Ekip 10K Signalling units (max 4) can be used at the same time on the same Ekip trip unit. The Ekip 10K Signalling module can be powered either by direct or alternating current and can be connected to all the trip units via internal bus or Ekip Link modules.

Output contacts characteristics		Number of contacts	
Type	Monostable	Ekip 1K	Ekip 2K
Maximum switching voltage	150V DC / 250V AC		
Maximum switching current			
30V DC	2A	1 output + 1 input	2 output + 2 input
50V DC	0.8A		
150V DC	0.2A		
250V AC	4A		
Contact/coil insulation	1000 Vrms (1min @50Hz)		

Ekip 10K Signalling unit power supply

Auxiliary supply	24-48V DC, 110-240V AC/DC
Voltage range	21.5-53V DC, 105-265V AC/DC
Rated power	10VA/W
Inrush current	1A for 10ms

Signaling contacts for the XT7 and XT7 M Ekip trip units

With XT7 and XT7 M circuit breakers, the Ekip trip units can acquire the status of the circuit breaker ready to close (RTC) and racked-in, test, or racked-out position through the optional Ekip RTC and Ekip AUP signaling contacts. These contacts, housed in the accessories area of the circuit breakers, are available with the Ekip Dip and Ekip Touch/Hi-Touch.



Signaling contacts for Ekip trip units

Accessories for Ekip Touch/Hi-Touch trip units

Protection

Ekip Synchrocheck

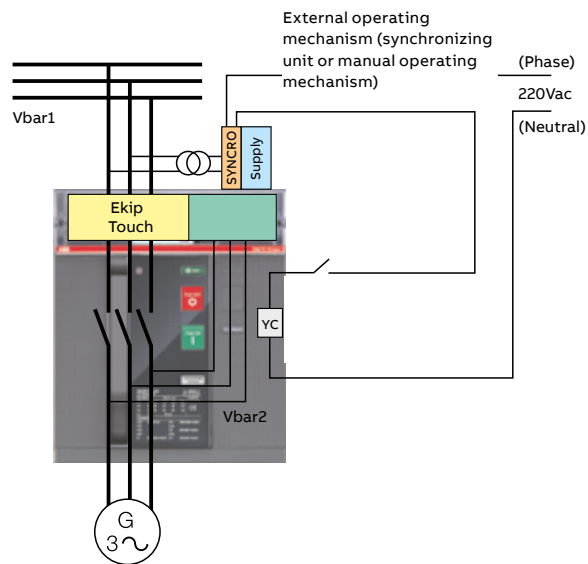
This module enables the control of the synchronism condition when placing two lines in parallel. The module can be used with the Ekip Touch/Hi-Touch trip units. Ekip Synchrocheck measures the voltages from two phases of one line through an external transformer and compares them to the voltage values measured at the circuit breaker. An output contact is available, which is activated upon synchronism, and enables the circuit breaker to be closed by means of wiring with the closing coil.

The Ekip Synchrocheck can be installed in the Ekip Cartridge (for XT2, XT4 and XT5) and in the terminal box (for XT7 and XT7 M).



Ekip Synchrocheck

Output contacts characteristics		Number of contacts
Type	Monostable	Ekip Synchrocheck
Maximum switching voltage	150V DC / 250V AC	
Maximum switching current		
30V DC	2A	1
50V DC	0.8A	output
150V DC	0.2A	
250V AC	4A	
Contact/coil insulation	1000 Vrms (1min @50Hz)	





Ekip CI

Ekip CI

This module is an accessory for the Ekip M Touch LRIU trip unit and is needed when the circuit breaker and the contactor must work in conjunction with each other. In this way the higher number of operations of the contactor are used instead of the circuit breaker. When the trip unit is set in Normal mode (default mode) by means of the Ekip CI module the contactor is activated in one of the protection trips (excluding I and G protections); if the Heavy mode is set, the trip unit directly opens the circuit breaker. The auto-reset function allows the actuation status of the Ekip CI to reset automatically after the contactor has tripped owing to the L function, once an adjustable time from 1 to 1000s has elapsed. Auto-reset can occur only in Normal mode. The BACK UP function is available and deals with situations whereby an opening command transmitted to the contactor via module Ekip CI has not been successful. In this case, the Ekip M Touch LRIU trip unit sends an opening command to the circuit breaker after waiting a set time Tx. The actuation time of the contactor given by the manufacturer must be considered when the Tx time delay setting is entered. The function is active with an auxiliary supply.



Rating Plug

Rating Plug

The rating plugs are field interchangeable from the front on all the trip units and the protection thresholds can be adjusted according to the actual rated current of the system. This function is particularly advantageous in installations that may require future expansion or when the power supplied needs to be limited temporarily (e.g. mobile Gen Set). For the XT7 and XT7 M special rating plugs are also available for residual current protection against ground faults combined with a suitable external toroid. For the XT5, the following rating plugs are available for the two versions of Ekip Touch (400A and 600A). On the Ekip Touch 400 it is not possible to install the 500A and 600A rating plugs.

Nominal Value of the Rating Plug	Ekip Touch/Hi-Touch 400A	Ekip Touch/Hi-Touch 600A
250A	■	■
300A	■	■
400A	■	■
500A	-	■
600A	-	■

■ compatible - not compatible

For XT7 and XT7 M the following rating plugs are available

Ekip Dip LS/I, Ekip Dip LIG, Ekip M Dip I, Ekip G Dip LS/I	
Nominal Value	Standard Rating Plug
600A	■
800A	■
1000A	■
1200A	■

■ compatible

Ekip Dip LSI, Ekip Dip LSIG, Ekip Touch all	
Nominal Value	Standard Rating Plug
600A	■
800A	■
1000A	■
1200A	■

■ compatible

Accessories for Ekip Touch/Hi-Touch trip units

Cables and connectors

XT2-XT4 default supply with Ekip Touch/Hi-Touch trip units

The following items are always provided with the Ekip Touch/Hi-Touch trip units:

- A 24V DC supply / internal bus cable: that supplies the trip unit and connects the Ekip Cartridge and the Ekip Multimeter.
- A side connector to connect the trip unit to the 24V DC/internal bus cable, selectivity cable, and the external neutral cable.

XT5 default supply with Ekip Touch/Hi-Touch trip units

The following items are always provided with the Ekip Touch/Hi-Touch trip units:

- A 24V DC supply / internal bus cable that supplies the trip unit, connect the Ekip Cartridge and the Ekip Multimeter.

When a circuit breaker with the withdrawable version of the trip unit is required, the following accessories can be used:

- XT2-XT4 connection kit 24V/internal bus/external neutral/zone selectivity
- XT5 connection kit 24V/internal bus (mandatory with the withdrawable version)

Zone Selectivity

To use the zone selectivity function for G and S protections, it's needed to order the zone selectivity cable.

External neutral sensors



—
Current sensor for neutral conductor outside the circuit breaker

Ekip Dip

The external neutral current sensor (to protect the neutral conductor) is available for 3-pole circuit breakers equipped with Ekip Dip LIG, Ekip Dip LSI, and Ekip Dip LSIG electronic trip units.

Ekip Touch/Hi-Touch

With this trip unit it is possible to use both current and voltage sensors (to measure or protect the neutral conductor). The current sensor is available only for 3-pole circuit breakers.

For the XT7 and XT7 M the current sensor is connected through the terminal box; moreover the voltage connection can also be added to the terminal box area by just connecting a cable to the right connection point. For the XT2, XT4 and XT5 it possible to select one of the following solutions:

- a kit for external neutral voltage connections, to only measure the voltage
- a current sensor (CS) for external neutral, to only measure the current
- current sensor + voltage (CS+V) for external neutral, to measure both current and voltage.

The sensors are available with the following nominal currents:

Circuit breaker	In	Ekip Dip				Ekip Touch/Hi-Touch
		LIG	LSI	LSIG	G-LS/I	
XT2	10	■	■	■	-	-
	25	■	■	■	-	-
	40	-	-	-	-	■
	60	■	■	■	-	■
	100	■	■	■	-	■
	125	■	■	■	-	■
XT4	40	■	■	■	-	-
	60	■	■	■	-	-
	100	■	■	■	-	■
	150	■	■	■	-	■
	225	■	■	■	-	■
	250	■	■	■	-	■
XT5	250	■	■	■	■	■
	300	■	■	■	■	■
	400	■	■	■	■	■
	600	■	■	■	■	■
XT6	600	■	■	■	■	
	800	■	■	■	■	
XT7	600	■	■	■	■	■
	800	■	■	■	■	■
	1000	■	■	■	■	■
	1200	■	■	■	■	■



Homopolar toroid for the grounding conductor of the main power supply



Toroid for differential protection

Homopolar toroid for the grounding conductor of the main power supply

The Ekip Touch/Hi-Touch trip units can be used with an external toroid positioned, for example, on the conductor that connects the star center of the MV/LV transformer to ground (homopolar transformer): in this case, the ground protection is called Source Ground Return. Four sizes of the toroid are available: 100A, 250A, 400A, 800A. The homopolar toroid is an alternative to the toroid for differential protection. This is for the XT7 and XT7 M only.

Toroid for differential protection

Connected to the Ekip Touch/Hi-Touch trip units equipped with a rating plug for differential protection, this toroid enables ground fault currents of 3...30A to be monitored. This is an alternative to the homopolar toroid and should be installed on the busbar system. This is for the XT7 and XT7 M only.

Accessories for Ekip Touch/Hi-Touch trip units

Display and supervision



An Ekip Multimeter Display for the front of the switchgear.

Ekip Multimeter Display for the front of the switchgear

The Ekip Multimeter is a display unit which can be installed on the front of the switchgear for the Tmax XT circuit-breakers equipped with Ekip Touch/Hi-Touch trip units. The device is equipped with a large touch screen display and enables measurements to be displayed. If connected to trip units with a display, the Ekip Multimeter enables the adjustment of parameters and protection thresholds. Up to 4 Ekip Multimeter devices can be connected at the same time to the same Ekip protection trip unit to display currents, voltage, power and energy. The Ekip Multimeter can be connected to a single trip unit and can be powered either by direct current (24-48V DC or 110-240V DC) or alternating current (110-240V AC). It is equipped with a 24V DC output that supplies the trip unit to which it is connected.

Power supply	24-48V DC, 110-240V AC/DC
Tolerance	21.5-53V DC, 105-265V AC/DC
Rated Power	10VA/W
Inrush current	2A for 20ms

Accessories for electronic trip units

Testing and programming

Ekip TT testing and power supply unit

This unit is compatible with the Ekip Dip and Ekip Touch/Hi-Touch trip units and allows a trip unit to be supplied so that the last protection device tripped can be viewed directly on the display or identified as the corresponding LEDs light up. The Ekip TT is a device that verifies that the circuit breaker trip mechanism is functioning correctly (trip test). This device can be connected to the front test connector of any Ekip trip unit.



Ekip TT testing and power supply unit

Ekip T&P testing kit

The Ekip T&P is a kit that includes different components for programming and testing the electronic protection trip units.

The kit includes:

- The Ekip T&P unit;
- The Ekip TT unit;
- Adaptors for the Emax and Tmax trip units;
- A USB cable to connect the T&P unit to the Ekip trip units;
- An installation CD for the Ekip Connect and Ekip T&P interface software.

The Ekip T&P unit is easily connected from your PC (via USB) to the trip unit (via mini USB) with the cable provided. The Ekip T&P unit can perform simple manual or automatic tests of the trip unit functions. Additionally, the Ekip T&P provides the possibility to perform more advanced function testing that allows simulations of very critical applications: real conditions of a system can be accurately represented by considering additional harmonics and shifting of phases. It also generates a test report as well as monitor maintenance schedules.

Ekip Programming module

The Ekip Programming module is used for programming Ekip trip units via PC using the Ekip Connect software that can be downloaded online. The Ekip Programming module, which is connected to the PC via USB, can be useful for uploading/downloading entire sets of parameters for more circuit breakers both for set-up and maintenance.



Ekip Programming module

Accessories for XT2-XT4 Ekip trip units

Compatible with Ekip LSI and Ekip LSIIG trip units for the XT2 and XT4 sizes



Ekip Display

Ekip Display

The Ekip Display is a unit that can be applied on the front of the solid-state trip unit and shows the current values, alarms, and protection settings.

Main features:

- **Installation:** The Ekip Display can be easily installed on the front of the Ekip LSI and Ekip LSIIG electronic trip units. It is connected by means of the test connector on the front of the trip unit, and fixing is simple and reliable thanks to a specially designed mechanism. This mechanism also provides a practical way of fastening the accessories to the circuit breaker to prevent undesired access to the dip-switches. Installation can be carried out under any condition, even with the door closed and the electronic trip unit already on and functioning.
- **Functions:** The Ekip Display has four buttons for browsing through the menus. It functions in self-supply mode starting from a current of $I > 0.2 \times I_n$ circulating through at least one phase. Backlighting is activated in the presence of higher loads, thereby allowing better legibility of the visualized information. Rear lighting comes on in self-supply for a current of $I > 0.4 \times I_n$ and is always on when there is an electronic trip unit auxiliary power supply.

The Ekip Display:

- shows the current, voltage, power and energy values;
 - shows the settings of the protection functions in Amperes or in I_n ;
 - shows the protection that has caused the trip unit to trip and the fault current (only when there is 24V external voltage or the Ekip TT unit);
 - allows the trip thresholds of the trip unit to be programmed and the communication parameters to be set on the bus system.
- **Compatibility:** The Ekip Display can be fitted even when the front accessories, such as the motor or direct and transmitted rotary handles etc. are already installed. It is possible to use Ekip TT or Ekip T&P without removing the Ekip Display.



Ekip LED Meter

Ekip LED Meter

The Ekip LED Meter can be applied to the front of the electronic trip unit and displays the current values and alarms.

Main features:

- **Installation:** The Ekip LED Meter can be easily installed on the front of Ekip LSI and Ekip LSIIG electronic trip units. It is connected by means of the test connector on the front of the trip unit and fixing is simple and reliable thanks to a specially designed mechanism. This mechanism also provides a practical way of fastening the accessories to the circuit breaker to prevent undesired access to the dip-switches. The installation can be carried out under any condition, even with the door closed and the electronic trip unit already on and functioning;
- **Functions:** The Ekip LED Meter provides an accurate indication of the value of the current circulating in the trip unit by means of a scale of LED. Their different colors allow normal operation, pre-alarm and alarm states of the circuit breaker to be recognized at a glance. It is active in self-supply mode from a current of $I > 0.2 \times I_n$ circulating through at least one phase or when the auxiliary power is available for the electronic trip unit;
- **Compatibility:** The Ekip LED Meter can also be fitted when front accessories, such as the motor, direct and transmitted rotary handles etc. are already installed. It is possible to use the Ekip TT or Ekip T&P without removing the Ekip LED Meter. It is not possible to use the Ekip LED Meter with a withdrawable breaker version.

Accessories for XT2-XT4 Ekip trip units



Ekip Com

Ekip Com

The Ekip Com allows the MOE-E motor operator to be controlled, to determine the ON/OFF/TRIP state of the circuit breaker and to connect an electronic trip unit to a Modbus communication line. The Ekip Com is available in two versions: one version for the circuit breakers in the fixed/plug-in version and a version complete with a connector for the fixed moving parts for circuit breakers in the withdrawable version.

Main characteristics:

- **Installation:** The Ekip Com module is inserted in the right-hand slot of the circuit breaker and fixing is carried out without any need for screws or tools. Connection to the trip unit is done by using a special small cable which is fitted with a cable guide. The connection towards the Modbus line is made by means of the terminal box to which a 24V DC auxiliary power supply must also be connected, which activates both the module and the protection trip unit. The Ekip Com is supplied always together with the Ekip Display.
- **Functions:** The Ekip Com module can acquire the state of the circuit breaker remotely and, in combination with the MOE-E motor operator, allows the circuit breaker to be opened and closed. If combined with a trip unit fitted with a communication function (Ekip LSI or Ekip LSI^G), the Ekip Com module allows the trip unit to be connected to a Modbus network, offering the possibility of programming the protections and acquiring the measurements and alarms when it is connected to a control and/or supervision system. When it is connected to the HMI030 unit, it is possible to have this data locally on the front of the switchboard.

Accessories for XT2-XT4 Ekip trip units



HMI030 interface on the front of the switchboard

HMI030 interface on the front of the switchboard

The HMI030 is an interface on the front of the switchboard which is only usable with protection trip units fitted with the Ekip Com.

Main features:

- **Installation:** The HMI030 can be fitted into the hole in the door using an automatic click-in method. In situations where mechanical stress is particularly intense, it can also be installed by using the special clips supplied. It must be connected directly to the Ekip LSI and Ekip LSIG protection trip units with Ekip Com via the serial communication line. The HMI030 requires a 24V DC power supply.
- **Functions:** The HMI030 consists of a graphic display and four buttons for browsing through the menus. This accessory allows you to view:
 - the measurements taken by the trip unit to which it is connected;
 - the alarms/events of the trip unit.Thanks to its high level of accuracy, the device is a valid substitute for conventional instruments without any additional current transformer.
- **Communication:** The HMI030 is provided with two communication lines, to be used alternatively with:
 - Modbus
 - Local BusConnecting the Ekip LSI and Ekip LSIG to the Local Bus allows the Modbus line of the Ekip Com module to connect to a different communication network.

Energy Measurements

5/2 **Introduction**

5/4 **Class 1 accuracy**

Network Analyzer

5/5 Applications

5/7 The first step towards better power
quality: measurement

5/8 Operating principles

Introduction

The Tmax XT circuit breakers have been designed to manage all low voltage electrical installations with maximum efficiency: from industrial plants, naval applications, traditional and renewable power generation installations to buildings, shopping centers, data centers and communication networks.

Achieving maximum efficiency of an electrical installation in order to reduce consumption and waste requires intelligent management of power supplies and energy. For this reason, the new technologies used in the Tmax XT circuit breakers

with Ekip Touch trip units allow the productivity and reliability of any installation to be optimized, and at the same time, power consumption to be reduced while fully respecting the environment.



**Class 1 in power and energy measurements**

Before starting to take any action on electrical systems and to analyze the available data, top accuracy on measurements must be guaranteed. Thanks to the Ekip Touch trip units, the SACE Tmax XT range of circuit breakers guarantees extremely accurate measures, in compliance with the relevant IEC 61557-2 Standard.

Network Analyzer

The quality of the power supply is an important factor to consider in order to preserve the loads, to avoid equipment malfunctions, and to optimize energy consumption. The power quality of a power system is never a perfect sinusoidal waveform, distortions and harmonics are always present. Several parameters that cause reductions in power quality can be monitored and controlled thanks to the Network Analyzer embedded function. In this way, the use of expensive external devices can be avoided.

Class 1 accuracy

With the Ekip Touch/Hi-Touch trip units the embedded measurement functionalities allow the measurement of power and energy to a Class 1 degree of accuracy, as specified by the IEC 61557-12 Standard, avoiding the need of additional device, saving costs, space and installation time.

With the Ekip Touch/Hi-Touch trip units, measurements of power and energy to a IEC 61557-12 Standard compliant, Class 1 level of accuracy, are guaranteed by the embedded measurement functionalities. Thus, there is no need for additional devices, with consequent advantages in terms of cost savings, space reduction and installation time optimization.

When energy needs monitoring, even a minimal percentage of errors would result in a waste of money. Accuracy is everything and depends on the design and manufacturing quality of solution used. The Tmax XT with Ekip Touch trip units guarantee 1% accuracy for power and energy monitoring.



Thanks to the extremely accurate Rogowsky coil, ABB Ekip Touch/Hi-Touch trip units are able to guarantee Class 0.5 for voltage and current measurements and Class 1 for active power and energy measurements, complying with and certified by the IEC 61557-12 Standard (see Chapter 3 for more detailed information about the accuracy and the monitored parameters of the electrical system).

IEC 61557-12 can be applied to both AC and DC electrical networks up to 1000 V AC or 1500V DC.

Moreover, an upgrade of the device is always guaranteed to be quick and easy: the measurement functions not included in an installed trip unit can be downloaded directly from the ABB Ability Marketplace™ via Ekip Connect Mobile, thus allowing new system requirements to be met with ease. Measurement data can be displayed in several ways:

- On the embedded display on the trip unit
- On a smartphone via Bluetooth (Ekip Connect Mobile App)
- Using the Ekip Connect software on a PC
- On an Ekip Multimeter external display
- On a cloud-platform thanks to ABB Ability™ EDCS
- In the supervision system (ex SCADA) thanks to several communication protocols
- On the control panel display

Network Analyzer

Thanks to the Network Analyzer function available in all Ekip Touch/Hi-Touch trip units, the quality of energy based on harmonics, micro-interruptions or voltage dips is monitored without the need for dedicated instrumentation.

Thanks to Ekip Touch/Hi-Touch Network Analyzer, effective preventive and corrective actions can be implemented through accurate analysis of faults, thereby improving the efficiency of the system.

Applications

Electrical equipment is designed for optimum operation under constant and uniform voltage level, as close as possible to the rated value. In addition, industrial equipment, working on a three phase supply, requires the three phase voltage levels to be balanced. Power quality is a description of how well a power system complies with the above ideal conditions. Power quality issues can have negative consequences on the components and on the energy efficiency of the network. Thus, power quality monitoring is becoming more important in modern power systems, and will be a key part of the smart grid of the future. In particular, power quality evaluation includes the following aspects:

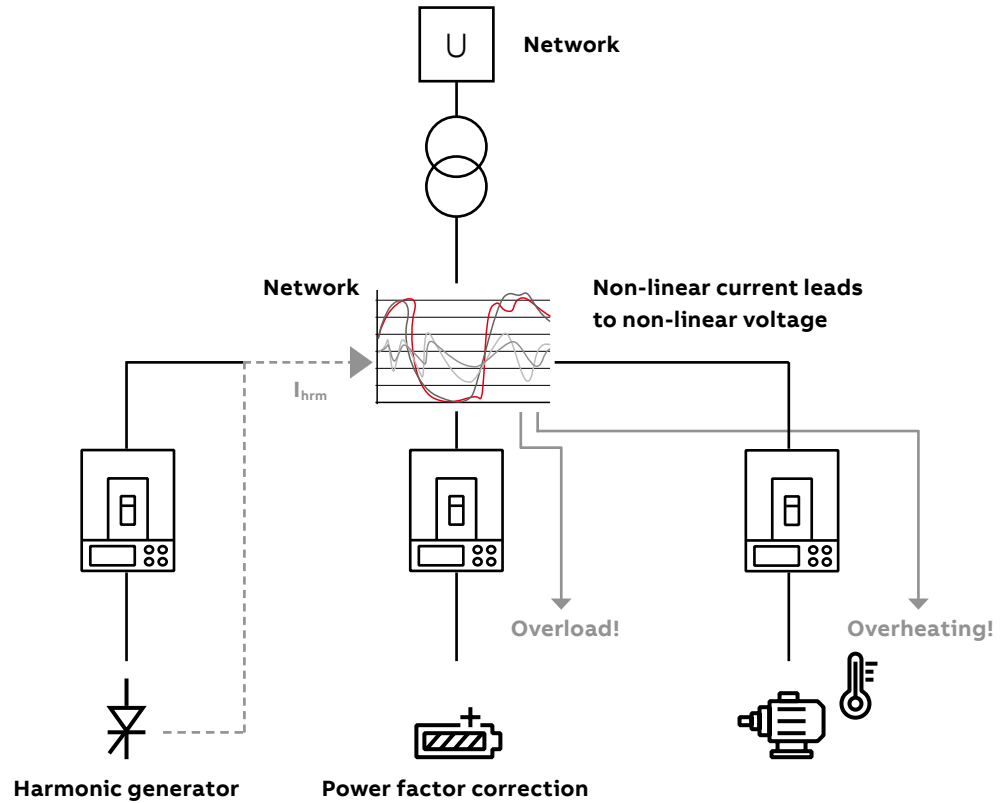
- Deviations of voltage average value from the rated value
- Short decreases (sags) or increases (swells) of voltage value
- Voltage unbalance, i.e. difference in voltage values between different phases
- The presence of current and voltage harmonics.

Distortions of the voltage value (sags, swells) and/or frequency can have fatal consequences, especially for process industries, leading to possible production stoppages with consequently expensive downtime, damage to motor drives and damage to PLCs. Examples of process industries that can be badly hit by voltage instabilities include the plastics, petrochemicals, textiles, paper, semiconductor, and glass industries.

Voltage sag is defined as when the value of the voltage is reduced below the rated one for a certain amount of time. Similarly, voltage swell is defined as when the voltage is increased above the rated value for a certain amount of time.

RMS voltage values and frequency are two fundamental features of a voltage signal, but the “purity” of the voltage waveform is also an important point. An ideal voltage waveform should be a perfect sinusoid, but this is not something that is normally seen in the real world. Frequencies other than the fundamental are always present. These frequencies are called harmonics: a harmonic of a signal is a component frequency of the wave spectrum that is a multiple of the fundamental frequency. Harmonic content is an issue that is becoming increasingly debated: technological developments in the industrial and household field have led to the spread of electronic equipment which, due to their operating principles, absorb a non-sinusoidal current (non-linear load). Such current causes a non-sinusoidal voltage drop on the supply side of the network with the consequence that the linear loads are also supplied with a distorted voltage.

Network Analyzer



Power electronics produce harmonic content that can affect other loads in the plant: the result can be an overheating of the asynchronous motor and an overload (that could lead to a trip of the protecting MCCB) on the power factor correction capacitors.

To get information about the harmonic content of voltage and current waveforms and to take measures if such values are high, a dedicated index has been defined. The total harmonic distortion (THD) of a signal is a measurement of the harmonic distortion present.

The first step towards better Power Quality: measurement

A Power Quality monitor is the most commonly used tool for detecting voltage sags and power quality issues. Measurement is the first step for checking the status of the installation and starting the root cause analysis. Power Quality measurements and related instrumentation are described in specific industrial Standards such as IEC61000-4-30 and IEEE 1250. For the first time, thanks to the Ekip Touch trip units for the Tmax XT, the power quality monitor is embedded in a low voltage molded case circuit breaker. The Network Analyzer function complies with the prescriptions of IEC 61000-4-30 and IEEE 1250.

The Network Analyzer function allows the user to set controls on the voltage in order to analyze the operation of the system: any time a control parameter exceeds a preset threshold, an alarm is generated. The accuracy of voltage measurements by the Tmax XT is excellent at 0.5%. The Tmax XT Network Analyzer complies with IEEE 1250-2011, Section 3 for the monitoring of the voltage value, unbalance and harmonic content, which is the equivalent of IEC61000-4-30 Class S for voltage values and unbalance and Class B for the harmonic content.

Network Analyzer

Hourly average voltage value

Short voltage interruption

Short voltage spikes

Slow voltage sags and swells

Voltage unbalance

Harmonic analysis

Referring to the voltage sag ambit, as an example, the Network Analyzer function has the ability to control three kinds of sag classes, defined by the user:

Parameter	Description
Sag Threshold (First Class)	This defines the first alarm threshold. It is expressed as % Un.
Sag Times (First Class)	In the event of dropping under the first alarm threshold, this defines the time beyond which the alarm counter is increased.
Sag Threshold (Second Class)	This defines the second alarm threshold. It is expressed as % Un.
Sag Times (Second Class)	In the event of dropping under the second alarm threshold, this defines the time beyond which the alarm counter is increased.
Sag Threshold (Third Class)	This defines the third alarm threshold. It is expressed as % Un.
Sag Times (Third Class)	In the event of dropping under the third alarm threshold, this defines the time beyond which the alarm counter is increased.

Two different types of counters for each power quality monitoring function are made available directly on the trip unit touch screen: one is a cumulative counter, which stores all the alarms (for example, all the voltage sags) from the beginning, and one is a 24h counter, that shows the alarms in the last 24 hours.

With the optional communication module (Modbus, Profibus, Profinet, etc.) eight counters for each power quality monitoring function are available: one is the cumulative and the other seven are the daily counters of the last seven days of activity.

Network Analyzer

Operating Principles

The Network Analyzer function performs continuous monitoring of the quality of energy, and shows all results through a display or communication module. In particular:

- **Hourly average voltage value:** in accordance with international Standards, this must remain within 10% of the rated value, but different limits can be defined according to the needs of the installation. The positive sequence voltage is compared with the limits. If the limits are exceeded, the Ekip Hi-Touch generates a signaling event. The number of these events is stored in a suitable counter. The counter values are available for each of the last 7 days, as well as the total. The measures available are the positive and negative sequence voltages and positive and negative sequence currents of the last interval monitored. The time of the calculation of the average values can be set between 5 minutes and 2 hours.
- **Interruptions / short dips in voltage:** if the voltage remains below a threshold for more than 40ms, the Ekip Hi-Touch generates an event that is counted in a dedicated log. The voltage is monitored on all lines.
- **Short voltage spikes** (voltage transients, spikes): if the voltage exceeds a threshold for 40ms, set for a pre-determined time, the Ekip Hi-Touch generates an event that is counted.
- **Slow voltage sags and swells:** when the voltage strays outside a range of acceptable limit values for a time greater than the one set, the Ekip Hi-Touch generates an event that is counted. Three values can be configured for voltage sags and two for voltage swells, each associated with a time limit: this enables verification of whether the voltage remains within a curve of values that are acceptable by equipment such as computers. The voltage is monitored on all lines.

- **Voltage unbalances:** if the voltage values are not equal or the phase displacements between them are not exactly 120°, an unbalance occurs, which is manifested with a negative sequence voltage value. If this limit exceeds the threshold value set, an event is stored which is counted.
- **Harmonic analysis:** the harmonic content of voltages and currents, measured to the 50th harmonic, as well as the value of the total harmonic distortion (THD), are available in real time on the display or through the communication modules. The Ekip Hi-Touch also generates an alarm if the THD value or a magnitude of at least one of the harmonics exceeds the values set. The voltage and current values are monitored on all phases.

All information can be displayed directly on the screen (for the XT5, XT7, XT7 M) or on a smartphone, a PC or in a network system with any of the communication modules. This is an embedded function of Ekip Touch/Hi-Touch trip units and analyzes important parameters of the distribution network including:

- The average voltage value
- Short voltage interruptions and spikes
- Slow voltage sags and swells
- Voltage unbalance
- Harmonic analysis

Solutions

- 6/2** **Introduction**
- 6/4** **Power Controller**
- 6/7** **Interface Protection System**
- 6/9** **Adaptive protections**
- 6/11** **Load Shedding**
- 6/13** **Automatic transfer switch function**
- 6/15** **Synchro Reclosing**

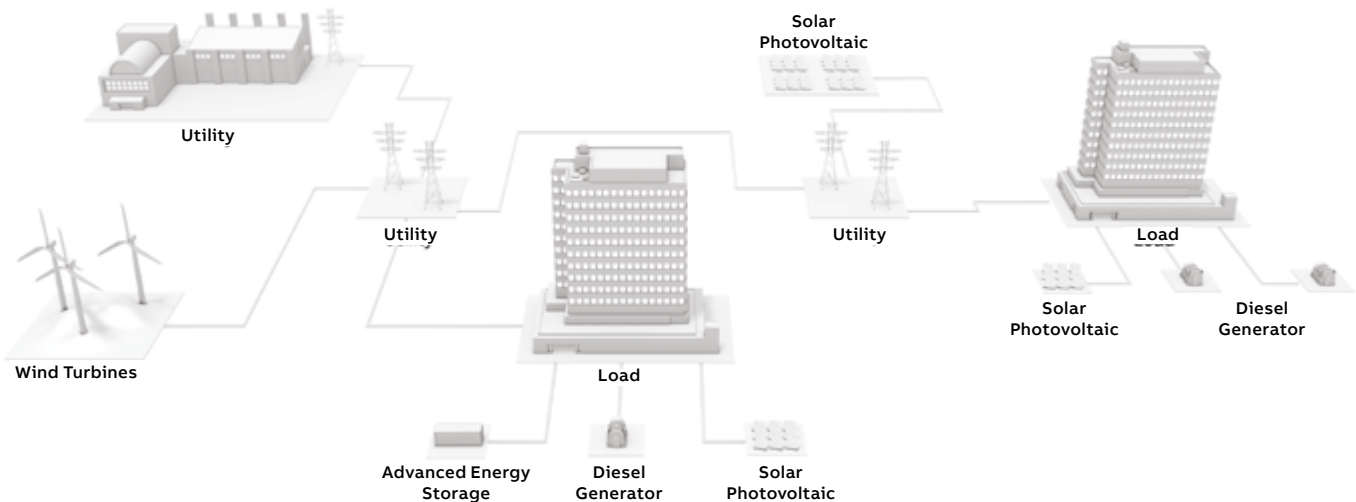
Introduction

The use of renewables has been growing over the last 10 years reducing the polluting emission for a greener world. Due to environmental changes, people have started to think about ecology and sustainability, increasing their awareness of energy self-consumption and increasingly concerned about energy efficiency.

The Tmax XT is the first smart molded case circuit breaker enabling all-in-one solutions that combine advanced protection, programmable logics, full connectivity, easy integration and comprehensive energy management in a single revolutionary device or at the local generation side.

Installed downstream the MV/LV transformer, Tmax XT works like a certified interface protection system in order to check the main grid conditions and disconnect the user's plant whenever the grid voltage and frequency are out of the ranges prescribed by the connection local standard.

The Tmax XT and its adaptive protections recognize the network changes and automatically set new thresholds to guarantee protection and coordination in on-grid and off-grid conditions.



The Tmax XT is able to integrate programmable logics for protection features and Automatic Transfer Switching (ATS) in one device. This unique integrated solution avoids the usage of other external control units, guaranteeing a minimal switchgear footprint and saving commissioning time.

A strong reduction in the connection wiring simplifies the installation and commissioning phase.

The load shedding embedded algorithm is able to manage the power system for comprehensive microgrid energy management.

Before the transfer from the main grid to the local line, selected loads are shed to support power balance. Using a frequency slope, the Tmax XT disconnects loads only in cases of emergency unbalanced conditions.

As the main grid is stable, thanks to the **Synchro Reclosing** logic, it is possible to synchronize the plant voltage and frequency to reconnect it. In grid-connected operations, the Tmax XT manages the **Power Controller** algorithm to shave peaks and shift loads in order to optimize system performance and productivity.

The advanced features of the Tmax XT are easily customized thanks to commissioning software tools which do not require high level engineering competencies. Ready to use templates enable the download of all the logics directly in the trip unit. The solutions are plug & play, increasing modularization and standardization for design and installation.

The advanced functionalities which have been developed and integrated in the Tmax XT are described in the following compatibility table.

	Interface Protection	Load Shedding	Automatic Transfer Switch	Synchro Reclosing	Power Controller
Interface Protection	●	●			●
Load Shedding	●		●	●	●
Automatic Transfer Switch		●	●	●	●
Synchro Reclosing		●	●	●	●
Power Controller	●	●	●	●	●

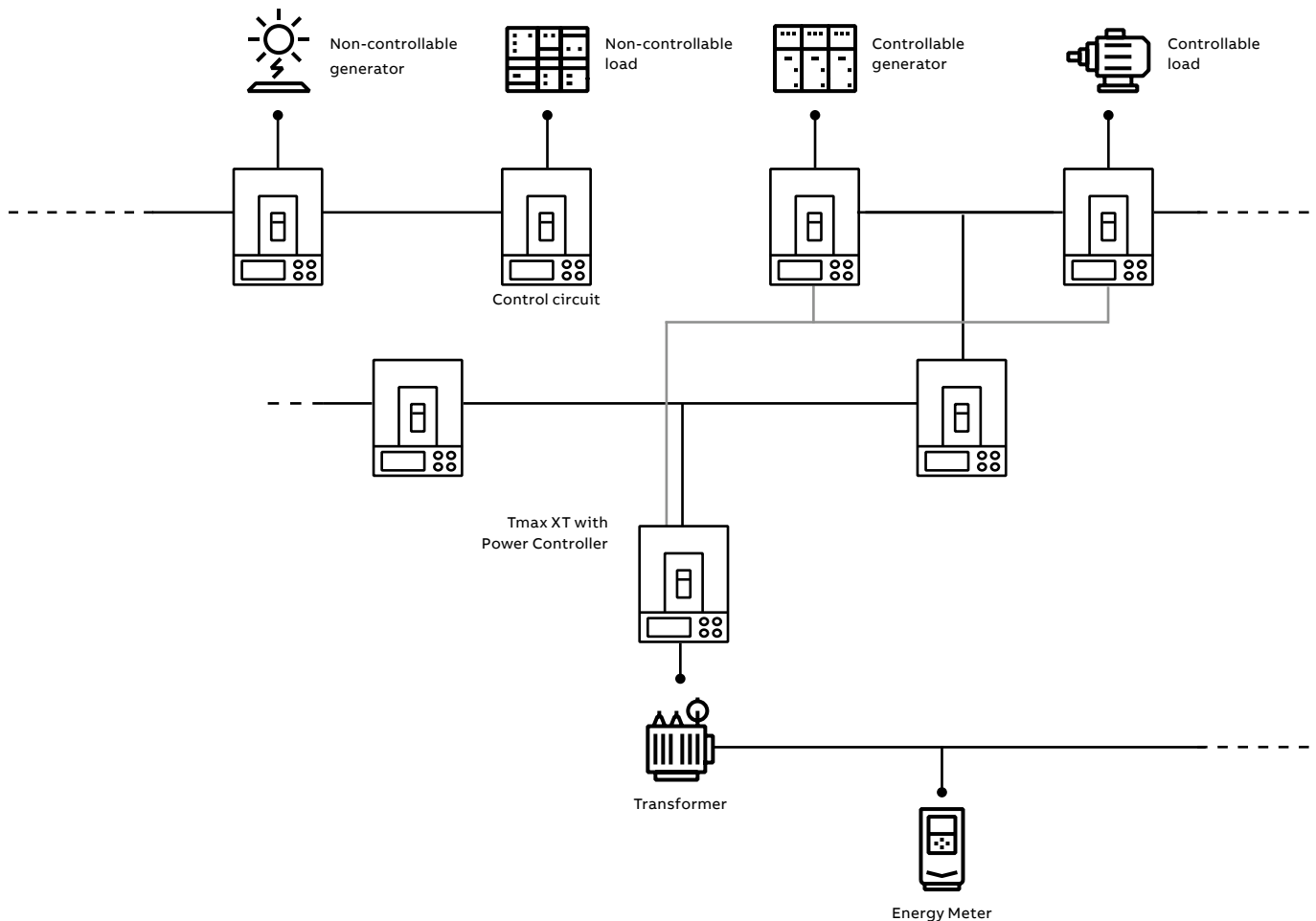
Power Controller

The Tmax XT is able to control loads and generators to ensure bill savings and enable demand response according to power management strategies.

Purpose

Thanks to the Power Controller software, Tmax XT manages the power to shave the peaks and shift the loads. In this way, it is possible to cut electricity bills, increase energy efficiency by up to 20% and be ready for demand response programs. The Power Controller function is based on a patented calculation algorithm that allows a load list to be controlled via the remote command of relevant switching devices or control circuits according to a defined priority. The user (locally), or the load aggregator / utility (remotely) - define the load disconnection priority based on their own requirements and types of loads.

The algorithm is designed for the anticipated average power absorption which can be set by the user over a determined time interval. Whenever this value exceeds the fixed power, the Power Controller function intervenes to bring it back within the limits. This system can be realized with a single Tmax XT Control or Tmax XT Control+ Standard equipped with this function and installed as the low voltage plant controller. Furthermore, the control unit, not only manages passive loads, but it can also manage a reserve generator.



The Ekip Power Controller can be used with all Ekip Touch/Hi-Touch trip units of the Tmax XT series and effectively helps to improve energy efficiency by managing the entire low-voltage electrical system. It is fully able to adapt the demand for power according to the availability of the energy source, the time of day and the costs indicated in the current pricing plan.

In this way, the Ekip Power Controller is able to maintain power consumption within the limits defined, thereby optimizing the costs of managing the installation and reducing emissions.

Commands sent to downstream devices can be performed in two different ways:

- through the wired solution, by commanding the shunt opening/closing releases or acting on the motor operators of the loads to be managed;
- through a dedicated communication system.

The ability to control the loads according to a list of priorities already defined provides significant advantages from both the economic as well as technical points of view:

- **Economic:** energy consumption optimization is focused on the control of the costs linked in particular to penalties that are levied when the contractual power is exceeded or when the contractual power is increased by the Distribution System Operator (DSO) as a consequence of exceeding the limit repeatedly.
- **Technical:** the solution provides the ability to absorb power over the contractual limits for shorter periods and also the management and the control of the power consumption over long periods of time. Thus, it is possible to reduce the likelihood of malfunctioning due to overloads, or worse, complete inefficiency of the entire plant due to tripping of the LV main switching device.

The exclusive Power Controller function available on the new Tmax XT circuit breakers monitors the power, keeping it below the limits set by the user. As a result of this more effective use, the peak of power consumed can be limited allowing savings on electricity bills.

The Power Controller, patented by ABB, disconnects non-priority utilities, such as electric car charging stations, lighting or refrigeration units, during the times when consumption limits need to be respected, and connects them again as soon as it is appropriate. When required, it automatically activates auxiliary power supplies such as generator sets. No other supervision and control system is required: it is sufficient to set the required load limit on the Tmax XT, which can control any switching device located downstream, even if it is not equipped with a measurement function.

Application examples

Electricity bill savings, demand response, and avoiding power overloads are the typical scenarios where the Power Controller is used.

The Power Controller is commonly used in office buildings, shopping malls, hotels, campuses, waste and water industries or any plant that works like a low voltage microgrid.

Power Controller

Benefits

Thanks to the Tmax XT with the embedded Power Controller, the following benefits are guaranteed:

- **Reduction of energy costs with minimum impact**

The loads are disconnected from the power supply for short periods, in the minimum number necessary and in a fixed order of priority, enabling power consumption peaks to be limited. This allows the contract drawn up with the energy provider to be renegotiated, reducing the power allocated, with a consequent reduction in total energy costs.

- **Power limited only when necessary**

The Power Controller function manages up to four different time bands. It is therefore possible to respect a particular power limit according to whether it is during the day (peak) or night (off peak). In this way, consumption during the day when rates are at their highest can be limited.

- **Easy of use**

The Power Controller function allows the installation to be managed efficiently with a simple architecture. Thanks to a patented design, it is sufficient to measure the total power of the installation without having to measure the power consumed by each load. Installation costs and times are thereby reduced to a minimum.

The Power Controller function does not require the writing, implementation or testing of complicated programmes for PLC or computer because the logic has already been implemented in the protection unit and is ready to use. It is sufficient to set the installation parameters from a smartphone or directly from the switching device display.

Thanks to the integrated communication modules, the Power Controller can receive the maximum absorbable power directly from the medium voltage control system, determining consumption for the next 15 minutes. According to the information received, the Ekip Power Controller manages the switching off of non-priority loads or the switching on of reserve generators. The software gives maximum priority to non-programmable preferred energy sources, such as wind and solar, and they are therefore considered uninterruptable. In the event that the production of internal power to the controlled network is reduced, due, for example, to decreased production of solar power, the Power Controller will disconnect the necessary loads to respect the set consumption limit. This benefit is used, for example, in installations with a system of cogeneration. Indeed, the Power Controller controls the total consumption drawn from the electrical network, disconnecting non-priority loads when generation is reduced and reconnecting them when generator power is sufficient not to exceed limits. There are multiple advantages of the system including: reduction in energy costs, maximum use of local generation and greater overall energy efficiency.

Interface Protection System

The Tmax XT embeds both the functions of the Interface Protection System and Interface Device in a single device.

Purpose

The connection of active users to a power utility is always subject to Standard compliance. The Interface Protection System is a device with dedicated protections that are able to satisfy these requirements. In particular, the generating units installed in the user's plant must be disconnected from the grid whenever the voltage and frequency values of the grid itself are out of the ranges prescribed by the Standards. This disconnection is usually carried out by means of an interface device that trips after receiving an opening command provided by an external interface protection system.

ABB has developed an integrated solution which embeds both the functions of ABB's Interface Protection System and Interface Device in a single device. This advanced feature is possible thanks to the integration of the several interface protections into the Ekip Hi-Touch trip unit installed on board the Tmax XT. Today the Tmax XT complies with the CEI 0-16 Standard, which is the most important Standard concerning the connection of active users. A lot of local Standards use the CEI 0-16 as a reference.

Application examples

ABB has been able to integrate the following functions in a single device to be used in the scenarios described below. Thanks to these embedded functions, the number of devices to be installed is reduced, with consequent space saving inside the switchboard. The Tmax XT with its embedded Interface Protection System have been tested and certified in compliance with the CEI 0-16 Standard and are suitable for the following scenarios.

The Tmax XT as the main protection unit for a microgrid

In such a scenario, the Tmax XT with its embedded functions can act as an Interface Protection System (IPS). In case of IPS tripping, the microgrid's main downstream Tmax XT unit remains active thanks to both the local generation and the load shedding feature also embedded in the main unit.

The Tmax XT as local generation protection unit

In this scenario, there are non-operating loads under islanding conditions, so, when there is a utility outage, the Tmax XT detects that the voltage and frequency values are out of the prescribed range. According to the CEI 0-16 Standard, local generation must be disconnected from the utility, so the Tmax XT opens, acting as interface device, thanks to the embedded IPS. In this condition, loads do not operate as there is no voltage on the secondary of the MV/LV transformer and no local generation connected.

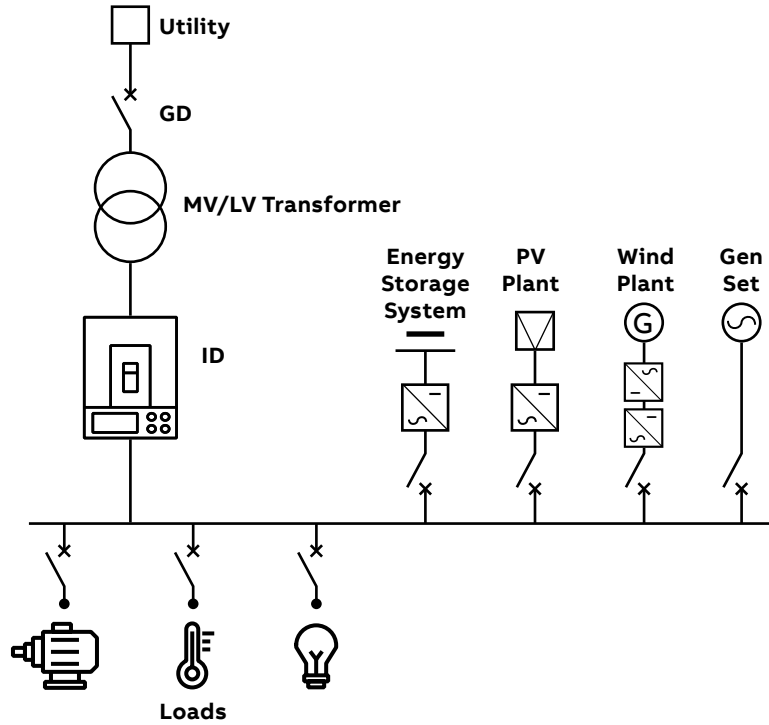
Benefits

Thanks to the Tmax XT with the embedded Interface Protection System, the following benefits are guaranteed:

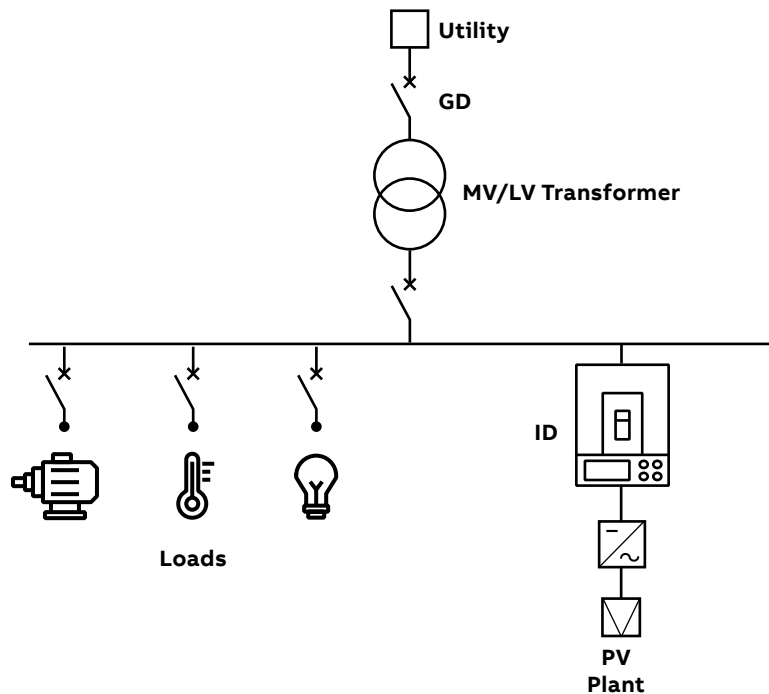
- The Tmax XT performs interface protection with any switching device, also ensuring reclosing operations.
- If the Tmax XT is installed on the generator feeder, the unit will be able to perform the dual function of an interface protection system and generator device thanks to the integrated Interface Protection System in the Ekip G Hi-Touch trip unit.
- Ease of use, thanks to the Ekip Connect software which allows an immediate and intuitive commissioning phase.

Interface Protection System

The Tmax XT as the main protection unit for a microgrid



The Tmax XT as local generation protection unit



Adaptive Protections

The Tmax XT adds a dual setting capability to the switching device to ensure continuous coordination

Purpose

User's plants can work as a LV microgrid thanks to the energy produced by renewable and local power sources, in particular as a consequence of the lack of an utility power supply, e.g. due to a fault on the MV voltage side. In order to still guarantee a high level of selectivity and continuity of service, it is important to take into account the variation of the short circuit power when moving from on-grid to off-grid operation.

Indeed, during grid connected conditions the fault current on a microgrid feeder is also supplied by the utility, thus resulting higher than the one supplied only by local generation during islanded conditions. As a result, it is desirable that several protection thresholds of the units can be automatically changed during the transition to islanding conditions.

Application example

A plant is connected to the MV utility by means of a MV/LV transformer. If the utility shuts down, the plant will become a microgrid supplied by a local generator G, which will feed priority loads by using the load shedding feature of the Tmax XT.

In a grid-connected condition, the generator G is disconnected. With reference to Fig. 1:

- Circuit breaker A is closed
- Circuit breaker B is open
- Circuit breakers at position C are closed. The protection of the circuit breaker at C that supplies the feeders at D are adjusted using "Set A" of the Tmax XT unit.
- Circuit breakers at position D are closed
- Circuit breaker E is closed
- Molded case switch QS1 is closed
- All loads are supplied.

The circuit breakers at position C are selectively coordinated with the upstream main circuit breaker A, supplied by the utility, and the downstream load circuit breakers at position D (see Fig. 2 at the following page).

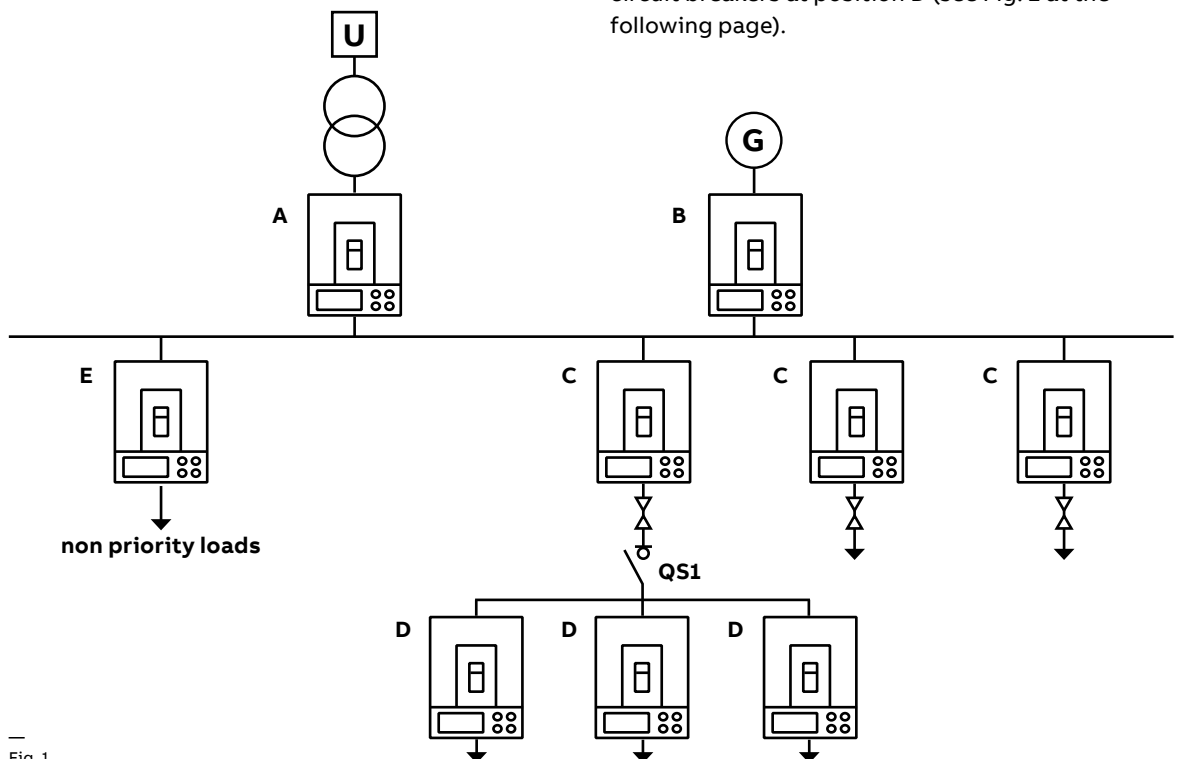


Fig. 1

Adaptive Protections

With the adaptive protections, when there is an utility outage, circuit breaker A opens and B closes in order to achieve an islanded condition. In order to still guarantee selectivity, another set of protection settings is required. Adding Tmax XT adaptive protections to the circuit breaker C1 ensures this behavior. The second protection setting is optimized for the characteristics of the local generator ensuring the incoming supply. Additionally, selective coordination with the load side switching devices is also guaranteed.

With reference to Fig. 1:

- Circuit breaker A is open
- Circuit breaker B is closed
- Circuit breakers at position C are closed and the protection thresholds move automatically to “Set B”
- Circuit breakers at position D are closed
- Circuit breaker E is open
- Molded case switch QS1 is closed
- Non-priority loads can be disconnected using another functionality of the Tmax XT units (see next paragraph).

Fig. 3 shows how it is possible to switch to a set of parameters which guarantees selective coordination between circuit breakers C and B by means of the Adaptive Protection function embedded in the trip unit of the C circuit breakers.

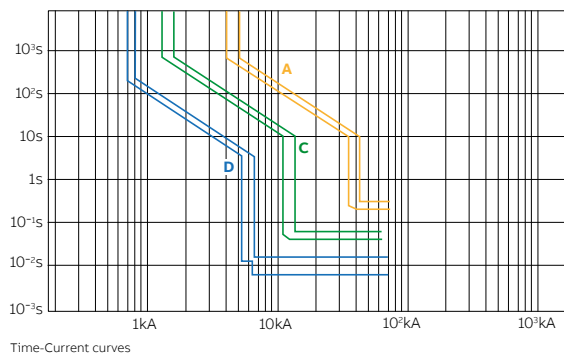


Fig. 2 - Protection thresholds during on-grid operation

Benefits

Thanks to the Tmax XT it is possible to have two sets of settings implemented in a single device.

As a result, the following benefits are guaranteed:

- Overcurrent protection and selectivity 100% guaranteed both in grid-connected and islanded conditions.
- Service continuity is guaranteed by just adding a single unit to the switchboard in every plant condition.
- Ease of use, thanks to the Ekip Connect software which allows an immediate and intuitive commissioning phase.

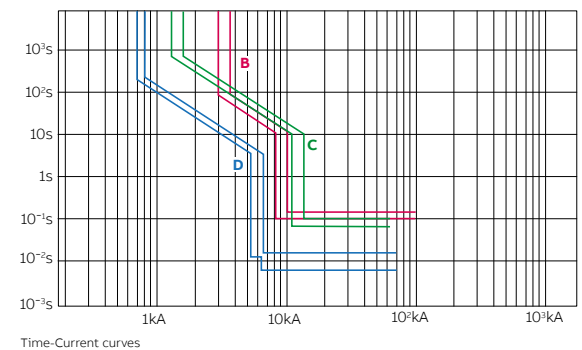


Fig. 3 - Protection thresholds during islanded operation

Load Shedding

The Tmax XT has many load shedding algorithms to avoid power unbalance in low voltage plants and to reduce stress for all the components.

Purpose

The Tmax XT embeds patented functions based on load shedding which reduce the microgrid stress in all situations. Typically, it is the main protection trip unit of the low voltage microgrid located at the interface point with the medium voltage grid that is able to control the plant in all circumstances.

A microgrid under islanding conditions

After the Tmax XT circuit breaker opens, due to the interface protection system intervention or external command, the microgrid should seamlessly pass from an on-grid to off-grid state. When it operates in a stand-alone capacity, the power absorption from the main grid ceases, so that the microgrid loads remain supplied by local generation, such as from a diesel GenSet or an energy storage system. This microgrid generation can be always active or started by Automatic Transfer Switching (ATS) logic after the disconnection from the main grid, depending on the plant configuration. During the islanding transition, it is very important to avoid a frequency drop, otherwise the generation protections could trip and jeopardize the microgrid stability with a consequently long downtime. The Tmax XT employs current and voltage measurements, and integrates two different fast load shedding types of logic to reduce this blackout risk. This protects the microgrid during intentional or unintentional islanding operations:

- The Basic Load Shedding algorithm is a simple form of logic able to recognize the microgrid disconnection event and shed a group of not priority loads thus ensuring a fast time response and power balance.
- The Adaptive Load Shedding algorithm is an advanced algorithm available with the Tmax XT as an enhancement of the basic version. The intelligent software embedded in the unit sheds the non-priority loads very quickly according to the microgrid power consumption and frequency measurements. Moreover, the software has a dedicated configuration for backup generation related to Automatic Transfer Switching (ATS) and the software itself is even able to estimate the energy produced by a solar plant based on the plant geography settings.

A microgrid in grid-connected conditions

Under normal circumstances, the microgrid is generally connected to the utility in order to inject/adsorb surplus or shortfalls of energy. In this situation, with the Tmax XT as the main circuit breaker installed immediately downstream of the MV/LV transformer in a closed status, power overload should be avoided so as not to excessively stress the plant elements. In order to do this, the circuit breaker embeds a patented load shedding algorithm:

- The Predictive Load Shedding algorithm is a slow disconnection of loads based on the limit of the average power flow towards the microgrid according to the transformer size designed for the power peak profile.

All three Load Shedding versions are available on the Tmax XT platform for both microgrid situations, sharing some information about the loads under control in the plant.

Application examples

- **Grid-connected plants with running GenSets**
These contribute to self-consumption together with potential renewable sources and support the load power supply in emergency conditions. This is the case for hybrid photovoltaic diesel remote communities connected to weak distribution grids where there are a lot of daily faults, or facilities located in geographical areas where there are frequent environmental events, for example hurricanes or earthquakes.
- **Grid-connected plants with back-up GenSets**
These are started up after main generator transfer switching logics and require high reliability. For example, hospitals, banks or data centers.

Load Shedding

Benefits

Thanks to Tmax XT with the embedded Load Shedding innovations, the following benefits are guaranteed:

Service continuity

When a plant remains disconnected from the main grid, even if local generation is present, there is a significant stress that may imply that the generators fail with a consequent blackout. Load Shedding logic embedded in the Tmax XT reduces the frequency drop that usually makes the local generation protection trip, maintaining a live plant.

Space saving

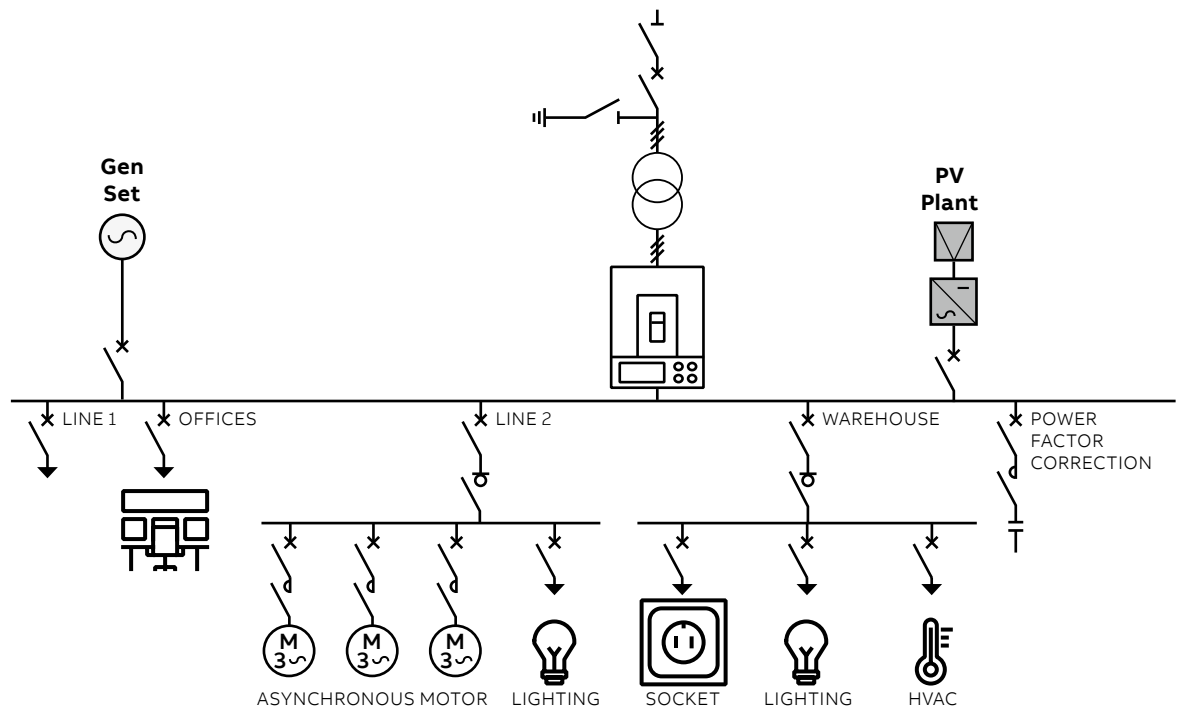
- No other programmable logic controllers (PLCs) are needed as the Tmax XT has embedded intelligence for the load shedding logics, taking advantage of the current and voltage sensors for electrical parameter measurements.
- In addition, static converters for low voltage photovoltaic production typically have anti-islanding protection: this implies another power deficit to be added to the main grid contribution during the microgrid islanding. The Tmax XT estimates solar production without additional sensors.

- The Load Shedding algorithm is suitable with ATS architectures like Main-Bus Tie-Gen used to distinguish priority and non-priority loads. Where feasible, a BusTie switching device is no longer required and this means:
 - Significant space and material savings of up to 50% in the power distribution switchgear for panel builders.
 - The Load Shedding algorithm is self-tuned with specific power unbalance identification and dynamically chooses the controllable loads to be shed, reducing constraints for consultants during plant design.
 - The ATS unit only manages two sources, without interlock, logic programming or wiring connections for the third circuit breaker with less time required for installation.

Ease of use

Load shedding logic is generally set using top engineering skills and customization efforts with devices as programmable logic controllers. The Tmax XT guarantees easy installation thanks to predefined templates and the user-friendly graphic interface in the software commissioning tool.

—
Typical Load Shedding application



Automatic Transfer Switch

The Tmax XT is ready for transfer switching applications reducing time

The ATS solution

ABB Automatic Transfer Switch system (ATS) takes advantage of the new capabilities provided by the new Ekip Connect 3 Software with intelligent digital units such as the Tmax XT to deliver versatile and reliable solutions.

Application example

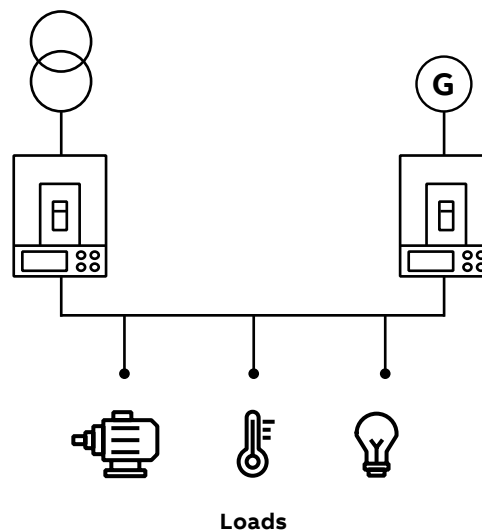
Automatic transfer switch systems are common in all applications where service continuity is essential and where there are multi source supplies.

The main applications are:

- Power supplies of UPS groups
- Oil & Gas
- Operating theaters and primary hospital services
- Emergency power supplies for civil buildings, hotels and airports
- Data banks and telecommunication systems
- Power supply of industrial line for continuous processes.

An ATS can be used also whenever a portion of a grid with local generation, known as a microgrid, can be disconnected from the main grid.

ATS application example



Automatic Transfer Switch

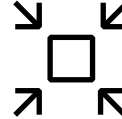
The ATS is a high-performing energy automation system, easy to install



Benefits

Ready-to-go programming

Estimated time and cost savings on the ATS engineering on a low voltage project: 95%.



Tmax XT compactness

Space saving on the power switchboard: up to 30%.



Simplify the connections

Estimated time and cost savings on cabling and commissioning of the power switchboard: 50%.



Top rate reliability

With watchdog functions and fewer installed components.

Synchro Reclosing

The Tmax XT is able to synchronize voltage waveforms from different power sources.

Purpose

Thanks to its advanced electronics, the Tmax XT is a smart unit which is able to island the microgrid from disturbances such as in the presence of faults or power quality events and reconnect it to the distribution network once perfect conditions are guaranteed.

This feature is the Synchro Reclosing function. This consists of synchronization support of the microgrid reconnection operation or generator parallel procedures as described by ANSI protection Code 25A, with additional automatic reclosing capabilities based on synchronism status detection.

Using the Ekip Synchrocheck cartridge module, the Tmax XT monitors the voltage amplitude, frequency and phase displacement and implements simple logics to adapt the microgrid voltage and frequency to the main grid. This regulation is based on up and down signals sent to the local generator controllers and is implemented via the Ekip Signalling contacts. The circuit breaker automatically recloses when it understands that the synchronism has been achieved using the Ekip Synchrocheck and the integrated closing coil. Sometimes this operation can be very critical

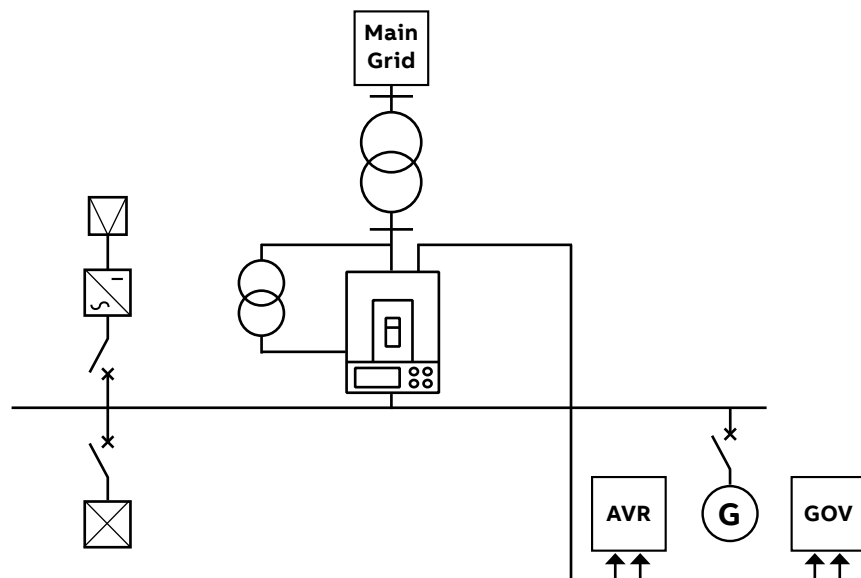
because the current during the transient of the reconnection must not reach values that can potentially cause the microgrid shut down. With the aim of avoiding complex analyses and customizations, the Ekip Connect 3.0 commissioning tool completes the Synchro Reclosing functionality and recommends the appropriate settings according to the plant configuration.

Application examples

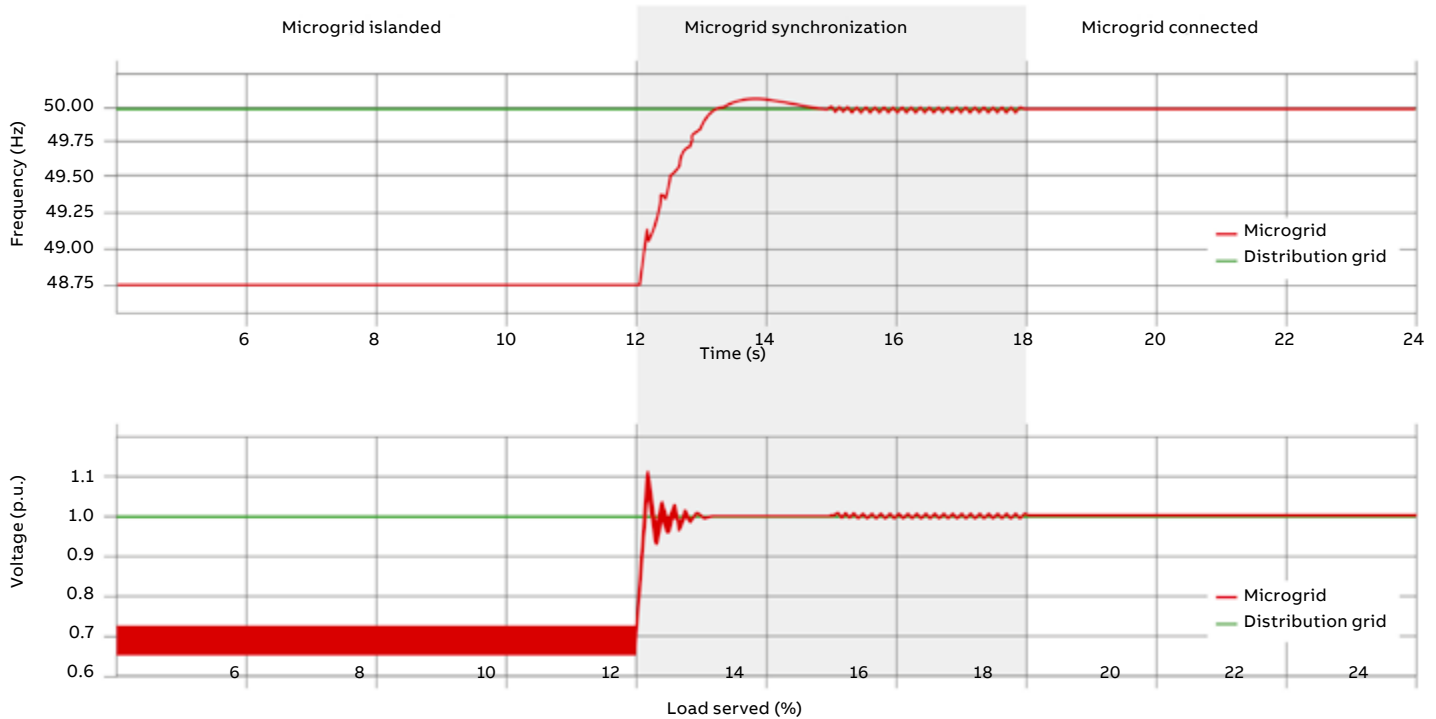
The Synchro Reclosing function is useful in the following plant-engineering situations:

- During the reconnection of the microgrid to the main grid, speeding up a parallel procedure between two systems with different steady states. This scenario comes after an islanding microgrid operation.
- When there is a closed transition of an automatic transfer switch, the main grid should be connected to the same busbar with backup microgrid generation in order to guarantee continuous load operation, with or without a bus-tie switching device.
- In addition to microgrid cases, it is possible to adopt this solution also for single GenSet parallel operations.

Synchro Reclosing application example



Synchro Reclosing



Benefits

Thanks to the Tmax XT with its embedded Synchro Reclosing function, the following benefits are guaranteed:

Space saving

- Components reduction with no external synchronizer and less voltage transformers required compared to traditional approaches.
- Increased reliability and time saving during the installation with less cabling and related installation complexity.

Ease of use

- The logic is embedded in the trip unit so there is no need for programming or engineering skills.
- Simplified configuration with Ekip Connect software offers predefined configuration templates with suggested values and a clear user interface for customization.

Accessories

Execution and installation

- 7/4 Fixed, plug-in and withdrawable version
- 7/6 Conversion kits
- 7/8 Connectors for electrical accessories
- 7/9 Bracket for fixing on DIN-rail
- 7/9 Motorizable version

Power connection

- 7/10 Connection terminals

Signaling

- 7/18 Auxiliary contacts - AUX
- 7/19 Auxiliary Position Contacts - AUP
- 7/26 Auxiliary Position Contacts - AUP
- 7/28 Early Auxiliary Contacts - AUE
- 7/29 Ready to close signaling contacts - RTC
- 7/29 Contact signaling loaded springs - S33 M/2
- 7/29 Mechanical signaling of tripping the protection unit - TU Reset

Operating mechanism

- 7/30 Rotary handle operating mechanism
- 7/31 Telescopic Rod - RHE_ST
- 7/32 Front for the lever operating mechanism
- 7/32 Toggle extension

Remote control

- 7/33 Service releases
- 7/38 Resetting from remote - YR
- 7/38 Opening and closing release test unit - YO/YC Test Unit
- 7/39 Electronic time-delay device for undervoltage release - UVD
- 7/39 Motor Operators
- 7/39 Direct action motor operator - MOD
- 7/40 Stored energy motor operators - MOE and MOE-E (XT2-XT4)
- 7/42 Stored energy motor operators - MOE and MOE-E (XT5-XT6)
- 7/44 Motor - M

Safety and protection

- 7/45 Terminal covers
- 7/45 Phase separators
- 7/45 Sealable screws for terminal covers
- 7/46 Padlocks and key locks
- 7/49 IP Protection Kit
- 7/49 IP54 Protection for transmitted rotary handle (RHE)
- 7/49 IP54 Protection flange for direct rotary handle (RHD)
- 7/49 IP54 Protection flange for MOE and XT7 M
- 7/50 Protection device for opening and closing pushbuttons - PBC
- 7/50 Mechanical operation counter - MOC
- 7/50 Flanges

Interlocks and switching devices

- 7/51** Rear mechanical interlock
- 7/52** Cable interlocks
- 7/53** Automatic network-generator transfer unit ATS021-ATS022

Residual current protection

- 7/55** Residual current release

7/65 Compatibility of accessories

Execution and installation

Fixed, plug-in and withdrawable version

SACE Tmax XT circuit breakers are available in the following versions:



Fixed circuit breaker



Plug-in circuit breaker



Withdrawable circuit breaker

- **FIXED**

Fixed circuit breakers consist of a current-interrupting part connected to the trip unit, to be installed on the back plate of the cubicle or on a DIN-rail;

- **PLUG-IN**

Plug-in circuit breakers consist of a fixed part that must be installed on the back plate of the cubicle, and of a moving part, obtained from the fixed circuit breaker plus the relative kit that converts it from the fixed version into the moving part of the plug-in version;

- **WITHDRAWABLE**

Withdrawable circuit breakers consist of a fixed part that must be installed on the back plate of the cubicle equipped with side runners to allow the moving part to be easily racked -in and -out. Such a solution is obtained from the fixed circuit breaker plus the relative kit that converts it from the fixed version to a withdrawable moving part. To obtain the withdrawable version, a front accessory to be applied to the front of the circuit breaker must be ordered so as to maintain the IP40 degree of protection over the entire disconnection run of the circuit breaker (except for the XT7). This mandatory accessory is a standard supply for circuit breakers fitted with accessories in the factory.

If the plug-in circuit breaker is fitted with electrical accessories, the appropriate connectors for disconnection of the relative auxiliary circuits must also be ordered. For the withdrawable version there are dedicated accessories, fitted with connectors, which allow automatic disconnection in the case of racking-out.

Starting from the fixed version, the SACE Tmax XT circuit breakers can be easily converted into plug-in and withdrawable versions by using the relative conversion kits.

The moving parts can always be obtained for the required version, fully pre-engineered from the factory, by ordering the fixed circuit breaker and the conversion kit at the same time.

	Version		
	Fixed	Plug-in	Withdrawable
XT1	■	■	-
XT2	■	■	■
XT3	■	■	-
XT4	■	■	■
XT5	■	■	■
XT6	■	-	■
XT7	■	-	■
XT7 M	■	-	■

The fixed version, which is connected directly to the power system through the circuit breaker terminals, is recommended for applications in which the need for space can be satisfied by compact products without affecting the performance.

The plug-in version is recommended for applications for which service continuity is a fundamental requirement: the replacement of the moving part with a new one does not require any intervention on the power supply connections.

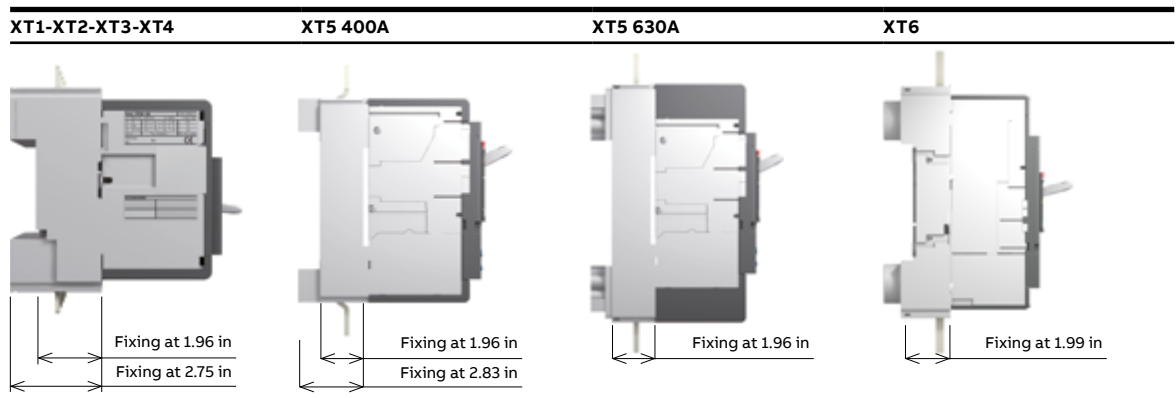
The withdrawable version, in addition to the advantages of the plug-in version, offers three different positions:

- connected: power and auxiliary circuits are connected
- test: power circuits are disconnected, while auxiliary circuits are connected (only for XT5, XT6 and XT7)
- disconnected: both power and auxiliary circuits are disconnected.

Fixed part of plug-in and withdrawable versions

The fixed part of the plug-in/withdrawable versions is available with front terminals (EF), with horizontal rear terminals (HR) or with vertical rear terminals (VR). The terminals are factory mounted in the horizontal position if the code is shared between HR and VR. In this case, it is possible to easily rotate the terminals into the vertical position. For the XT5 and XT6 circuit breakers, the fixed part can be fully pre-engineered in the factory with the required combination of terminals, by ordering the dedicated configurable fixed part code and the terminals at the same time.

These fixed parts can be equipped with the same terminals, terminal-covers and phase separator kits used for the fixed circuit breakers, using the proper adapter (see the "Power connection" section). For the Tmax XT1, XT2, XT3, XT4 and XT5, the fixed part of a plug-in/withdrawable circuit breaker can be installed at two different distances from the back of the panel, according to the picture below. For the XT1, XT2, XT3 and XT4, installation at 1.96 in is only compulsory in the case where rear horizontal or vertical terminals (HR/VR) are used.



Execution and installation

Conversion kits

The following conversion kits can be ordered for the different versions. This is applicable to the whole Tmax XT family, up to Tmax XT6.



—
Conversion kit for converting a fixed circuit breaker into the moving part of a plug-in circuit breaker

- **Kit for converting a fixed circuit breaker into the moving part of plug-in/withdrawable versions**

The conversion kit converts a fixed circuit breaker into a moving part of the plug-in/withdrawable versions. When withdrawable versions are required, it is essential to order an accessory for the front of the circuit breaker to maintain the IP40 degree of protection along the entire insulation run. This accessory is made of the following options:

- front for the lever operating mechanism (FLD);
- motor operator (MOE);
- direct or transmitted rotary handle operating mechanisms (RHD or RHE).

In the case where no accessory to be applied onto the front is indicated, the front for the lever operating mechanism (FLD) is automatically included in the order.



—
Conversion kit for converting a fixed circuit breaker into the moving part of a withdrawable circuit breaker

- **Kit for converting a fixed part of a plug-in version into the fixed part of withdrawable versions**

The kit comprises:

- a guide for transforming the fixed part of the plug-in circuit breaker into a fixed part of a withdrawable circuit breaker;
- a racking-out lever that allows the moving part to be inserted and withdrawn. The mechanism allows the circuit breaker to be set to the disconnected position (with the power and auxiliary circuits disconnected) with the compartment door closed, which is a safety advantage. The rotary handle can only be inserted when the circuit breaker is open. Once it has been removed or withdrawn, the circuit breaker can be set to the open/closed position;
- a flange for the compartment door, which replaces the one supplied with the fixed version of the circuit breaker.



—
Conversion kit for converting a fixed version of plug-in into the fixed part of a withdrawable version

- **Kit for converting a fixed circuit breaker into the plug-in version for RC Sel residual current devices for XT2-XT4-XT5**

The RC Sel 4-pole residual current devices for the XT2, XT4 and XT5 can be converted from fixed versions to plug-in versions using the special kit.

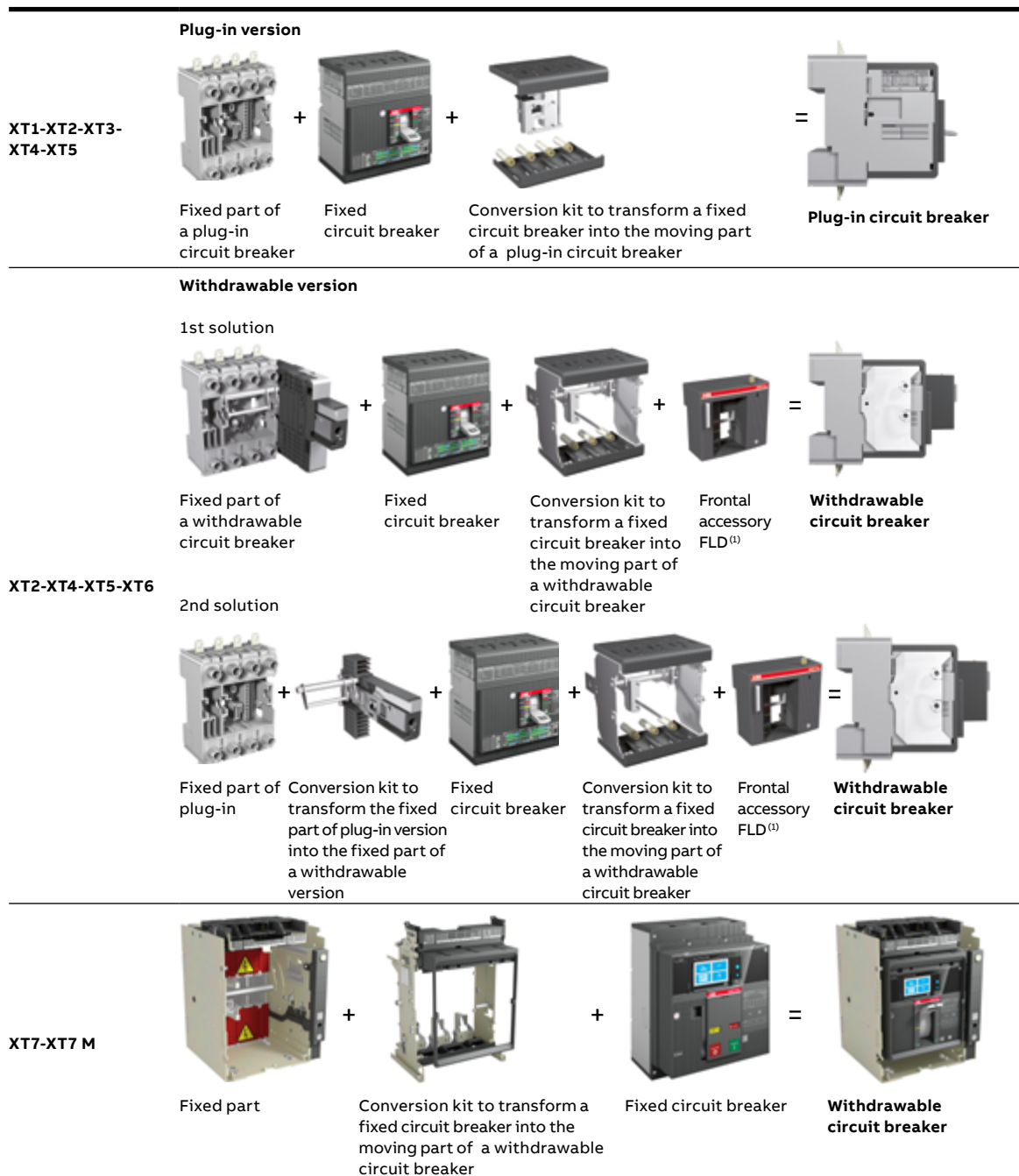
- **Kit for converting plug-in circuit breakers into withdrawable versions for RC Sel residual current devices for the XT2-XT4-XT5**

The RC Sel 4-pole residual current devices for the XT2, XT4 and XT5 can be converted from the plug-in version to the withdrawable version using a special kit, which includes a component to apply to the front of the residual current device so as to allow it to be withdrawn when the panel door is closed. This kit can also be assembled on fixed circuit breakers equipped with a front for a lever operating mechanism or the direct rotary handle, thus allowing the use of residual current devices.

In the plug-in to withdrawable conversion kit, there are also PIN connectors to be applied onto the right side of the circuit breaker to facilitate disconnection of the auxiliary circuits connected to the residual current device.

For the XT1, XT2, XT3 and XT4, this kit also contains the opening solenoid of the residual current device dedicated to the withdrawable version, which is fitted with a connector for the fixed part and the moving part.

For the SACE Tmax XT7 and XT7 M there is a dedicated conversion kit to transform a fixed circuit breaker into the moving part of the withdrawable version. No additional accessory is required.



(1) Frontal accessory mandatory. If not specified in the order, the FLD is supplied automatically

Execution and installation

Connectors for electrical accessories

Plug-in circuit breaker

In the plug-in version of the SACE Tmax XT circuit breakers, the auxiliary circuits can be disconnected by means of two different types of adapter:

- a plug and socket to be fixed on the bottom of the panel: for the XT1, XT2, XT3, XT4 and XT5;
- a plug and socket installed on the rear of the circuit breaker and in the fixed part of the plug-in devices: for the XT2, XT4 and XT5.

Plug and socket on the back of the panel

To make it easier to connect/disconnect the auxiliary circuits, wired electrical accessories can be connected to one or more plug and socket connectors on the back of the panel.

3, 6, 9 and 15 PIN connectors are available. The cables connect/disconnect the auxiliary circuits in a fast and simple way without the aid of any dedicated tools.

Consider the number of cables of each electrical accessory when calculating the number of connectors required.



Plug and socket adapters on the back of the panel

Number of cables	XT1-XT2-XT3-XT4 accessories	XT5-XT6 accessories
2	SOR, UVR / External Neutral Ekip Dip trip units / PTC for Ekip M-LRIU / Ekip Com Modbus RTU / Ekip Com Modbus TCP STA	YO, YU / Ekip Com Modbus RTU / Ekip Com Modbus TCP STA
3	RC Coil / 1 AUX	1 AUX
4	24V DC/Internal bus cable / Ekip Com Modbus RTU STA / AUE	24V DC/Internal bus cable / Ekip Signaling 1K / Ekip Com Modbus RTU STA / Ekip Maintenance Module / AUE
5	MOE-E / Selectivity cable	Selectivity cable
6	Ekip Com ⁽¹⁾ / Residual current device	Residual current device, MOE-E
7	MOE (with AUX-MO) / MOD (with AUX-MO)	-
8	-	MOE (with AUX-MO)

(1) Ekip Com for Ekip LSI, LSIG and M-LRIU

Plug and socket adapters on the rear of the circuit breaker and inside the fixed part

For the plug-in versions of the XT2, XT4 and XT5 circuit breakers, the auxiliary circuits can be automatically disconnected by means of an adapter installed on the rear of the circuit breaker and inside the fixed part of plug-in versions.

The 12 PIN connector can be used only with accessories functioning at a voltage lower than 250V AC/DC. The cables connect/disconnect the auxiliary circuits in a fast and simple way without the aid of any dedicated tools. Wiring is to be carried out by the Customer.



Plug and socket adapter placed on the back of the moving part



Plug and socket adapter in the fixed part

Circuit breaker	Number of plugs and sockets installed on the rear of the circuit breaker and inside the fixed part
XT2-XT4	1
XT5	2



—
Cabling of withdrawable versions

Withdrawable circuit breaker

When withdrawable circuit breakers are used, the codes of the electrical accessories specifically designed for this version must be ordered. These dedicated codes include the wired electrical accessory with a connector for the moving part and for the fixed part to be inserted on the side of the fixed part. If the MOE motor operator is ordered, connectors for the fixed part and moving part are always supplied since there is no dedicated code for the withdrawable version. This type of connection allows the auxiliary circuits to be disconnected automatically when the circuit breaker is withdrawn from the fixed part. If cabling of the fixed part is required before wiring the moving part, the fixed part mounting connectors can be ordered as spare parts.

XT7 and XT7 M

Two different areas for the auxiliary connection terminal boxes can be clearly identified on the top of the XT7 and XT7 M circuit breakers:

- The terminal area housing the terminals for wiring the auxiliary connections. The terminals can be wired first and then installed in the circuit breaker terminal box, thereby facilitating cable connection for the operator;
- The cartridge modules area, housing the Ekip modules. These are installed directly on the upper part of the circuit breaker without removing the Ekip electronic trip unit, thereby minimizing the time required for the installation and commissioning of accessories.

These areas are the same also in case of withdrawable versions.

Bracket for fixing on DIN-rail

This is a support designed to be installed on the back of the circuit breakers to simplify assembly on standardized DIN EN 50022 rails.

The following circuit breakers can be installed on the DIN EN 50022 rail:

- XT1, XT2, XT3 and XT4 circuit breakers in the fixed 3-pole or 4-pole versions;
- XT1, XT3 circuit breakers equipped with RC Sel 200; RC Inst, RC Sel for XT1 and XT3 residual current releases.



—
Bracket for fixing on DIN-rail

Motorizable version

The XT7 M can be equipped with a spring charging motor. To allow complete remote control with the XT7 M, the circuit breaker must be fitted with:

- A shunt opening release (YO)
- A shunt closing release (YC)
- A spring charging motor (M)



—
Tmax XT7 M

Power connection

Power connection		XT1	XT2	XT3	XT4	XT5	XT6	XT7	XT7 M
Terminals for circuit breaker	F - Front	■	■	■	■	■	■	■	■
	EF - Front extended	■	■	■	■	■	■	■	■
	ES - Front extended spread ⁽¹⁾	■	■	■	■	■	■	■	■
	FCCu - Front for copper cables ⁽¹⁾	■	■	■	■	-	-	-	-
	FCCuAl - Front for copper/aluminium cables ⁽¹⁾	■	■	■	■	■	■	■	■
	FB - Flexible busbars ⁽¹⁾	■	■	■	■	-	-	-	-
	MC - Multi-cable ⁽¹⁾	■	■	■	■	-	-	-	-
	R - Rear orientated	■	■	■	■	■	■	-	-
	HR/VR - Rear orientable terminal	-	-	-	-	-	-	■	■
Terminals for fixed part	EF - Extended front for fixed part	■	■	■	■	■	■	■	■
	HR/VR – Horizontal/vertical rear for fixed part ⁽²⁾	■	■	■	■	■	■	■	■
	ES - Extended spread front for fixed part	-	-	-	-	-	-	■	■
	SHR - horizontal rear spread terminals for fixed part	-	-	-	-	-	-	■	■
	FCCuAl – Front copper/aluminium cables for fixed part	-	-	-	-	-	-	■	■
Terminals for Residual current Device	HR for RC - for residual current release	■	-	■	-	-	-	-	-

(1) From XT1 to XT6, the same terminals of fixed circuit breakers can be mounted on the fixed part if the adapter is installed.

(2) For the XT5 600A fixed part, the HR and VR have different codes

Connection terminals

Connection terminals allow the circuit breaker to be connected to the system in the way most suitable for the installation requirements. They consist of:

- front terminals: for connecting cables or busbars directly from the front of the circuit breaker;
- rear terminals: for installing circuit breakers in segregated panels with rear access.

Where possible, the terminals have a laser marking on the surface indicating the tightening torques for the correct insulation of cables and bars.

Fixed version

The standard fixed version of the SACE Tmax XT circuit breakers are supplied with front terminals (F). However, they can be fitted with the following types of terminals as accessories thanks to the special kits:

- extended front (EF);
- extended spread front (ES);
- front for copper/aluminium cables (FCCuAl). A pitch adapter must be applied to the terminal zone of the circuit breaker to ensure that copper and aluminium cables can be connected to all the circuit-breakers. The pitch adapter is automatically supplied when it is necessary;
- front for copper cables (FCCu);
- for flexible busbars (FB);
- multicable (MC);
- rear oriented (R).



—
Fixed part adapters

Plug-in and withdrawable versions

The fixed part of the plug-in and withdrawable versions of the XT1, XT2, XT3 and XT4 circuit breakers are normally supplied with extended front terminals (EF) or horizontal/vertical rear terminals (HR/VR).

The terminals are factory-mounted in the horizontal position. If needed, the customer can easily rotate the terminals into the vertical position. A fixed part with front terminals (EF) can be converted into a fixed part with rear terminals (HR/VR) by ordering the appropriate terminal kit.

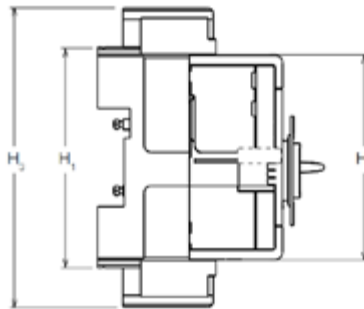
The fixed part of the plug-in and withdrawable versions of the XT5 and XT6 circuit breakers can be accessorised directly when ordering with extended front terminals (EF) or horizontal/vertical rear terminals (HR/VR), that can be different from the top and bottom terminals.

The terminals are factory-mounted in the horizontal position. If needed, the customer can easily rotate the terminals into the vertical position. For the XT5 600A fixed part, the HR and VR terminals are different and not interchangeable.

The fixed parts can also be fitted with the same types of terminals available on the fixed circuit breaker after an adapter has been installed on the terminal area of the fixed part itself. Consequently, the following types of connection terminals are also available for the fixed part:

- extended spread front (ES);
- for copper-aluminium cables (FCCuAl);
- for copper cables (FCCu);
- for flexible busbars (FB);
- multi-cable (MC).

The adapter reproduces the terminal area of the fixed circuit breaker. This means that the fixed parts can also be equipped with the same terminal covers and phase separators as those used for fixed circuit-breakers. In order to mount terminals on the adapter, the front terminals "F" kit provided with the circuit breaker is needed.



Fixed part adapter

Circuit breakers	"H1 fixed part [mm/in]"	"H2 circuit breaker [mm/in]"	"H3 fixed part with two adapters [mm/in]"
XT1	146/5.75	134/5.28	181/7.13
XT2	153/6.02	134/5.28	188/7.40
XT3	166/6.54	154/6.06	225/8.86
XT4	182/7.17	164/1.46	228/8.98
XT5 400A	209/8.23	209/8.23	283/11.14
XT5 600A	273/10.75	273/10.75	347/13.66
XT6	295/11.61	273/10.75	408/16.06

For the XT7 and XT7 M, dedicated terminals for fixed part must be ordered.

Power connection

Terminals for circuit breaker

Front terminals - F



Front terminal - F



F terminal with cable lug



F terminal with busbar

CB	Vers.	Busbars dimensions [mm/in]					Cables terminals [mm/in]		Tightening [Nm/lb-in]	Terminal covers height [mm/in]				Phase Separators Height [mm/in]				
		W min	W max	H	Ø	D min	D max	W		Ø	2/ 0.08	50/ 1.97	60/ 2.36	68/ 2.68	25/ 0.98	100/ 3.94	200/ 7.87	
XT1	F	13/ 0.512	16/ 0.63	7.5/ 0.295	6.5/ 0.256	3.5/ 0.138	5/ 0.197	16/ 0.63	6.5/ 0.256	M6	6/ 53.1	-	R	-	-	S _{CB}	R	R
XT2	F	13/ 0.512	20/ 0.787	7.5/ 0.295	6.5/ 0.256	2.5/ 0.098	5/ 0.197	20/ 0.787	6.5/ 0.256	M6	6/ 53.1	-	R	-	-	S _{CB}	R	R
XT3	F	17/ 0.669	24/ 0.945	9.5/ 0.374	8.5/ 0.335	5/ 0.197	8/ 0.315	24/ 0.945	8.5/ 0.335	M8	8/ 70.8	-	-	R	-	S _{CB}	R	R
XT4	F	17/ 0.669	25/ 0.984	10/ 0.394	8.5/ 0.335	5/ 0.197	8/ 0.315	25/ 0.984	8.5/ 0.335	M8	8/ 70.8	-	-	R	-	S _{CB}	R	R
XT5	F	25/ 0.984	35/ 1.378	12/ 0.472	10.5/ 0.413	5/ 0.197	10/ 0.394	35/ 1.378	10.5/ 0.413	M10	28/ 247.82	R	-	R	-	S _{CB} ⁽¹⁾	R	R
XT6	F	40/ 1.575	50/ 1.969	12/ 0.472	2x7/ 0.276	5/ 0.197	5/ 0.197	50/ 1.969	2x7/ 0.276	M6	9/ 79.65	R	-	R	-	-	R	R
XT7 -	F	40/ 1.575	50/ 1.969	20/ 0.787	2x11/ 0.433	1x10/ 0.394	2x10/ 0.394	2x24/ 0.945	2x11/ 0.433	M10	18/ 159.31	R	-	-	R	-	R	R
XT7M																		

(1) Phase barriers 25 mm are mandatory according indications on instructions sheet


Extended front terminals - EF



Front extended terminal - F

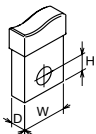


EF terminal with cable lug



EF terminal with busbar

CB	Vers.	Busbars dimensions MAX [mm/in]			Cables terminals [mm/in]		Tightening [Nm/lb-in]		Terminal covers height [mm/in]				Phase Separators Height [mm/in]					
		W	D	Ø	W	Ø	Terminal/ CB	Cable or busbar / Terminal	2/ 0.08	50/ 1.97	60/ 2.36	68/ 2.68	25/ 0.98	100/ 3.94	200/ 7.87			
XT1	F	20/ 0.787	4/ 0.157	8.5/ 0.335	20/ 0.787	8.5/ 0.335	M6	6/ 53.1	M8	9/ 79.7	-	R	-	-	-	S _T	R	
XT2	F	20/ 0.787	4/ 0.157	8.5/ 0.335	20/ 0.787	8.5/ 0.335	M6	6/ 53.1	M8	9/ 79.7	-	S _T	-	-	-	S _T	R	
XT3	F	20/ 0.787	6/ 0.236	10/ 0.394	20/ 0.787	10/ 0.394	M8	8/ 70.8	M10	18/ 159.3	-	-	R	-	-	S _T	R	
XT4	F	20/ 0.787	10/ 0.394	10/ 0.394	20/ 0.787	10/ 0.394	M8	8/ 70.8	M10	18/ 159.3	-	-	S _T	-	-	S _T	R	
XT5	F	32.5/ 1.28	10/ 0.394	11/ 0.433	32.5/ 1.28	11/ 0.433	M10	28/ 247.82	M10	18/ 159.3	-	-	R	-	-	S _T	R	
XT6	F	50/ 1.969	5/ 0.197	14/ 0.551	50/ 1.969	14/ 0.551	M6	9/ 79.97	M12	30/ 265.52	-	-	-	-	-	S _T	R	
XT7 -	F	50/ 1.969	2x10/ 0.394	4x11/ 0.433	4x20/ 0.787	11/ 0.433	M10	18/ 159.93	M10	40/ 354.03	-	-	-	R	-	S _T	R	
XT7M																		



W Width P Plug-in S_{CB} Supplied as standard with circuit breaker, not available in the loose terminals kit
H Hole height W Withdrawable S_T Supplied as standard with the terminals kit
D Depth Ø Diameter
F Fixed R On Request



Front extended spread terminal - F



ES terminal with cable lug



ES terminal with busbar



FCCu terminal



FCCu terminal with cable



FCCu terminal with busbar

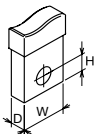
Front extended spread terminals - ES

CB	Vers.	Busbars dimensions MAX [mm/in]			Cables terminals [mm/in]		Tightening [Nm/lb-in]			Extended spread terminal covers		Phase separators height [mm/in]		
		W	D	Ø	W	Ø	Terminal/CB	Cable or busbar / Terminal			25/0.98	100/3.94	200/7.87	
XT1	F-P	25/0.984	4/0.157	8.5/0.335	25/0.984	8.5/0.335	M6	6/53.1	M8	9/79.7	-	-	-	S _T
XT2	F-P-W	30/1.181	4/0.157	10.5/0.413	30/1.181	10.5/0.413	M6	6/53.1	M10	18/159.3	-	-	-	S _T
XT3	F-P	30/1.181	4/0.157	10.5/0.413	30/1.181	10.5/0.413	M8	8/70.8	M10	18/159.3	-	-	-	S _T
XT4	F-P-W	30/1.181	10/0.394	10.5/0.413	30/1.181	10.5/0.413	M8	8/70.8	M10	18/159.3	-	-	-	S _T
XT5	F-P-W	40/1.575	10/0.394	11/0.433	40/1.575	11/0.433	M10	28/247.8	M10	18/159.3	R	-	-	S _T
XT6	F-W	80/3.15	5/0.197	3x13/0.512	3x45/1.772	13/0.512	M6	9/79.7	M12	30/265.5	R	-	-	S _T
XT7-XT7M	F	80/3.15	2x10/0.394	3x13/0.512	4x45/1.772	13/0.512	M10	18/159.3	M12	40/354	R	-	-	S _T

Terminals for copper cables - FCCu

CB	Type of terminal	Vers.	Cable		Inner dimensions [mm/in]	Tightening [Nm/lb-in]	L cable stripping [mm/in]	Terminal covers height [mm/in]			Phase separators height [mm/in]"		
			AWG/kcmil	mm ²				Cable or busbar / Terminal	2/0.08	50/1.97	60/2.36	25/0.98	100/3.94
XT1	internal ⁽¹⁾ F-P		1x14...1/0	1x2.5...70	12x12/0.472x0.472	7/62	12/0.47	-	R	-	S _{CB}	R	R
XT1	internal F-P		1x14...1/0	1x1.5...70	12x16/0.472x0.63	7/62	16/0.63	-	R	-	S _{CB}	R	R
XT2	internal F-P-W		1x14...1/0	1x1...95	14x14/0.551x0.551	7/62	14/0.55	-	R	-	S _{CB}	R	R
XT3	internal F-P		1x10...250	1x6...185	18x20/0.709x0.787	14/124	20/0.79	-	-	R	S _{CB}	R	R
XT4	internal F-P-W		1x10...250	1x6...185	18x20/0.709x0.787	14/124	20/0.79	-	-	R	S _{CB}	R	R

(1) Not suitable for MA trip units.



- W Width
- H Hole height
- D Depth
- F Fixed
- P Plug-in
- W Withdrawable
- Ø Diameter
- R On Request
- S_{CB} Supplied as standard with circuit breaker, not available in the loose terminals kit
- S_T Supplied as standard with the terminals kit

Power connection



Internal FCCuAl terminal for copper/aluminum cables



Internal FCCuAl terminal for copper and aluminum cable with take-up of auxiliary voltage



FCCuAl external terminal with cable



FCCuAl internal terminal with cable

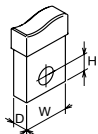


FCCuAl external terminal with cables

Terminals for copper/aluminium cables - FCCuAl

CB	Type of terminal	Vers.	Cable	Tightening		L cable stripping height	Terminal covers				Phase separators height			
				[Nm/lb-in]	[mm/in]		[mm/in]	[mm/in]	[mm/in]	[mm/in]	[mm/in]	[mm/in]		
			AWG/ kcmil	mm ²	Terminal/ CB	Cable or busbar/ Terminal	2/ 0.08	50/ 1.97	60/ 2.36	68/ 3.93	25/ 0.98	100/200/ 3.94	7.87	
XT1	internal	F-P	1x10...2/0	1x6...70	3.4/30	M4	≤10mm ² (8 AWG):4.5/40 >10mm ² (8 AWG) 9/80	14/0.55	-	R	-	-	S _{CB}	R R
	internal	F-P-W	1x14...1/0	1x2.5...50	2.5/22	3/16	≤10mm ² (8 AWG):4.5/40 >10mm ² (8 AWG) 5.7/50	15.5/0.61	-	R	-	-	S _{CB}	R R
XT2	internal	F-P-W	1x10...2/0	1x6...70	3.4/30	M4	≤10mm ² (8 AWG):4.5/40 >10mm ² (8 AWG) 9/80	14/0.55	-	R	-	-	S _{CB}	R R
	internal	F-P	1x14...1/0	1x2.5...50	9/80	slot	≤6mm ² (10 AWG) 2.3/20.4 >6mm ² (10AWG) 5.6/50	15.5/0.61	-	-	R	-	S _{CB}	R R
XT3	internal	F-P	1x4...300	1x35...150	9/80	M6	22.6/200	20/0.79	-	-	R	-	S _{CB}	R R
	internal	F-P-W	1x14...1/0	1x2.5...50	9/80	slot	≤6mm ² (10 AWG) 2.3/20.4 >6mm ² (10AWG) 5.6/50	15.5/0.61	-	-	R	-	S _{CB}	R R
XT4	internal	F-P-W	1x4...300	1x35...150	9/80	M6	22.6/200	20/0.79	-	-	R	-	S _{CB}	R R
	external ⁽¹⁾	F-P-W	1x3/0...350	1x95...185	10/88.5	M6	22.6/200	27/1	-	S _T	R	-	S _{CB}	R R
XT5	internal	F-P-W	1x6...350	1x35...185	28/250	M8	35/310		R	-	R	-	S _{CB}	R R
	internal	F-P-W	1x4/0...500	1x120...240	28/250	M8	43/380		R	-	R	-	S _{CB}	R R
XT6	external	F-P-W	2x2/0...500	2x70...240	28/250	M8	31/275		-	-	R	-	S _T	R
	internal	F-W	2x250-500	2x120...240	5/44	M8	31/275		-	-	S _T	-	-	-
XT7	external	F-W	3x2/0...400	3x70...185	9/80	M10	34/300.92(2/0-4/0) 43/380.58(250-400)		-	-	S _T	-	-	-
	external	F	4x4/0...500	4x120...240	18/160	M10	43/380	30/1.18	-	-	-	S _T	-	-
XT7	external	F	3x500...750	4x240...380	18/160	M10	67/593	30/1.18	-	-	-	S _T	-	-

(1) To be mounted on EF terminals supplied with the kit



W Width
H Hole height
D Depth
F Fixed
P Plug-in
W Withdrawable
Ø Diameter
R On Request
S_{CB} Supplied as standard with circuit breaker, not available in the loose terminals kit
S_T Supplied as standard with the terminals kit



Terminal for flexible busbars (FB)



FB terminal with flexible busbars

Terminals for flexible busbars - FB

CB	Type of terminal	Vers.	Busbar dimensions MIN [mm]			Busbar dimensions MAX [mm]			Tightening [mm]	Terminal covers height [mm/in]			Phase separators height [mm/in]		
			W	D	Nr	W	D	Nr		Cable or busbar/ Terminal	2/ 0.08	50/ 1.97	60/ 2.36	25/ 0.98	100/ 3.94
XT1	internal	F-P	10/ 0.394	0.8/ 0.031	2/ 0.078	10/ 0.394	0.8/ 0.031	9/ 0.354	7/ 61.95	-	R	-	S _{CB}	R	R
XT2	internal	F-P-W	10/ 0.394	0.8/ 0.031	2/ 0.078	10/ 0.394	0.8/ 0.031	9/ 0.354	7/ 61.95	-	R	-	S _{CB}	R	R
XT3	internal	F-P	16/ 0.629	0.8/ 0.031	2/ 0.078	16/ 0.629	0.8/ 0.031	10/ 0.394	14/ 123.91	-	-	R	S _{CB}	R	R
XT4	internal	F-P-W	16/ 0.629	0.8/ 0.031	2/ 0.078	16/ 0.629	0.8/ 0.031	10/ 0.394	14/ 123.91	-	-	R	S _{CB}	R	R



Multi-cable terminals (MC)



Multi-cable terminals with cables

Multi-cable terminals - MC Cu⁽¹⁾

CB	Type of terminal	Vers.	Cable		Tightening [Nm/lb-in]	L cable stripping [mm/in]	Terminal covers height [mm/in]			Phase separators height [mm/in]				
			AWG/ kcmil	mm ²			Terminal/ CB	Cable or busbar/ Terminal	2/ 0.08	50/ 1.97	60/ 2.36	25/ 0.98	100/ 3.94	200/ 7.87
XT1	external	F-P	6x14...2	6x2.5...35	6/53.1	7/61.95	10, 20, 30 / 0.394, 0.787, 1.181	-	S _T	-	-	-	-	-
XT2	external	F-P-W	6x14...2	6x2.5...35	6/53.1	7/61.95	10, 20, 30 / 0.394, 0.787, 1.181	-	S _T	-	-	-	-	-
XT3 ⁽²⁾	external	F-P	6x12...2	6x2.5...35	8/70.8	7/61.95	15, 30 / 0.591, 1.181	-	-	S _T	-	-	-	-
XT4 ⁽²⁾	external	F-P-W	6x12...2	6x2.5...35	8/70.8	7/61.95	15, 30 / 0.591, 1.181	-	-	S _T	-	-	-	-

(1) Installation on load side only
 (2) Take up auxiliary voltage device included



Rear horizontal terminals (R)



R terminal with horizontal busbar

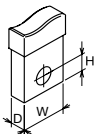


R terminal with vertical busbar

Rear horizontal terminals - R

CB	Vers.	Busbar dimensions MAX [mm]				Tightening [Nm/lb-in]	Terminal covers height [mm/in]			Phase separators height [mm/in]					
		W	H	D	Ø		Terminal/CB	Cable or busbar/ terminal	2/ 0.08	50/ 1.97	60/ 2.36	25/ 0.98	100/ 3.94	200/ 7.87	
XT1 ⁽¹⁾	F	15/ 0.590	7.5/ 0.295	5/ 0.196	6.5/ 0.255	M5	5/44.2	M6	6/53.1	S _T	-	-	-	-	-
XT2	F	20/ 0.787	9/ 0.354	4/ 0.157	8.5/ 0.335	M6	6/53.1	M8	6/53.1	S _T	-	-	-	-	-
XT3	F	20/ 0.787	9/ 0.354	6/ 0.236	8.5/ 0.335	M8	8/70.8	M8	8/70.8	S _T	-	-	-	-	-
XT4	F	20/ 0.787	9/ 0.354	6/ 0.236	8.5/ 0.335	M8	8/70.8	M8	8/70.8	S _T	-	-	-	-	-
XT5	F	30/ 1.181	20/ 0.787	10/ 0.394	11/ 0.433	M10	28/247.8	M10	18/159.3	S _T	-	-	-	-	-
XT6	F	50/ 1.968	20/ 0.787	5/ 0.197	14/ 0.551	M6	18/159.3	M12	30/265.5	S _T	-	-	-	-	-

(1) Not suitable for MA trip units



W Width P Plug-in S_{CB} Supplied as standard with circuit breaker, not available in the loose terminals kit
 H Hole height W Withdrawable S_T Supplied as standard with the terminals kit
 D Depth Ø Diameter
 F Fixed R On Request

Power connection



Rear orientable terminal - HR VR

Rear horizontal terminals - R

CB	Vers.	Busbar dimensions MAX [mm/in]				Tightening [Nm/lb-in]			Terminal covers height [mm/in]			Phase separators height [mm/in]		
		W	H	D	Ø	Terminal/CB	Cable or busbar/terminal	2/0.08	-	68/2.36	25/0.98	100/3.94	200/7.87	
XT7 - F		50/	14/	2x10/	2x11/	M10	20/	M10	40/	S _T	-	-	-	-
XT7 M		1.96	0.55	0.394	0.433		177.01		354.02					

Terminals for fixed part

Extended front terminals for fixed part - EF

CB	Vers.	Busbars dimensions MAX [mm/in]			Cables terminals [mm/in]		Tightening [Nm/lb-in]			Phase separators height [mm/in]		
		W	D	Ø	W	Ø	Terminal/CB	Cable or busbar/ Terminal	100/3.94	200/7.87		
XT1	P	20/0.787	5/0.197	6.5/0.335	21/0.827	6.5/0.256	M6	6/53.1	M6	9/79.7	S _T	R
XT2	P-W	20/0.787	5/0.197	6.5/0.335	21/0.827	6.5/0.256	M6	6/53.1	M6	9/79.7	S _T	R
XT3	P	25/0.984	8/0.315	8.5/0.335	30/1.181	8.5/0.335	M6	6/53.1	M8	18/159.3	S _T	R
XT4	P-W	25/0.984	8/0.315	8.5/0.335	30/1.181	8.5/0.335	M6	6/53.1	M8	18/159.3	S _T	R
XT5	P-W	25/1.180	15/0.591	10/0.397	30/1.182	10/0.397	-	-	M10	18/159.3	S _T	R
XT6	W	50/1.968	5/0.197	14/0.551	50/1.97	14/0.551	-	9/19.65	M14	30/265.5	-	-
XT7	W	50/1.968	2x 10/0.394	11/0.433	4x 20/0.787	11/0.433	M5	12/106.2	M10	40/354	-	-



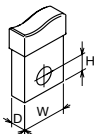
EF terminals for fixed part

Rear flat horizontal terminals for fixed part - HR

CB	Vers.	Busbars dimensions MAX [mm/in]			Cables terminals [mm/in]		Tightening [Nm/lb-in]		Rear Separators [mm/in]	
		W	D	Ø	W	Ø	Terminal/CB	Cable or busbar/ Terminal	90/3.543	
XT1	P	20/0.787	4	8.5/0.335	20/0.787	8.5/0.335	6/53.1	9/79.7	R	
XT2	P-W	20/0.787	4	8.5/0.335	20/0.787	8.5/0.335	6/53.1	9/79.7	R	
XT3	P	25/0.984	6	8.5/0.335	25/0.984	8.5/0.335	6/53.1	9/79.7	R	
XT4	P-W	25/0.984	10	8.5/0.335	25/0.984	8.5/0.335	6/53.1	9/79.7	R	
XT5 400A	P-W	25/0.984	5/0.197	11/0.433	25/0.984	11/0.433	-	18/159.4	R	
XT5 600A	P-W	40/1.575	8/0.315	11/0.433	40/1.575	11/0.433	-	18/159.4	R	
XT6	W	50/1.969	5/0.197	14/0.551	50/1.969	14/0.551	-	30/265.6	-	
XT7 - XT7 M	W	50/1.969	2x10/0.394	2x11/0.433	4x20/0.787	11/0.433	12/106.2	40/354.2	-	



HR terminals for fixed part XT1...XT4




W Width	P Plug-in	S _{CB} Supplied as standard with circuit breaker, not available in the loose terminals kit
H Hole height	W Withdrawable	S _T Supplied as standard with the terminals kit
D Depth	Ø Diameter	
F Fixed	R On Request	



VR terminals for fixed part XT1...XT4

Rear flat vertical terminals for fixed part - VR

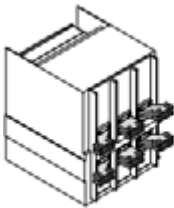
CB	Vers.	Busbars dimensions MAX [mm/in]			Cables terminals [mm/in]		Tightening [Nm/lb-in]	Rear Separators [mm/in]	
		W	D	Ø	W	Ø	Terminal/CB	Cable or busbar/ Terminal	90/3.543
XT1	P	20/0.787	4	8.5/0.335	20/0.787	8.5/0.335	6/53.1	9/79.7	R
XT2	P-W	20/0.787	4	8.5/0.335	20/0.787	8.5/0.335	6/53.1	9/79.7	R
XT3	P	25/0.984	6	8.5/0.335	25/0.984	8.5/0.335	6/53.1	9/79.7	R
XT4	P-W	25/0.984	10	8.5/0.335	25/0.984	8.5/0.335	6/53.1	9/79.7	R
XT5 400A	P-W	25/0.984	5/0.197	11/0.433	25/0.984	11/0.433	-	18/159.4	R
XT5 600A	P-W	40/1.575	8/0.315	11/0.433	40/1.575	11/0.433	-	18/159.4	R
XT6	W	50/1.969	5/0.197	14/0.551	50/1.969	14/0.551	-	30/265.6	-
XT7 - XT7 M	W	50/1.969	2x10/0.394	2x11/0.433	4x20/0.787	11/0.433	12/106.2	40/354.2	-



Extended front terminal - HR VR

Front extended spread terminals for fixed part - ES

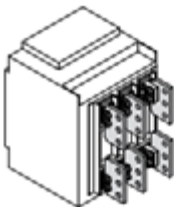
CB	Vers.	Busbars dimensions MAX [mm/in]			Cables terminals [mm/in]		Tightening [Nm/lb-in]	Rear Separators [mm/in]		
		W	D	Ø	W	Ø	Terminal/CB	Cable or busbar/ Terminal	100/3.94	200/7.87
XT7 - XT7 M	W	80/3.15	2x10/0.394	3x13/0.511	4x45/1.771	13/0.511	M6 12/106.2	M12 40/354.2	R	R



Horizontal rear terminals - SHR

Horizontal rear spread terminals for fixed part - SHR

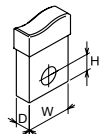
CB	Vers.	Busbar dimensions MAX [mm]			Cable terminals [mm]		Tightening [Nm/lb-in]	Cable or busbar/ Terminal	
		W	D	Ø	W	Ø	Terminal/CB	Cable or busbar/ Terminal	
XT7 - XT7 M	W	60/2.362	2x10/0.394	2x11/0.433	4x30/1.18	11/0.433	M10 40/354.2	M10 40/354.2	



Terminal for cable FcCuAl 4x240mm² - FCCuAl

Front copper/aluminium cables for fixed part - FCCuAl

CB	Vers.	Cables terminals [mm/in]		Tightening [Nm/lb-in]	Cable or busbar / Terminal	
		Rigid	Flexible	Terminal/CB		
XT7 - XT7 M	W	6x25/0.984	6x25/0.984	M10 48/425	M12 70/620	
		4x35/1.378	4x35/1.378	M14		



- W Width
- H Hole height
- D Depth
- F Fixed
- P Plug-in
- W Withdrawable
- Ø Diameter
- R On Request
- S_{CB} Supplied as standard with circuit breaker, not available in the loose terminals kit
- S_T Supplied as standard with the terminals kit

Auxiliary contacts - AUX

The SACE Tmax XT circuit breakers can be equipped with auxiliary contacts that signal the status of the breaker and can be routed outside the circuit breaker itself. The following information is available:

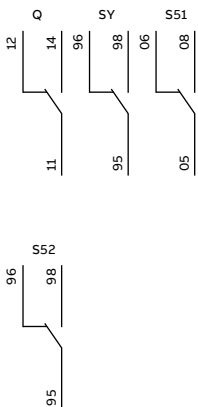
- **open/closed (Q):** indication of the status of the circuit breaker power contacts;
- **trip (SY):** signals that the circuit breaker is opening due to the intervention of the trip unit, or to the intervention residual current device, or to the opening of undervoltage/shunt opening releases, or to the use of the emergency opening pushbutton of the motor operator, or to the use of the test button;
- **trip unit tripping (S51):** indicates that one of the protection functions of the electronic or thermal-magnetic trip unit has tripped. In case of the Tmax XT5 equipped with thermal-magnetic trip unit and residual current device, S51 is activated also by the intervention of the residual current device.
- **YO/YU tripping (S52):** indicates that the under voltage or shunt opening release has been activated. The signaling depends on the service release used. For Tmax XT6 S52 can be used only with YU and is not available for YO. For Tmax XT5, in case of YO, shunt opening release must be permanently supplied to maintain the S52 signal.

AUX for XT1, XT2, XT3, XT4, XT5 and XT6

Circuit -breakers	XT1-XT3		XT2-XT4		XT5			XT6					
AUX	Q	SY	Q	SY	S51	Q	SY	S51	S52	Q	SY	S51	S52
24V DC	■	■	■	■	■	■	■	■	■	■	■	■	■
250V AC/DC	■	■	■	■	■	■	■	■	■	■	■	■	■
400V AC	-	-	■	■	-	■	■	-	-	-	-	-	-

24V DC and 250V AC/DC auxiliary contacts

Auxiliary contacts Q (open/closed), SY (trip), S51 (trip unit tripping) and S52 (YO/YU tripping) status during sequences



Actions		Q	SY	S51	S52
Normal Sequence	CB Opened	12	96	06	26
	CB Closed	14	96	06	26
Trip sequence (caused by: Trip Test)	CB Opened	12	96	06	26
	CB Closed	14	96	06	26
	CB Tripped	12	98	06	26
	CB Reset	12	96	06	26
	CB Tripped	12	98	08	26
Trip sequence (caused by: trip unit)	CB Opened	12	96	06	26
	CB Closed	14	96	06	26
	CB Tripped	12	98	08	26
	CB Reset	12	96	06	26
Trip sequence (caused by: YU / YO)	CB Opened	12	96	06	26
	CB Closed	14	96	06	26
	CB Tripped	12	98	06	28
	CB Reset	12	96	06	26

Signaling



Cabled auxiliary contact



Uncabled auxiliary contact



Cabled auxiliary contact for withdrawable circuit breaker

250V AC/DC and 24V AC/DC auxiliary contacts are installed without the need for any screws. They are extremely easy to fit. Simply apply a slight pressure in the appropriate place. The following versions of auxiliary contacts are available:

- cabled (AWG20 cable section -0.5mm²):
 - for fixed/plug-in circuit breakers with 3.28ft long cables;
 - for withdrawable circuit breakers with fixed part and moving part connector;
- not cabled:
 - for fixed/plug-in circuit breakers with cables from AWG 20 up to AWG 15 cross-section.

Auxiliary contacts are supplied for each circuit breaker in the SACE XT family in various different combinations, as shown in the table. The following items can be ordered to make the installation even more flexible:

- an uncabled auxiliary contact can generate different signals (Q, SY or S52) according to the position where the circuit breaker is installed;
- an uncabled S51 auxiliary contact, which can be used for XT2, XT4, XT5 and XT6 circuit breakers;
- a cabled auxiliary contact, with unnumbered cables. It can generate different signals (Q, SY or S52) according to the position where the circuit breaker is installed.

Combinations of cabled auxiliary contacts with numbered cables	XT1	XT2	XT3	XT4
	3/4p	3/4p	3/4p	3/4p
1Q 1SY 24V DC	F-P	F-P-W	F-P	F-P-W
3Q 1SY 24V DC	-	F-P-W	F-P	F-P-W
1S51 24V DC	-	F-P-W	-	F-P-W
1Q 1SY 250V AC/DC	F-P	F-P-W	F-P	F-P-W
2Q 2SY 1S51 250V AC/DC	-	F-P-W	-	F-P-W
3Q 2SY 250V AC/DC	-	F-P-W	-	F-P-W
3Q 1SY 250V AC/DC	-	F-P-W	F-P	F-P-W
1S51 250V AC/DC	-	F-P-W	-	F-P-W
2Q 1SY 250V AC/DC	F-P	F-P	F-P	F-P
3Q on the left 250V AC/DC	F-P	F-P	F-P	F-P

F = Fixed, P = Plug-in, W = Withdrawable

Combinations of cabled auxiliary contacts with numbered cables	XT5	XT6
	Thermal-magnetic and Ekip Dip trip unit	Ekip Touch and Hi-Touch trip unit
1Q + 1SY on the left 24V DC	F-P	-
1Q + 1SY 24V DC	F-P-W	F-P-W
3Q + 1SY 24V DC	F-P-W	F-P-W
1S51 24V DC	F-P-W	F-P-W
1S52 24V DC	F-P-W	F-P-W
1Q + 1SY on the left 250V AC/DC	F-P	-
1Q + 1SY 250V AC/DC	F-P-W	F-P-W
2Q + 1SY 250V AC/DC	F-P-W	F-P-W
3Q + 1SY 250V DC	F-P-W	F-P-W
1S51 250V AC/DC	F-P-W	F-P-W
1S52 250V AC/DC	F-P-W	F-P-W

F = Fixed, P = Plug-in, W = Withdrawable

Auxiliary contacts 24V DC - 250V AC/DC

	3-pole circuit breaker	4-pole circuit breaker
XT1		
XT3		
XT2 XT4		
XT2 XT4 with Ekip Touch and Hi-Touch trip units		
XT5		
XT5 with Ekip Touch and Hi-Touch trip units		
XT6		

Signaling

AUX 250V AC/DC - Electrical specifications

Power supply voltage	Operating current according to the utilization category					
	AC-15	AC-14	AC-13	DC-14	DC-13	DC-12
250V AC	4 A	5 A	6 A	-	-	-
125V AC	5 A	6 A	6 A	-	-	-
250V DC	-	-	-	0.03 A	0.03 A	0.3 A
110V DC	-	-	-	0.05 A	0.05 A	0.5 A

AUX 24V DC - Electrical specifications

Power supply voltage	Operating current
5 V DC	0.001 A
30 V DC	0.1 A

400V AC auxiliary contacts

400V AC auxiliary contacts are available only for the XT2, XT4 and XT5 circuit breakers in the following versions:

- cabled (AWG17 cable section -1mm²):
 - for fixed/plug-in circuit breakers with 3.28ft long cables;
 - for withdrawable circuit breakers with a fixed part and moving part connector.

With the XT2 and XT4, the 400V auxiliary contacts take up the whole right-hand slot of the circuit breaker. For the XT5 1Q+1SY, the 400V auxiliary contacts are available only with thermal-magnetic or Ekip Dip trip units.



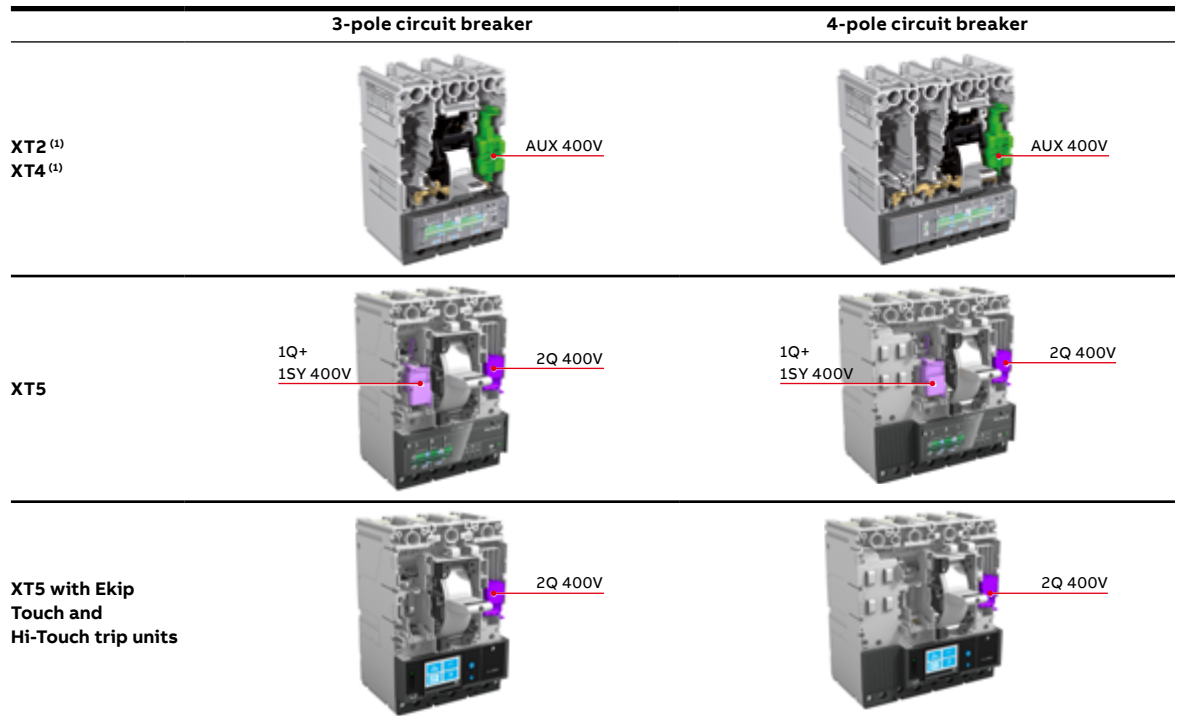
Cabled auxiliary contact

Combinations	XT2	XT4	XT5
	3/4p	3/4p	3/4p
1Q 1SY 400V	F-P-W	F-P-W	F-P-W ⁽¹⁾
2Q 400V	F-P-W	F-P-W	F-P-W

F = Fixed, P = Plug-in, W = Withdrawable

(1) Only for circuit breakers with thermal-magnetic or Ekip Dip trip units.

400V AC auxiliary contacts



(1) Not available with Ekip Touch and Hi-Touch trip units

AUX 400V AC - Electrical specifications

Power supply voltage [V]	Operating current [A]	
	AC	DC
125 AC/DC	-	0.5
250 AC/DC	12	0.3
400 AC ⁽¹⁾	3	-

(1) Only ENEC approved

Signaling

AUX for XT7 and XT7 M

Circuit -breakers	XT7				XT7 M		
	Q	SY	S51	S52	Q	S51	RTC
24V DC	■	■	■	■	■	■	■
250V AC/DC	■ ⁽¹⁾	■ ⁽¹⁾	■	■	■ ⁽¹⁾	■	■
400V AC	■	■	-	-	■	-	-

(1) Same commercial code of AUX 400V


Open / closed auxiliary contacts - Q

The XT7 and XT7 M circuit breakers can be equipped with auxiliary contacts that signal the open or closed status of the circuit breaker. The contacts are available in the following configurations:

Open / closed auxiliary contacts (AUX 4Q)	XT7	XT7 M
4 auxiliary contacts	4Q 400V AC/DC	■
	4Q 24V DC	■
	2Q 400V AC/DC + 2Q 24V DC	■
15 auxiliary contacts	15Q 400V AC/DC	■
	15Q 24V DC	■

	400V/250V AC/DC contact	24V DC contact
Type	Changeover contacts	Changeover contacts
Minimum load	100mA @ 24V	1mA @ 5V
Breaking capacity		
DC	24V	-
	125V	0.3A @ 10ms
	250V	0.15A @ 10ms
AC	250V	5A @ cosφ 1
		5A @ cosφ 0.7
		5A @ cosφ 0.3
	400V	3A @ cosφ 1
		2A @ cosφ 0.7
		1A @ cosφ 0.3

The AUX 15Q is an alternative to the mechanical interlock (MI), the DLC for XT7 M lock or the DLP lock if mounted on the right side.



Open and close auxiliary contacts



15 auxiliary contacts

Trip auxiliary contact - SY

The XT7 circuit breakers can be equipped with auxiliary contacts that signal that the circuit breaker is opening due to the intervention of the trip unit, or to the opening of undervoltage/shunt opening releases, or to the use of the test button. The contacts are available in the following configurations:

		400V/250V AC/DC contact	24V DC contact
Type		Switching	Switching
Minimum load		100mA @ 24V	1mA @ 5V
Breaking capacity			
DC	24V	-	0.1A
	125V	0.3A	-
	250V	0.15A	-
AC	250V	12A	-
	400V	3A	-

Contact signaling the tripping of the protection unit Ekip – S51

This contact signals the opening of the circuit breaker after the Ekip protection trip unit has tripped. The contact is available for the XT7 and XT7 M.

For the XT7 M circuit breaker, the closing operation can be carried out only after the “TU Reset” push-button has been restored to its normal operating position. The switching contact can also be associated with an optional accessory for remote resetting - YR.



Contact signaling the tripping of the Ekip trip unit protection - S51

		250V AC/DC contact	24V DC contact
Type		Switching	Switching
Minimum load		100mA @ 24V	1mA @ 5V
Breaking capacity			
DC	24V	-	0.1A
	250V	0.5A @ 0ms / 0.2A @ 10ms	-
	AC	250V	3A @ cosφ 0.7

Contact signaling tripping of the YO/YU – S52

This contact signals that the undervoltage (YU) or the shunt opening release (YO) have been activated. The contact is the same and depends on the service release mounted in the dedicated position.

It is available for the XT7 only.

		250V AC/DC contact	24V DC contact
Type		Switching	Switching
Minimum load		100mA @ 24V	1mA @ 5V
Breaking capacity			
DC	24V	-	0.1A
	250V	0.5A @ 0ms / 0.2A @ 10ms	-
AC	250V	3A @ cosφ 0.7	-

Signaling

Auxiliary Position Contacts – AUP

Auxiliary position contacts provide information about the position of the circuit breaker in relation to the fixed part of plug-in or withdrawable versions.

Three types of position contacts (AUPs) are available:

- racked-in contact for all plug-in and withdrawable Tmax XT circuit breakers;
- racked-out contact for all withdrawable Tmax XT circuit breakers;
- test contact for withdrawable Tmax XT5, XT6, XT7 and XT7 M circuit breakers.

Circuit breaker		Max number of racked-in contacts	Max number of test contacts	Max number of racked-out contacts	Max number of AUP
XT1	3/4 poles	4	-	-	4
XT2	3 poles	2	-	2	4
	4 poles	4	-	2	6
XT3	3/4 poles	4	-	-	4
XT4	3/4 poles	4	-	2	6
XT5	3/4 poles	3	1	1	5
XT6	3/4 poles	3	1	1	5
XT7	3/4 poles	2	2	2	6
XT7 M	3/4 poles	2	2	2	6

Auxiliary position contacts, which provide electrical signaling of the circuit breaker position in relation to the fixed part, are available in the following versions:

AUP	XT1	XT2	XT3	XT4	XT5	XT6	XT7	XT7 M
24V DC	■	■	■	■	■	■	■	■
250V AC/DC	■	■	■	■	■	■	■ ⁽¹⁾	■ ⁽¹⁾
400V AC	-	-	-	-	-	-	■	■

(1) Same commercial code of AUX 400V

AUP for XT1, XT2, XT3 and XT4

AUX 250V AC - Electrical specifications

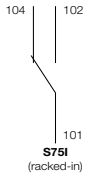
Power supply voltage [V]	Operating current according to the utilization category					
	AC-15	AC-14	AC-13	DC-14	DC-13	DC-12
250V AC	4 A	5 A	6 A	-	-	-
125V AC	5 A	6 A	6 A	-	-	-
250V DC	-	-	-	0.03 A	0.03 A	0.3 A
110V DC	-	-	-	0.05 A	0.05 A	0.5 A

AUX 24V DC - Electrical specifications

Power supply voltage	Operating current
5V DC	0.001 A
24V DC	0.1 A




Auxiliary position contact



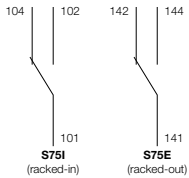
Plug-in circuit breaker with racked-in contact



S75I=104




S75I=102




Withdrawable circuit breaker with racked-in/racked-out contacts



S75I=102
S75E=144



S75I=102
S75E=142



S75I=104
S75E=142

AUP for XT5 and XT6

AUX 25V AC/DC - Electrical specifications

Power supply voltage	Operating current according to class of use					
	AC-15	AC-14	AC-13	DC-14	DC-13	DC-12
250V AC	4A	5A	6A	-	-	-
125V AC	5A	6A	6A	-	-	-
250V DC	-	-	-	0.03A	-	0.3A
110V AC	-	-	-	0.05A	-	0.5A

AUX 25V DC - Electrical specifications

Power supply voltage	Operating current
5V DC	0.001A
24V DC	0.1A

AUP for XT7 and XT7 M

		400V/250V AC/DC contact	24V DC contact
Type		Changeover contacts	Changeover contacts
Minimum load		100mA @ 24V	1mA @ 5V
Breaking capacity			
DC	24V	-	0.1A
	125V	0.3A @ 10ms	-
	250V	0.15A @ 10ms	-
AC	250V	5A @ cosφ 1	-
		5A @ cosφ 0.7	-
		5A @ cosφ 0.3	-
	400V	3A @ cosφ 1	-
		2A @ cosφ 0.7	-
		1A @ cosφ 0.3	-



Auxiliary position contact



Auxiliary position contacts - AUP

Signaling



—
Early Auxiliary Contacts

Early Auxiliary Contacts – AUE

Early closing auxiliary contacts: these allow the undervoltage release to be supplied before the main contacts close, in accordance with IEC 60204-1 and VDE 0113 standards. Early opening auxiliary contacts: these allow any electronic devices connected to the system to be disconnected in advance before the system is damaged by an overvoltage caused by the circuit breaker opening. The early opening/closing auxiliary contacts can be installed inside the direct and transmitted rotary handle operating mechanisms for all the SACE Tmax XT family circuit breakers except for the XT7 (max two contacts @ 400V):

- the cabled version includes 3.28ft long cables (AWG20 cable sections);
- a dedicated code is available in the withdrawable version which includes the connector for the moving and fixed parts;

For the XT7 with a lever operating mechanism, these are mounted directly on the circuit breaker.

	XT1	XT2	XT3	XT4	XT5	XT6	XT7	XT7 M
AUE closing	■	■	■	■	■	■	■	-
AUE opening	■	■	■	■	-	-	-	-

Early Auxiliary Contacts – AUE for XT7

400V/250V AC/DC contact		
Type	Switching	
Minimum load	100mA @ 24V	
Breaking capacity		
DC	125V	0.3A
	250V	0.15A
AC	250V	12A
	400V ⁽¹⁾	3A

(1) Only ENEC approved



— Ready to close signaling contact

Ready to close signaling contact - RTC

The ready to close signaling contact – RTC – indicates that the circuit breaker is ready to receive the closing command and is available only for the XT7 M. The circuit breaker is ready to close when the following conditions are fulfilled:

- the circuit breaker is open
- the springs are loaded
- there are no opening command or locks on the opening command
- the circuit breaker is reset following tripping of the Ekip protection trip unit.

		250V AC/DC contact	24V DC contact
Type		Switching	Switching
Minimum load		100mA @ 24V	1mA @ 5V
Breaking capacity			
DC	24V	-	0.1A
	250V	0.5A @ 0ms / 0.2A @ 10ms	-
	250V	3A @ cosφ 0.7	-
AC	250V	3A @ cosφ 0.7	-

Contact signaling loaded springs - S33 M/2

This contact is available for XT7 M only and signals the spring status of the circuit breaker operating mechanism. It is available in both 400V AC/DC and 24V DC versions and it is not included in the motor but must be order separately.

		400V AC/DC contact	24V DC contact
Type		Changeover contacts	Changeover contacts
Minimum load		100mA @ 24V	1mA @ 5V
Breaking capacity			
DC	24V	-	0.1A
	125V	0.3A @ 10ms	-
	250V	0.15A @ 10ms	-
AC	250V	5A @ cosφ 1	-
		5A @ cosφ 0.7	-
		5A @ cosφ 0.3	-
	400V	3A @ cosφ 1	-
		2A @ cosφ 0.7	-
		1A @ cosφ 0.3	-

Mechanical signaling of tripping the protection trip unit - TU Reset

XT7 M circuit breakers are always equipped with a mechanical device that signals the tripping status of the protection trip units. After the Ekip trip unit has been tripped due to an electrical fault, the signaling device clearly indicates the tripping status on the front of the circuit breaker. The circuit breaker can be reset only after the signaling pushbutton has been restored to its normal operating position.



— TU Reset

Operating mechanism

		XT1	XT2	XT3	XT4	XT5	XT6	XT7	XT7 M
Rotary handle operating mechanism	RHD - Direct rotary handle	■	■	■	■	■	■	■	-
	RHE - Transmitted rotary handle	■	■	■	■	■	■	■	-
	RHE_LH - Wide ("pistol") transmitted rotary handle	■	■	■	■	-	-	-	-
	RHS - Side rotary handle	■	■	■	■	■	-	-	-
	Conversion kit for telescopic rod	-	-	-	■	■	■	■	-
Flange handle operating mechanism	FH - Cable operated flange handles		■	■	■	■	-	-	-
NFPA handle	NFPA		■	■	■	■	-	-	-
Front lever op. mech.	FLD - Front for locks		-	■	-	■	■	-	-
Toggle extension	Toggle extension for operating circuit breaker		-	-	-	■	■	■	-


Rotary handle operating mechanism

This is an operating device that allows the circuit breaker to be operated by means of a rotary handle, which makes the circuit breaker easier to open and close thanks to its ergonomic handgrip.

Different types of handles are available:

- direct (RHD): installed on the panel door for frontal operation;
- transmitted (RHE): installed on the panel door. It allows the circuit breaker to be operated by means of a rod which acts on a base installed on the front of the circuit breaker. A version (RHE-PL) with padlock on the base is also available;
- lateral (RHS): installed directly on the front of the circuit breaker for side operations.

For the XT1, XT2, XT3 and XT4 a large handle grip (LH) is also available, which can be combined with the transmitted handle (RHE) and with the lateral handle (RHS).



(1) Available for XT5 only

All rotary handles are available in two versions:

- standard: grey color;
- emergency color: red on a yellow background. Suitable for operating machine tools.

Transmitted rotary handles can be ordered in the following ways:

- by one single commercial code (for RHD, RHE, RHS L/R);
- by listing the commercial codes of the following three components (for RHE only):
 - the base of the rotary handle to be fixed onto the circuit breaker (RHE_B);
 - a 19.68in transmission rod (RHE_S). The minimum and maximum distances between the fixing plate and the door are 2.38in and 18.5in respectively;
 - a rotary handle on the compartment door with a normal standard handgrip (RHE_H, RHE_H LH) or emergency handgrip (RHE_H_EM, RHE_H_EM LH).

To install the lateral rotary handle (RHS) on the XT5, the transmitted rotary handle (RHE code) and the conversion kit (from RHE to RHS) must be ordered.

The use of the rotary handle is an alternative to the motor operator and to all accessories mounted on the front of the circuit breaker.

The rotary handles can be locked by means of a wide range of key locks and padlocks (see the Chapter "Safety and Protection" - section "Locks").

The direct and transmitted rotary handle operating mechanisms allow early closing auxiliary contacts to be used when closing to supply the undervoltage release before the circuit breaker closes.

For the XT5, XT6 and XT7 there is a special version of the RHD and RHE_B with an additional padlock (2PLL). For XT1 and XT4 there is a special version of RHE with an additional padlock on the base (2PLL).

Fig. 1
RHD XT5
additional padlock



Fig. 2
RHE XT5
additional padlock



Fig. 3
RHD XT7
additional padlock



Fig. 4
RHE XT7
additional padlock

Fig. 1

Fig. 3

Fig. 2

Fig. 4

Conversion kit for telescopic rod

This device must be installed on the rod of the extended rotary handle (RHE) and allows the panel door to be closed even with the withdrawable circuit breaker in the racked-out position.

Operating mechanism



Flange handle

Flange handle

Installed on the panel door. It allows fixed circuit breakers to be operated in accordance with NFPA and UL508A Standards by means of cables of different length (4',6',10'), which act on a base installed on the front of the circuit breaker. Two different versions of handles are available in order to fully meet the Standard prescriptions required by the application: NEMA 1, 3, 12, 4 metallic and NEMA 1, 3, 12, 4, 4X non-metallic.



NFPA handle

NFPA handle

Thanks to this handle mounted on the shaft of the RHE mechanism, the operator is allowed to operate the circuit breaker and to lock it in OFF position by means of an embedded padlock device also in case of panel door open, as prescribed by the Standards NFPA 79 and UL508A.



Front for the operating lever mechanism

Front for the lever operating mechanism

This device can be installed on the front of the circuit breaker and for withdrawable circuit-breakers inside switchboards, it allows the IP40 degree of protection to be maintained for the whole insulation run of the circuit breaker.

It is always fitted with a compartment door lock and with a slot for a padlock device in the open position (0.236in Ø stem up to three padlocks - not supplied) which prevents closing the circuit breaker and the compartment door.

The front for the lever operating mechanism can only be installed on the XT2, XT4, XT5 and XT6 circuit-breakers. The front for the lever operating mechanism can be fitted with a wide range of key locks and padlocks (see the Chapter "Safety and Protection" - section "Locks").

The use of the front for the lever operating mechanism is an alternative to the motor operator and to all of the front type accessories.

Toggle extension

This device can be used to easily operate the toggle of the circuit breaker, during manual closing and opening operations.

The device is removable and does not need screws in order to mount and operate it.

Remote control

Remote control		XT1	XT2	XT3	XT4	XT5	XT6	XT7	XT7 M
Service release	SOR - Shunt opening release	■	■	■	■	-	-	-	-
	UVR - Undervoltage release	■	■	■	■	-	-	-	-
	YO - Shunt opening release	-	-	-	-	■	■	■	■
	YU - Undervoltage release	-	-	-	-	■	■	■	■
	YC - Shunt closing release	-	-	-	-	-	-	-	■
Remote reset	YR - Resetting remotely	-	-	-	-	-	-	-	■
YO/YU Test Unit	YO/YC Test Unit	■	■	■	■	■	■	■	■
Time delay device for YU	UVD - Time delay device for YU	■	■	■	■	■	■	■	■
Motor operator	MOD	■	-	■	-	-	-	-	-
	MOE	-	■	-	■	■	■	-	-
	MOE-E	-	■	-	■	■	-	-	-
	M - Motor	-	-	-	-	-	-	-	■

Service releases

The SACE Tmax XT circuit breakers can be fitted with service releases (shunt opening release, shunt closing release for XT7M only and undervoltage release).

XT1, XT2, XT3 and XT4

Shunt opening release – SOR

This allows the circuit breaker to open by means of a non-permanent electrical control. Release operation is guaranteed for voltage between 70% and 110% of the rated power supply voltage U_n , in both alternating and direct current. The SOR is equipped with a built-in limit contact to shut-off the power supply in the open position with the trip unit tripped.

A remote-controlled emergency opening command can be generated by connecting an opening button to the SOR.



Cabled SOR - UVR



Cabled SOR - UVR for withdrawable circuit-breaker



Uncabled SOR - UVR

Undervoltage release – UVR

This allows the circuit breaker to open when the release is subject either to a power failure or a voltage drop. As prescribed in the Standards, opening is guaranteed when the voltage is between 70% to 35% U_n . After tripping, the circuit breaker can be closed again if the voltage exceeds the 85% U_n . When the undervoltage release is not energized, neither the circuit breaker or the main contacts can be closed. A remote-

controlled emergency opening command can be generated by connecting an opening button to the UVR.


None of the service releases require screws for installation. They are extremely easy to fit. Just use slight pressure in the appropriate place. All service releases are available in two versions:

- cabled (AWG 20 cable section - 0.5mm² up to 300V, AWG 17 - 1mm² up to 525V):
 - for fixed/plug-in circuit breakers with 3.28 ft long cables;
 - for withdrawable circuit breakers with a fixed and moving part connector;
- not cabled:
 - for fixed/plug-in circuit breakers with cables from AWG 15 in cross-section.

Remote control

Installation in circuit breakers:

- 3-pole: as an alternative, the SOR or UVR can be installed in the slot on the left of the operating lever;
- 4-pole: the SOR or UVR can be housed at the same time in the slot of the third and fourth pole. For withdrawable circuit breakers, the connector for the fourth pole must be ordered to be able to install the SOR and UVR in the fourth pole. If there is a residual current release, the opening solenoid (RC Coil) of the residual current device must be installed in the slot of the third pole on the left of the operating lever.



SOR Electrical Specifications

Version	Max power absorbed on inrush		Resistance	
	AC [VA]	DC [W]	Internal [ohm]	External [ohm]
12V DC		50	2.67	0
24-30V AC/DC	50	50	11	0
48-60V AC/DC	60	60	62	0
110...127V AC-110...125V DC	50	50	248	0
220...240V AC-220...250V DC	50	50	930	0
380-440V AC	55		2300	0
480-525V AC	55		5830	0

UVR Electrical Specifications

Version	Power absorbed during normal operation		Resistance	
	AC [VA]	DC [W]	Internal [ohm]	External [ohm]
24-30V AC/DC	1.5	1.5	399	0
48V AC/DC	1	1	1447	100
60V AC/DC	1	1	2405	100
110...127V AC-110...125V DC	2	2	8351	390
220...240V AC-220...250V DC	2.5	2.5	20502	9000
380-440V AC	3		20502	39000
480-525V AC	4		20502	59000

XT5 and XT6

Shunt opening release – YO

This allows the circuit breaker to open by means of a permanent electrical control. Release operation is guaranteed for voltages between 70% and 110% of the rated power supply voltage U_n , in both alternating and direct current. The YO can be permanently supplied.

A remote-controlled emergency opening command can be created by connecting an opening button to the YO.

Undervoltage release – YU

This allows the circuit breaker to open when the release is subject either to a power failure or a voltage drop. As prescribed in the standards, opening is guaranteed when the voltage is between 70% to 35% U_n . After tripping, the circuit breaker can be closed again if the voltage exceeds 85% U_n . When the undervoltage release is not energized, neither the circuit breaker nor the main contacts can be closed. A remote-controlled emergency opening command can be generated by connecting an opening button to the YU.

None of the service releases require screws to be installed. They are extremely easy to fit: just use a slight pressure on the part indicated in the installation manual. All service releases are available in two versions:

- cabled (AWG16 - minimum cable section 1.25mm²):
 - for fixed/plug-in circuit breakers with 3.28ft long cables;
 - for withdrawable circuit breakers with fixed and moving part connectors;
- not cabled:
 - for fixed/plug-in circuit breakers (suggested cables section 1.5 mm² AWG15).

For the fixed version of Tmax XT5, the YO and the YU can be mounted as an alternative in the slot on the left (third pole) or in the slot on the right (first pole) of the operating lever. For the withdrawable version of Tmax XT5, the YO and YU are installed as standard in the first pole. If two different coils are needed in the same circuit breakers or the YO or YU are required in the third pole (on the left), an uncabled coil and the dedicated cables and connectors for the withdrawable version must be ordered.

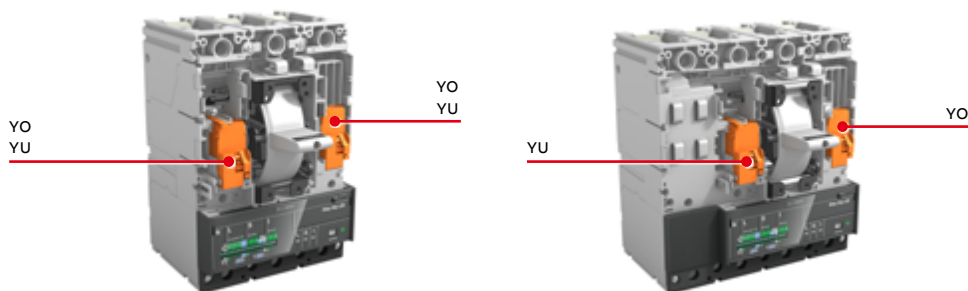
Instead, for Tmax XT6 in each versions (withdrawable or fixed) YU can be mounted only in the third pole (on the left) and YO can be mounted only in the first pole (on the right).



Shunt opening release - YO



Undervoltage release - YU



Remote control

Shunt opening release – YO

Version	Max power absorbed on inrush		Current I _{pk} Pull [A]	Power	
	AC [VA]	DC [W]		Pavg Holding [VA]	Pavg Holding [W]
12V DC	-	132	11		3.5
24-60V AC/DC	264@24V	264@24V	11	5	3.5
	660@60V	660@60V			
110...250V AC/DC	363@110V	363@110V	3.3	2.5	2
	825@250V	825@250V			
380-440V AC	304@380V	304@380V	0.8	4.7	
	352@440V	352@440V			
480-525V AC	384@480V	384@480V	0.8	6	
	420@525V	420@525V			

Undervoltage release – YU

Version	Max power absorbed on inrush		Current I _{pk} Pull [A]	Power	
	AC [VA]	DC [W]		Pavg Holding [VA]	Pavg Holding [W]
12V DC	-	132	11		3.5
24-30V AC/DC	330	330	11	6.5	4.5
48-60V AC/DC	660	660		6.5	5.5
110...127V AC-110...125V DC	419	419	3.3	5.2	3.7
220...240V AC-220...250V DC	825	825		5.2	2.6
380-440V AC	352	352	0.8	4.7	
480-525V AC	440	440		6	

XT7 and XT7M

Shunt opening and shunt closing releases - YO/YC

These opening and closing releases enable the circuit breaker to be controlled remotely. Opening is always possible, while closing is available only for the XT7 M when the closing springs of the operating mechanism are loaded and the circuit breakers are ready to close. The releases operate by means of minimum impulse current duration time of 100 ms. Furthermore, they can operate in permanent service. In this case, if the opening command is given by means of the opening release, the circuit breaker can be closed by de-energizing the opening release and, after a time of at least 30 ms, by controlling the closing.

A second open release is an alternative to an undervoltage release.

General characteristics

Power supply (Un)	AC	DC
24V	■	■
30V	■	■
48V	■	■
60V	■	■
110V...120V	■	■
120V...127V	■	■
220V...240V	■	■
240V...250V	■	■
380V...400V	■	-
415V...440V	■	-
480V...500V	■	-
Operating limits	YO/YO2: 70%...110% Un	YC: 85%...110% Un
Inrush power (Ps)	300VA	300W
Continuous power (Pc)	3.5VA	3.5W
Opening time (YO/YO2)		
XT7-XT7 M	20 ms	
Closing time (YC/YC2)		
XT7-XT7 M	50 ms	



Shunt opening release



Undervoltage release

Undervoltage release – YU

The undervoltage release opens the circuit breaker when there is a significant voltage drop or power failure. It can be used for safe remote tripping, for blocking closing or to control the voltage in the primary and secondary circuits. The power supply for the release is therefore obtained from the supply side of the circuit breaker or from an independent source.

Circuit breaker closing is permitted only when the release is powered. The undervoltage release is an alternative to the second shunt opening release or to the anti-racking out device.

As prescribed in the Standards, opening is guaranteed when the voltage is between 70% to 35% U_n . After tripping, the circuit breaker can be closed again if the voltage exceeds the 85% U_n .

General characteristics

Power supply (U_n)	AC	DC
24V	■	■
30V	■	■
48V	■	■
60V	■	■
110V...120V	■	■
120V...127V	■	■
220V...240V	■	■
240V...250V	■	■
380V...400V	■	-
415V...440V	■	-
480V...500V	■	-
Operating limits	70%...100% U_n	
Inrush power (P_s)	300VA	300W
Continuous power (P_c)	3.5VA	3.5W
Opening time (YU)		
XT7-XT7 M	30 ms	

Remote control



Remote resetting

Remote resetting - YR

Available on the XT7 M only, the YR reset coil permits the remote resetting of the circuit- breaker after a release has tripped due to an overcurrent condition.

General characteristics

Power supply (Un)	AC	DC
24V	■	■
110V	■	■
220V	■	■
Operating limits	90%...110% Un	

Opening and closing release test unit - YO/YC Test Unit

The opening and closing release test unit helps ensure that the releases are running smoothly, to guarantee a high level of reliability in controlling circuit breaker opening. The test unit ensures the service continuity of the opening and closing releases with a rated operating voltage between 24V and 250V (AC and DC), in addition to verifying the functioning of the opening and closing coils electronic circuit. Continuity is checked cyclically at an interval of 30s between tests. The unit has optic signals via LEDs on the front, which provide the following information:

POWER ON: correct power supply of the YO/YC Test Unit;

OPEN ON: coil switch absent, power supply absent or insufficient, interrupted cables;

SHORT ON: coil switch failure, short circuited cables;

OPEN and SHORT FLASHING: faulty coil switch or incorrect supply;

OPEN and SHORT OFF: correct operation of the coil switch.

Two relays with one change-over area are also available on board the unit, to allow remote signaling of the following events:

Test failure - resetting takes place automatically when the alarm stops;

Failure of three tests - resetting occurs only by pressing the manual RESET on the unit.

Devices characteristics

Auxiliary power supply	24...250V AC/DC
------------------------	-----------------

Specifications of the signaling relays

Maximum interrupted current	6A
Maximum interrupted voltage	250V AC



Time delay device for undervoltage release

Electronic time-delay device for undervoltage release - UVD

The undervoltage release can be combined with an electronic time-delay device for the circuit breaker, allowing for delayed external tripping with adjustable preset times. Use of the delayed undervoltage trip unit is recommended to prevent tripping when the power supply network for the trip unit is subject to brief voltage drops or power supply failures. Circuit breaker closing is inhibited when the UVD is not powered. The time-delay device must be used with an undervoltage release with the same voltage.

Circuit breaker	Power supply voltage [V AC/DC]
XT1...XT4	24...30
XT1...XT4	48...60
XT1...XT4	110...125
XT1...XT4	220...250
Delay which can be set [s]	0.25 - 0.5 - 0.75 - 1 - 1.25 - 2 - 2.5 - 3
XT5 - XT6	24...30
XT5 - XT6	48...60
XT5 - XT6	110...125
XT5 - XT6	220...250
Delay which can be set [s]	0.5 - 1 - 1.5 - 2 - 3
XT7	24...30
XT7	48
XT7	60
XT7	110...125
XT7	220...250
Delay which can be set [s]	0.5 - 1 - 1.5 - 2 - 3

Motor Operators

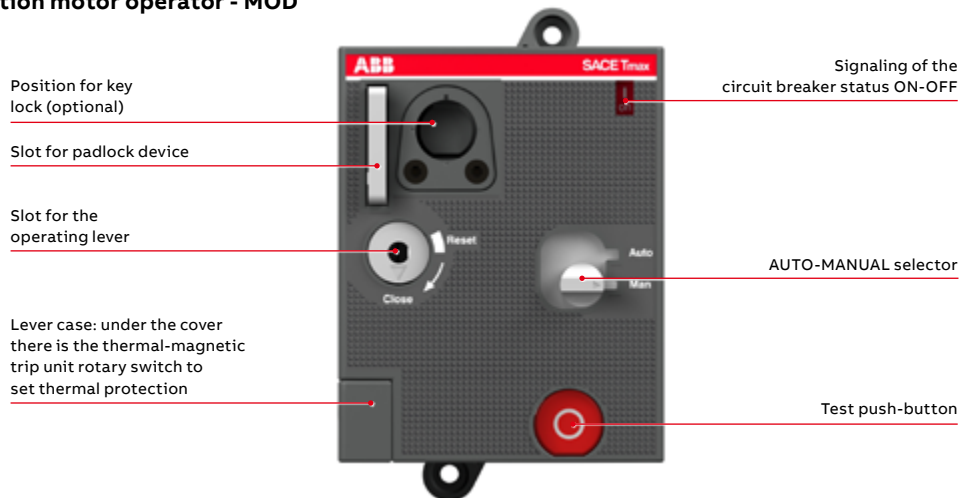
These are devices that allow circuit breaker opening and closing:

- in remote mode, by means of electric controls;
- locally, directly from the front, by means of a special mechanism.



Direct action motor operator (MOD)

Direct action motor operator - MOD



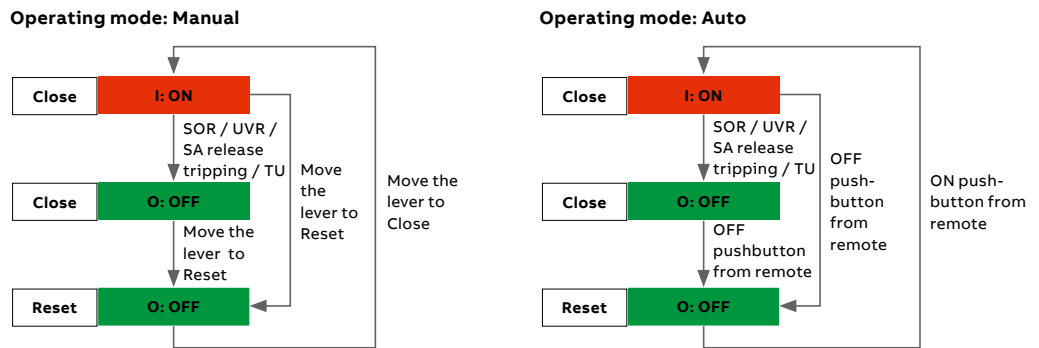
Remote control

The direct action motor operator available for XT1 and XT3 is supplied:

- with 3.28 ft long cables;
- with a flange, to replace the standard one supplied with the circuit breaker;
- with a padlock device, only removable when the motor is in the open position. The padlock device accepts up to three 0.3 in padlocks;
- auxiliary contacts (AU-MO), which allow the motor control mode (manual or auto) signal to be routed outside;
- (on request) the motor operator can be fitted with a key lock (see the Chapter "Accessories" - section "Locks").

Operating principles:


- a selector on the front of the MOD, is used for selecting the operating mode:
 - **AUTO:** when the selector is in this position, the circuit breaker closing is commanded remotely only by means of an electric impulse, whereas opening is allowed both remotely and from the front of the motor;
 - **MANUAL:** when the selector is in this position, the circuit breaker can only be opened/closed from the front of the motor by means of the relative lever housed in a slot made in the motor itself;
- via remote control, guaranteed by permanent electrical opening/closing impulses.



Stored energy motor operators - MOE and MOE-E XT2-XT4



Stored energy motor operators (MOE)



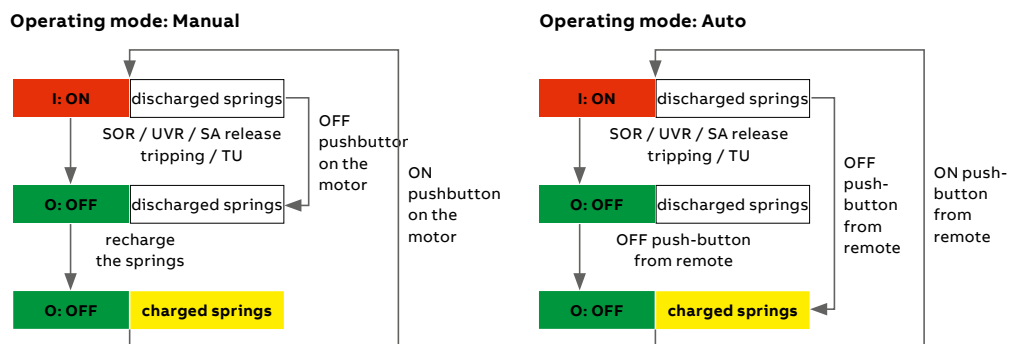
The MOE or MOE-E stored energy motor operator available for XT2 and XT4 is supplied:

- with 3.28 ft long cables;
- with connectors for the fixed part and moving part of withdrawable devices. If the motor operator is used with fixed or plug-in circuit breakers, the connector can be easily removed;
- with a flange, to be used instead of the standard one supplied with the circuit breaker;
- with a padlock device, which is only removable when the motor is in the open position. The padlock device accepts up to three 0.3in padlocks;
- with a lock for the AUTO-MANUAL selector;
- with auxiliary contacts (AUX-MO) that allow the motor control mode (manual or remote) signal to be routed outside;
- (on request) the motor operator can be equipped with a key lock (see the Chapter "Accessories" - section "Locks");
- (on request) the motor operator can be equipped with a key lock to safeguard against manual operation (MOL-M) (see the Chapter "Accessories" - section "Locks").

Operating principles:

- a selector on the front of the MOE, is used for selecting the operating mode:
 - AUTO: when the selector is in this position, the push-buttons on the front of the motor are locked. Circuit breaker closing is commanded remotely only by means of an electric impulse, whereas opening is allowed both remotely and from the front of the motor;
 - MANUAL: the circuit breaker can only be opened/closed from the front of the motor using the relative push-buttons;
 - LOCKED: when the selector is in this position, the circuit breaker is in the open position. The padlock device can be withdrawn and the motor can be locked in the open position;
- operation of the motor operator via remote control is also guaranteed by permanent electrical opening/closing impulses. Once an opening command has been given, the next closing command (permanent) is taken over by the motor operator once the opening has been completed. In the same way, an opening command is taken over once the previous closing operation has been completed.

When the Ekip Com module is used, the MOE-E motor operator must be used instead of the MOE motor operator. The MOE-E allows the digital signals from the supervision and monitoring system to be used by means of the release and Ekip Com contacts and to be converted into power signals to command the motor operator. All the features described above for the MOE motor operator are available also on the MOE-E version.




Remote control

Stored energy motor operators - MOE and MOE-E XT5 and MOE XT6



Stored energy motor operator (MOE)



The MOE or MOE-E stored energy motor operator available for the XT5 and XT6 is supplied:

- with 3.28 ft long cables;
- with connectors for the fixed part and moving part of withdrawable devices. If the motor operator is used with fixed or plug-in circuit breakers, the connector can be easily removed;
- with a flange, to use instead of the standard one supplied with the circuit breaker;
- with a padlock device, only removable when the motor is in the open position. The padlock device accepts up to three 0.3in padlocks;
- with a lock for the AUTO-MANUAL selector;
- with auxiliary contacts that allow the motor control mode (manual or remote) signal to be routed outside;
- (on request) the motor operator can be equipped with a key lock (see the Chapter "Accessories" - section "Locks");
- (on request) the motor operator can be equipped with a key lock to safeguard against manual operation (MOL-M) (see the Chapter "Accessories" - section "Locks").

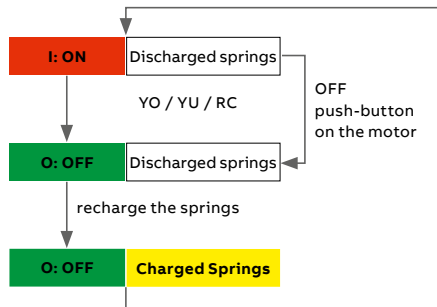
Operating principles:

- a selector on the front of the MOE, is used to select the operating mode:
 - AUTO: when the selector is in this position, the push-buttons on the front of the motor are locked and covered by a sliding cover. It is possible to seal the sliding cover to avoid mode changing. Circuit breaker closing is commanded remotely only by means of an electric impulse, whereas opening is allowed both remotely and from the front of the motor using a tool;
 - MANUAL: the circuit breaker can only be opened/closed from the front of the motor using the relevant push-buttons. It is possible to seal the sliding cover to avoid mode changing;
 - LOCKED: the device can be used only if the motor is in the open position and the springs are charged. The padlock device can be withdrawn and the can be motor locked in the open position;
- operation of the motor operator via remote control is also guaranteed by permanent electrical opening/closing impulses. Once an opening command has been given, the next closing command (permanent) is taken over by the motor operator once the opening has been completed. In the same way, an opening command is taken over once the previous closing operation has been completed.

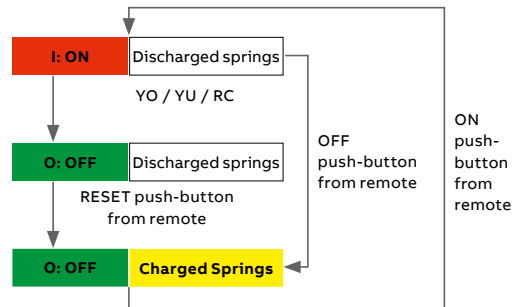
When the Ekip Com module is used, the MOE-E motor operator must be used instead of the MOE motor operator. The MOE-E allows digital signals from the supervision and monitoring system to be used by means of the release and Ekip Com contacts and to be converted into power signals to command the motor operator.

All the features described above for the MOE motor operator are also available on the MOE-E version.

Operating mode: Manual



Operating mode: Auto

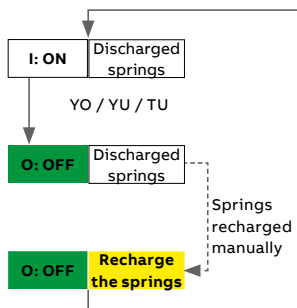


With the XT5 MOE and MOE-E and the XT6 MOE, it is possible to define some reset logic in order to charge the springs automatically once the circuit breaker has tripped depending on the reset wiring diagram chosen. Three different options are available:

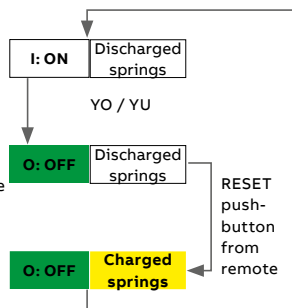
- Auto Reset: the circuit breaker is automatically reset after a trip (not due to the trip unit) and the springs are charged;
- Remote Reset: it is possible to connect a push-button in order to charge the springs after a trip (not due to the trip unit);
- Manual Reset: charging springs must be done manually after a trip.

As explained in the motor circuit diagram, the auxiliary contact S51 must be properly connected to enable remote or automatic resetting. After a trip due to an overload or a short circuit (trip unit), only a manual reset is permitted.

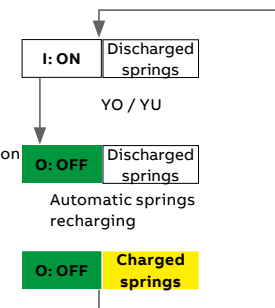
Manual Reset



Remote Reset



Auto Reset




Remote control

Electrical specifications	MOD		MOE and MOE-E		MOE
	XT1 – XT3		XT2 – XT4	XT5	XT6
Rated voltage, Un	[V]	24 DC	24 DC	24 DC	24 DC
	[V]	48...60 DC	48...60 DC	48...60 DC	48...60 DC
	[V]	110...125 AC/DC	110...125 AC/DC	110...125 AC/DC	110...125 AC/DC
	[V]	220...250 AC/DC	220...250 AC/DC	220...250 AC/DC	220...250 AC/DC
	[V]	380...440 AC	380...440 AC	380 AC	380 AC
	[V]	480...525 AC	480...525 AC	-	-
Operating voltage	[% Un]	MIN=85% Un; MAX=110% Un			
Power absorbed on inrush Ps	[VA - W]	≤ 500	≤ 300	≤ 300	≤ 400
Power absorbed on continuing PC service	[VA - W]	≤ 300	≤ 150	≤ 150	≤ 150
Operating frequency	[Hz]	50..60	50..60		
Duration	CL → OP [s]	< 0.1	< 1.5	1.5	3
	OP → CL [s]	< 0.1	< 0.1	< 0.08	< 0.08
	TR → OP [s]	< 0.1	< 3	< 3	< 5
Mechanical life	N° operations	25000	25000	20000	10000
Minimum duration of electrical opening and closing command	[ms]	≥ 150	≥ 150	≥ 100	≥ 100

Motor – M

Available on SACE Tmax XT7 M only, this motor automatically loads the closing springs of the circuit-breaker. The device automatically reloads the springs of the operating device when they are discharged and energized. In the event of a lack of power, the springs can be manually charged by using a dedicated lever on the operating device. The motor of the XT7 M can be equipped with an S33/M contact which signals the status of the springs that must be ordered separately.



Motor operator

Electrical specifications	Motor Operator XT7 M
Rated voltage, Un	[V] 24...30 AC/DC
	[V] 48...60 AC/DC
	[V] 100...130 AC/DC
	[V] 220...250 AC/DC
	[V] 380...415 AC
Operating voltage	[% Un] MIN=85% Un; MAX=110% Un
Power absorbed on inrush Ps	[VA - W] 300
Inrush time	[ms] 200
Power absorbed on continue PC service	[VA - W] 100
Operating frequency	[Hz] 50..60
Charging time	[s] 8

Safety and protection



Terminal covers

Terminal covers

Terminal covers are applied to the circuit breaker to prevent accidental contact with live parts, thus providing protection against direct contact. The terminal covers are pre-punched to facilitate the installation of busbars and/or cables, guaranteeing the correct insulation. The terminal covers are able to guarantee adequate circuit breaker installation and correct insulation and are listed in the Chapter “Power Connection”.

There are different types of terminal covers:

- High terminal covers (HTC)
- Low terminal covers (LTC)
- Extended high terminal covers (HTC-ES), for front extended terminals
- High terminal covers with back shield (HTC_BS), with a back plate in order to guarantee insulation with the rear zone of the switchboard

The table below shows the terminal covers available for each frame:

	XT1		XT2		XT3		XT4		XT5		XT6		XT7/XT7 M	
	3p	4p	3p	4p	3p	4p	3p	4p	3p	4p	3p	4p	3p	4p
HTC - High terminal covers	■	■	■	■	■	■	■	■	■	■	■	■	■	■
LTC - Low terminal covers	■	■	■	■	■	■	■	■	■	■	■	■	■	■
HTC-ES - Extended high terminal covers	-	-	-	-	-	-	-	-	■	■	■	■	■	■
HTC_BS - High terminal cover with back shield	-	-	-	-	-	-	-	-	■	■	■	■	■	■
HTC-ES_BS - Extended high terminal covers with back shield	-	-	-	-	-	-	-	-	■	■	■	■	■	■



Phase separators

Phase separators

Phase separators increase the insulation characteristics between phases at the connection level. They are mounted from the front, even when the circuit breaker has already been installed, by inserting them into the corresponding slots. The phase separators guarantee adequate circuit breaker installation and correct insulation and are listed in the Chapter “Power connection”.

The following versions of phase separators are available:

- Low phase separators
- Medium phase separators
- High phase separators
- Rear phase separators for fixed part only

	XT1	XT2	XT3	XT4	XT5	XT6	XT7/XT7 M
Phase separator - low	[in] 0.98	0.98	0.98	0.98	0.98	-	-
Phase separator - medium	[in] 3.94	3.94	3.94	3.94	3.94	3.94	3.94
Phase separator - high	[in] 7.87	7.87	7.87	7.87	7.87	7.87	7.87
Rear phase separator for FP	[in] 3.54	3.54	3.54	3.54	3.54	-	-

Sealable screws for terminal covers

The lead sealing kit consists of screws which prevent the removal of the terminal covers, providing protection against direct contacts and tampering. The screws can be locked with wire and lead seals. Each sealing kit consists of two screws. The maximum number of sealable screws that can be used for each circuit breaker is given in the table below.

	[No.]	XT1		XT2		XT3		XT4	
		3p	4p	3p	4p	3p	4p	3p	4p
Max number sealable screws for each terminal cover		1	1	1	1	1	2	1	1



Sealable screws

Safety and protection



Fixed padlock in open position



Fixed padlock in the open/closed position



Removable padlock in the open position - PLL



Key lock



Padlock in the open position - PLC



Keylock - KLC



Lock to prevent door opening - DLC

Padlocks and key locks

Padlocks or key locks prevent the circuit breaker from being closed and/or opened. They can be fitted:

- directly on the front of the circuit breaker;
- on the rotary handle operating mechanism;
- on the front for lever operating mechanism;
- on the motor;
- to the fixed part of withdrawable version, to prevent a moving part from being inserted;
- on the front of the thermal-magnetic trip unit, to prevent the adjuster of the thermal part from being tampered with;
- on the shutters of the fixed part.

In the closed position, the locks do not prevent the mechanism from tripping due to the trip unit or a service release.

Padlocks and keylock for circuit breaker

Type of lock	Circuit breaker	Optional/standard supply	Position of circuit breaker lock	Type of lock	Removability of key
PLL Fixed padlock device	XT1...XT4	Optional	OPEN/CLOSE	Padlocks max 3 padlocks Ø 0.275 in stem (not supplied)	-
	XT1...XT4	Optional	OPEN	Padlocks max 3 padlocks Ø 0.275 in stem (not supplied)	-
	XT5, XT6	Optional	OPEN/CLOSE	Padlocks max 3 padlocks Ø 0.315 in stem (not supplied)	-
	XT5, XT6	Optional	OPEN	Padlocks max 3 padlocks Ø 0.315 in stem (not supplied)	-
	XT7 ⁽¹⁾	Optional	OPEN	Padlocks max 3 padlocks Ø 0.315 in stem (not supplied)	-
PLC Fixed padlock device	XT7 M	Optional	OPEN	Padlocks max 3 padlocks Ø 0.157 in stem (not supplied) Padlocks max 2 padlocks Ø 0.315 in stem (not supplied) Padlocks max 1 padlocks Ø 0.275 in stem (not supplied)	-
Circuit breaker PLL Removable padlock device	XT1, XT3	Optional	OPEN	Padlocks max 3 padlocks Ø 0.275 in stem (not supplied)	-
	XT5, XT6	Optional	OPEN	Padlocks max 3 padlocks Ø 0.315 in stem (not supplied)	-
KLC Key lock ⁽²⁾	XT1...XT7	Optional	OPEN	Ronis 1228 Same key (A, B, C, D type)	OPEN
	XT1...XT7	Optional	OPEN	Ronis 1228 Different key	OPEN
	XT1...XT7	Optional	OPEN	Ronis 1228 Same key (A, B, C, D type)	OPEN/CLOSE
	XT7 M	Optional	OPEN	Giussani Same key (20005/6/7/8/9)	OPEN
	XT7 M	Optional	OPEN	Giussani Different key	OPEN
KLC Arrangement key lock	XT5...XT6	Optional	OPEN	Kirk, Ronis 1104 and STI key lock	OPEN
	XT7	Optional	OPEN	Kirk, Ronis 1104, STI and Castell key lock	OPEN
	XT7 M	Optional	OPEN	Kirk, Ronis 1104, STI and Castell ⁽³⁾ key lock	OPEN
DLC - Lock to prevent door opening when the circuit breaker is in the closed position	XT7, XT7 M	Optional	-	This prevents the compartment door from being opened when the circuit breaker is in the closed position (and with the circuit breaker racked-in in case of withdrawable circuit breakers). It also blocks the circuit breaker from closing when the compartment door is open.	-

(1) For XT7, the PLL is directly integrated in the plastic cover of the circuit breaker

(2) For the XT1, XT2, XT3 and XT4, the KLC is incompatible with the electrical accessories mounted on the third pole.

(3) Factory mounted only

Padlocks and keylocks for handles



— RHD with key lock



— RHE with key lock

Type of lock	Circuit breaker	Optional/standard supply	Position of circuit breaker lock	Type of lock	Removability of key
RHL Key lock ⁽¹⁾	XT1...XT7	Optional	OPEN	Ronis 1228 Same key (A, B, C, D type)	OPEN
	XT1...XT7	Optional	OPEN	Ronis 1228 Different key	OPEN
	XT1...XT7	Optional	OPEN	Ronis 1228 Same key (A, B, C, D type)	OPEN/CLOSE
RHL Key lock for panel door with RHE	XT1...XT7	Optional	OPEN	Ronis 1228 Different key	OPEN
Rotary handle (RHD/RHE/RHS)	Padlock device XT1...XT4	standard	OPEN	Padlocks max 3 padlocks Ø 0.236 in stem (not supplied)	-
	Padlock device XT5...XT7	standard	OPEN	Padlocks max 3 padlocks Ø 0.314 in stem (not supplied)	-
	Additional padlock device	XT5...XT7 standard with dedicated RH code	OPEN	Padlocks max 3 padlocks Ø 0.314 in stem (not supplied)	-
Door lock ⁽²⁾	XT2, XT4, XT5, XT6	standard	Door locked when CB is closed	-	-

(1) On the transmitted rotary handle (RHE), the lock is mounted on the base. The key lock is not available on the lateral handle (RHS).

(2) When the handle is assembled, this function can be totally inhibited by the customer with a simple operation that can be reversed if needed. Moreover, if the door lock function is not disabled by the customer during the assembly phase, the door lock can be temporarily excluded with a tool in exceptional cases, so that the door can be opened without opening the circuit breaker.

Padlocks and keylocks for front for the lever operating mechanism



— FLD with key lock

Type of lock	Circuit breaker	Optional/standard supply	Position of circuit breaker lock	Type of lock	Removability of key
KLC Key lock	XT1...XT6	Optional	OPEN	Ronis 1228 Same key (A, B, C, D type)	OPEN
	XT1...XT6	Optional	OPEN	Ronis 1228 Different key	OPEN
	XT1...XT6	Optional	OPEN	Ronis 1228 Same key (A, B, C, D type)	OPEN/CLOSE
Front for the lever operating mechanism (FLD)	Padlock device XT1...XT4	standard	OPEN	Padlocks max 3 padlocks Ø 0.236 in stem (not supplied)	-
	Padlock device XT5...XT6	standard	OPEN	Padlocks max 3 padlocks Ø 0.314 in stem (not supplied)	-
Door lock	XT2, XT4, XT5, XT6	standard	Door locked when CB is closed	-	-

Safety and protection

Padlocks and keylocks for motors



MOD with key lock



MOE with key lock



Key lock/padlock for withdrawable fixed part



Withdrawable fixed part with key lock/padlock



Padlock in racked-in/ test/racked-out position - PLP

Type of lock	Circuit breaker	Optional/ standard supply	Position of circuit breaker lock	Type of lock	Removability of key	
Motor (MOD, MOE, MOE-E)	Key lock on motor MOL-D	XT1...XT6	Optional	OPEN	Ronis 1228 Same key (A, B, C, D type)	OPEN
	MOL-S	XT1...XT6	Optional	OPEN	Ronis 1228 Different key	OPEN
	Key lock against manual operation MOL-M ⁽¹⁾	XT2-XT4-XT5-XT6	Optional	MANUAL	Ronis 1228 Different key	WITH LOCK INSERTED
	Padlock device	XT1...XT6	standard	OPEN	Padlocks max 3 padlocks Ø 0.314 in stem (not supplied)	-

(1) For MOE and MOE-E only.

Padlocks and keylocks for fixed parts

Type of lock	Circuit breaker	Optional/ standard supply	Position of circuit breaker lock	Type of lock	Removability of key
KLF-FP Key lock / padlock for fixed part of withdrawable device ⁽¹⁾	XT2, XT4, XT5, XT6	Optional	Key WITHDRAWN/ INSERTED/TEST (if available)	Ronis key 1228 Different + padlocks max 3 padlocks Ø 0.236 in stem (not supplied)	-
			Padlock WITHDRAWN		
	XT2, XT4, XT5, XT6	Optional	Key WITHDRAWN/ INSERTED/TEST (if available)	Ronis key 1228 Same + padlocks max 3 padlocks Ø 0.236 in stem (not supplied)	-
			Padlock WITHDRAWN		
XT2, XT4	Optional	Key WITHDRAWN/ INSERTED	Giussani key Different + padlocks max 3 padlocks Ø 0.236 in stem (not supplied)	-	
		Padlock WITHDRAWN			
XT2, XT4	Optional	Key WITHDRAWN/ INSERTED	Giussani key Same + padlocks max 3 padlocks Ø 0.236 in stem (not supplied)	-	
		Padlock WITHDRAWN			
XT5, XT6	Optional	Key WITHDRAWN/ INSERTED/TEST (if available)	Arrangement for STI, Ronis 1104 key + padlocks max 3 padlocks Ø 0.236 in stem (not supplied)	-	
		Padlock WITHDRAWN			
KLP Key lock in racked-in/racked/ test/racked-out position - KLP	XT7, XT7 M	Optional	Key WITHDRAWN/ INSERTED/ TEST	Giussani Same key (20005/6/7/8/9)	-
	XT7, XT7 M	Optional	Key WITHDRAWN/ INSERTED/TEST	Giussani Different key	-
Arrangement KLP Key lock in racked-in/racked/ test/racked-out position - KLP	XT7, XT7 M	Optional	Key WITHDRAWN/ INSERTED/TEST	Kirk, Ronis 1104, STI and Castell key lock	-
PLP Padlock in racked-in / test / racked-out position	XT7, XT7 M	Optional	Key WITHDRAWN / INSERTED / TEST	Padlocks max 3 padlocks Ø 314 in stem (not supplied)	-

(1) For the XT5 and XT6 this lock/padlock cannot be used with rear mechanical interlock

Lock for thermal regulation

Type of lock	Circuit breaker	Optional/standard supply	Position of circuit breaker lock	Type of lock	Removability of key
Trip Unit	Lock for thermal regulation ⁽¹⁾	XT1, XT3	Optional	-	-
		XT2, XT4, XT5, XT6	standard	-	-

(1) This is applied to the cover of the circuit breakers on level with the regulator of the thermal element of the thermal-magnetic release TMD and prevents it from being tampered with.

Lock for shutters of fixed parts

Type of lock	Circuit breaker	Optional/standard supply	Position of circuit breaker lock	Type of lock	Removability of key
Fixed Part	Shutter lock - SL	XT7, XT7 M	Optional	-	Padlocks max 3 padlocks Ø 8mm stem (not supplied)

IP Protection Kit

In order to improve the IP protection degree, some additional kits can be used.

IP54 Protection flange for direct rotary handle (RHD)

This flange can be mounted with the direct rotary handle of the XT5, XT6 and XT7 to guarantee an IP54 degree of protection.

With this flange is not possible to open the panel door when the circuit breaker is in the closed position.

IP54 Protection for transmitted rotary handle (RHE)

This device can be fixed onto the transmitted rotary and lateral handle of the XT1, XT2, XT3 and XT4 allowing an IP54 degree of protection to be achieved. The IP degree of the transmitted rotary handle for the XT5, XT6 and XT7 is IP65 as standard without an additional accessory.



IP54 protection

IP54 Protection flange for the MOE and XT7 M

This transparent cover completely protects the front of the circuit breaker, guaranteeing an IP54 degree of protection. This accessory is provided with a double key lock (same or different keys).

This cover is available for the XT5 MOE/MOE-E, XT6 MOE and for the XT7 M circuit breaker.



IP54 protection for XT7 M

Safety and protection



Protection device for opening and closing pushbuttons - PBC

Protection device for opening and closing pushbuttons - PBC

This accessory is applied to the safety cover of the XT7 M and is available in two versions.

The push-button protection device blocks the operations on both the opening and closing push-buttons unless a special key is used.

The padlockable push-button protection device makes it possible to block either or both push-buttons and to lock the covers in place. It does not trip the breaker as a standard "Padlock device" would. The protection device for opening and closing push-buttons is an alternative to PLC padlocks.



Mechanical operation counter - MOC

Mechanical operation counter - MOC

The mechanical operation counter is available on the Tmax XT7 M only. This mechanical operation counter is visible on the front of the circuit breaker and allows the user to see how many mechanical operations the device has performed.



Circuit breaker with optional flange

Flanges

This is a plastic plate that acts as an interface between the circuit breaker and the hole in the panel door. All the Tmax XT flanges are newly designed and do not require screws for installation. The flanges can be applied:

- around the front part of the fixed/plug-in circuit breaker;
- around the operating lever for all fixed/plug-in/withdrawable version circuit breakers;
- around the MOD or MOE motor operator;
- around the front of FLD locks;
- around the direct rotary handle operating mechanism;
- around the RC Inst, RC Sel for the XT1 and XT3, and around the RC Sel for the XT2, XT4 and XT5.



Rotary handle with flange



MOE with flange



XT1-XT3 circuit breaker with standard flange



XT7 and XT7 M flanges



MOD with flange



XT2-XT4 circuit breaker with standard flange

Interlocks and switching devices

Operating mechanism		XT1	XT2	XT3	XT4	XT5	XT6	XT7	XT7 M
Rear mechanical interlock	MIR Horizontal	■	■	■	■	■	■	-	-
	MIR Vertical	■	■	■	■	■	■	-	-
Cables interlocks	Type A (2 CBs)	-	-	-	-	-	-	■	■
	Type B, C and D (3 CBs)	-	-	-	-	-	-	■	■
Automatic transfer switch	ATS021	■	■	■	■	■	■	■	■
	ATS022	■	■	■	■	■	■	■	■



Interlock

Rear mechanical interlock

This is a support designed for installation on the rear of two circuit breakers to be interlocked. It prevents the two circuit breakers on which it is installed from closing simultaneously by linking components. Tmax XT circuit-breakers can be interlocked two-by-two (IO-OI-OO) by means of a chassis and special plates. Interlocked circuit breakers can be in fixed, plug-in or withdrawable versions. Both circuit breakers and switch-disconnectors in the 3 and 4 pole versions can be interlocked.

The allowed combinations are:

	XT1	XT2	XT3	XT4	XT5	XT6
XT1	■	■	■	■		
XT2	■	■	■	■		
XT3	■	■	■	■		
XT4	■	■	■	■	■	
XT5				■	■	■
XT6					■	■

The following equipment must be ordered to make a rear interlock:

- a vertical or horizontal chassis;
- a plate for each circuit breaker to be interlocked.

For using an XT4 on an XT5 chassis and an XT5 on an XT6 chassis, dedicated plates are necessary.

Please note that remote closing commands sent to interlocked circuit breakers in the open position must be prevented in order to ensure the correct functioning of the mechanical interlock. If this is not possible, key locks in the open position for the MOE are necessary.

With the XT5 and XT6 interlock chassis, for withdrawable version circuit breakers, the use of the key-lock/ padlock for fixed parts (KLF) is not allowed.



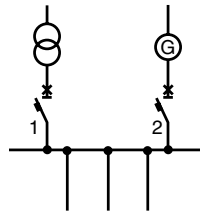
Interlocks and switching devices

Cable interlocks

These interlock systems, for the Tmax XT7 and XT7 M, enable various opening and closing configurations to be obtained between two or three circuit breakers. Four types of interlock configuration are available:

Type A

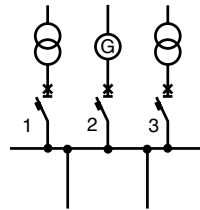
Excludes the possibility of having two circuit breakers in the closed position at the same time.



1	2
O	O
I	O
O	I

Type B

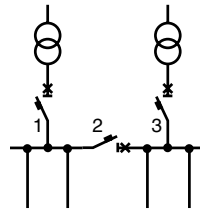
Permits a pair of circuit breakers to be closed if the third is open. The latter can only be closed when the paired circuit breakers are open.



1	2	3
O	O	O
I	O	O
O	O	I
I	O	I
O	I	O

Type C

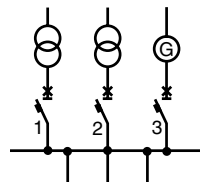
Permits two out of three circuit breakers to be closed at the same time.




1	2	3
O	O	O
I	O	O
O	I	O
O	O	I
O	I	I
I	I	O
I	O	I

Type D

Permits one out of three interlocked circuit breakers to be closed.



1	2	3
O	O	O
I	O	O
O	I	O
O	O	I

—
ATS021—
ATS022

Automatic network-generator transfer unit ATS021-ATS022⁽¹⁾

The ATS (Automatic Transfer Switch) is a network-generator transfer unit used in installations where switching the main power line to an emergency line is required to ensure power supply to the loads in case of anomalies in the main line.

The unit is able to manage the entire transfer procedure automatically and prepares the commands for carrying out the procedure manually as well.

In the case of an anomaly in the main line voltage, in accordance with parameters set by the user, the opening of the circuit breaker of the main line, the starting of the generator set (when provided) and the closing of the emergency line can be carried out. In the same way, when the line is supplied back, the procedure of reverse transfer is controlled automatically.

The new generation of the ATS (ATS021 and ATS022) offers the most advanced and complete solutions to guarantee service continuity. The ATS021 and ATS022 can be used with all the circuit breakers as well as the molded case switches of the SACE Tmax XT family. The ATS021 and ATS022 devices have been designed to operate with a self-supply. The ATS022 unit also prepares the connection for the auxiliary power supply, which allows additional functions to be used.

The ATS021 and ATS022 devices carry out the control of both the power supply lines and analyze:

- phase unbalance;
- frequency unbalance;
- phase loss.

Apart from the standard control functions, the ATS022 enables the following operations:

- selection of the priority line;
- control of a third circuit breaker;
- integration of the device in a supervision system with Modbus communication (an auxiliary power supply is needed);

Typical applications include: power supply to UPS (Uninterrupted Power Supply) units, operating theaters and primary hospital services, emergency power supplies for civil buildings, airports, hotels, data banks and telecommunication systems, and the power supply of industrial lines for continuous processes.

For the correct configuration, each circuit breaker connected to the ATS021 or ATS022 must be fitted with the following accessories:

- a mechanical interlock;
- a motorized control for opening and closing;
- a key lock against manual operation for the motor operator;
- a signaling contact for the status (open/closed) and a signaling contact for tripping;
- a contact for the racked-in position (in the case of a withdrawable version circuit breaker).

(1) Devices described in this section (ATS) are not UL listed.

Interlocks and switching devices

	ATS021	ATS022
General		
Auxiliary Power Supply	Not Required	Not Required (24-110V DC is required only for Modbus dialogue and 16 2/3 Hz system)
Rated Voltage, Un [VAC]	Max 480	Max 480
Frequency [Hz]	50, 60	16 2/3, 50, 60, 400
Dimensions (HxLxD) [in]	3.78x5.67x6.69	3.78x5.67x6.69
Type of installation	Door mounting DIN-rail mounting	Door mounting DIN-rail mounting
Operating Mode	Auto/Manual	Auto/Manual
Features		
Monitoring of the Normal and Emergency lines	■	■
Controlling CBs of the Normal and Emergency lines	■	■
Generator set start-up	■	■
Generator set shutdown with adjustable delay	■	■
Bus-tie	-	■
No-priority Line	-	■
Modbus RS485	-	■
Display	-	■
Ambient conditions		
Operating temperature	-20...+60 °C	-20...+60 °C
Humidity	5% - 90% without condensation	5% - 90% without condensation
Operating thresholds		
Minimum voltage	-30%...-5%Un	-30%...-5%Un
Maximum voltage	+5%...+30%Un	+5%...+30%Un
Fixed frequency thresholds	-10%...+10%fn	-10%...+10%fn
Test		
Test Mode	■	■
Compliance with standards		
Electronic equipment for power installations	EN-IEC 50178	EN-IEC 50178
Electromagnetic compatibility	EN 50081-2	EN 50081-2
	EN 50082-2	EN 50082-2
Environmental conditions	IEC 60068-2-1	IEC 60068-2-1
	IEC 60068-2-2	IEC 60068-2-2
	IEC 60068-2-3	IEC 60068-2-3

Residual current protection according to IEC 60947-2 Annex B ⁽¹⁾

Residual current release

Both circuit breakers and molded case switches are pre-engineered for assembly combined with residual current releases.

Residual current circuit breakers derived from the circuit breaker are known as “mixed”, meaning that, besides protection against the typical overloads and short circuits, they also provide protection for people and against ground fault currents, thus protecting against direct, indirect contacts and risk of fire. Residual current circuit breakers derived from molded case switches are “pure” residual current circuit breakers, i.e. they only provide residual current protection and not the protection typical of circuit breakers. “Pure” residual current circuit breakers are only sensitive to ground fault currents and are generally used as main switches in small panels for distribution to end users.

Use of “pure” and “mixed” residual current circuit breakers allows the insulation state of the installation to be continuously monitored. It ensures efficient protection against the risk of fire and explosions and also protects people against indirect and direct contacts, thereby integrating the compulsory measures established by the accident prevention Standards and Regulations.

The residual current releases comply with the following Standards:

- IEC 60947-2 Annex B;
- IEC 61000 for protection against unwanted tripping.

The table below gives all the residual current devices that can be used in combination with SACE Tmax XT family:

		XT1		XT2		XT3		XT4		XT5	
		3p	4p	3p	4p	3p	4p	3p	4p	3p	4p
Instantaneous residual current device	RC Inst	F	F			F	F				
Selective residual current device	RC Sel XT1-XT3	F	F			F	F				
	RC Sel 200		F								
	RC Sel XT2-XT4					F-P-W				F-P-W	
	RC Sel XT5										F-P-W
Type B residual current device	RC Type B XT3						F				

Tmax XT residual current devices:


- are designed for XT1, XT2, XT3 and XT4 microprocessor technology and act directly on the circuit breaker by means of a dedicated opening solenoid (supplied with the residual current release and also available as a spare part) which must be housed in the relevant slot formed in the third pole on the left of the operating lever;
- are designed for XT5 feature microprocessor technology and act directly on the circuit breaker by means of a dedicated mechanism integrated in the residual current itself;
- do not need an auxiliary supply as they are powered directly from the mains;
- can be supplied either from above or below;
- provide guaranteed functionality even with a single phase plus neutral or just two live phases and in the presence of pulsating unidirectional currents with direct components (minimum auxiliary voltage PHASE-NEUTRAL 85 Vrms);
- permit all possible connection combinations, as long as the neutral connection to the first pole on the left in the four-pole version is guaranteed.

(1) All the devices described in this section are not UL listed

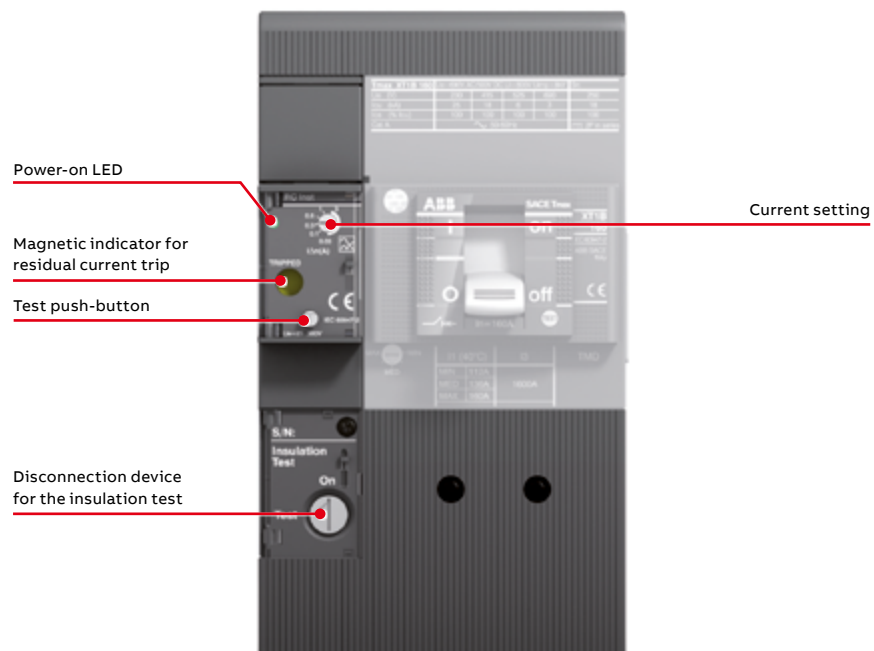
Residual current protection

RC Sel residual current releases (type A) XT1

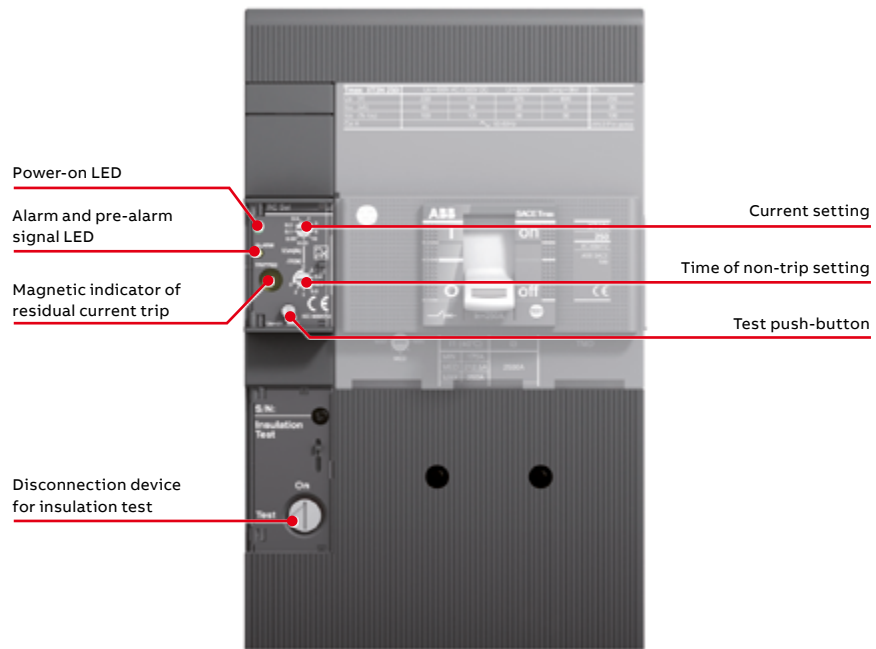
Thanks to its low height, the RC Sel 200 residual current release can be installed in 7.87in modules. Moreover, its special shape reduces the overall size of the installation if two or more units are installed side by side.



RC Inst residual current releases for XT1 and XT3

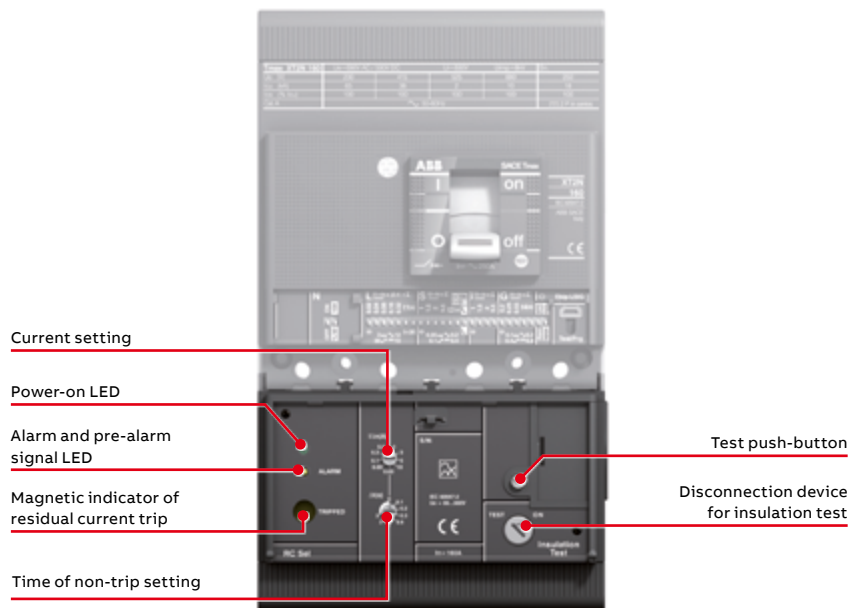


RC Sel current releases (type A) for XT1 and XT3



With the RC Inst and RC Sel residual current releases for the XT1 - XT3 available in fixed versions only, it is possible to make rear terminal connections by ordering the RC Rear terminal 4p kits.

RC Sel residual current releases for XT2 and XT4



Residual current protection

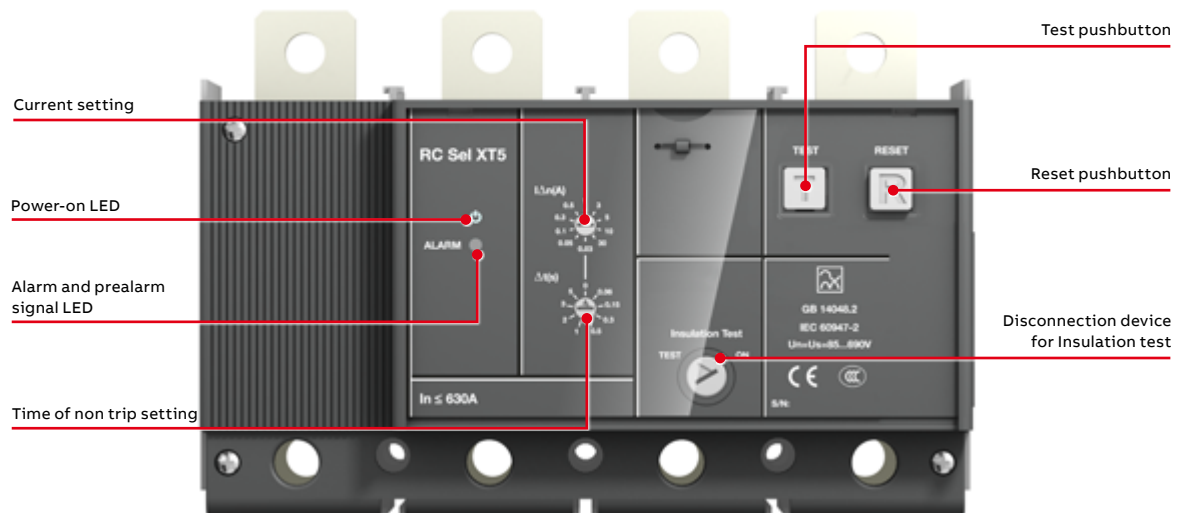
The fixed version of the RC Sel residual current release can be easily converted:

- into a plug-in type of release:
 - by ordering the kit for converting the residual current release from the fixed to the plug-in version
- into a withdrawable type of release:
 - by ordering the kit for converting the residual current release from the plug-in to the withdrawable version. This kit contains the shunt opening release of the withdrawable residual current device to replace the shunt opening release supplied with the fixed version. The shunt opening release of the withdrawable residual current device contains both the connector for the moving part and the connector for the fixed part.

With the RC Sel residual current release for the XT2-XT4, it is possible to use the same terminals for the fixed circuit breaker and for the fixed parts of the plug-in and withdrawable circuit breakers.

With the withdrawable and plug-in versions, frame 160A with RC can be used up to a maximum current of 135A, whereas frame 250A can be used up to 210A.

RC Sel current releases (type A) for XT5



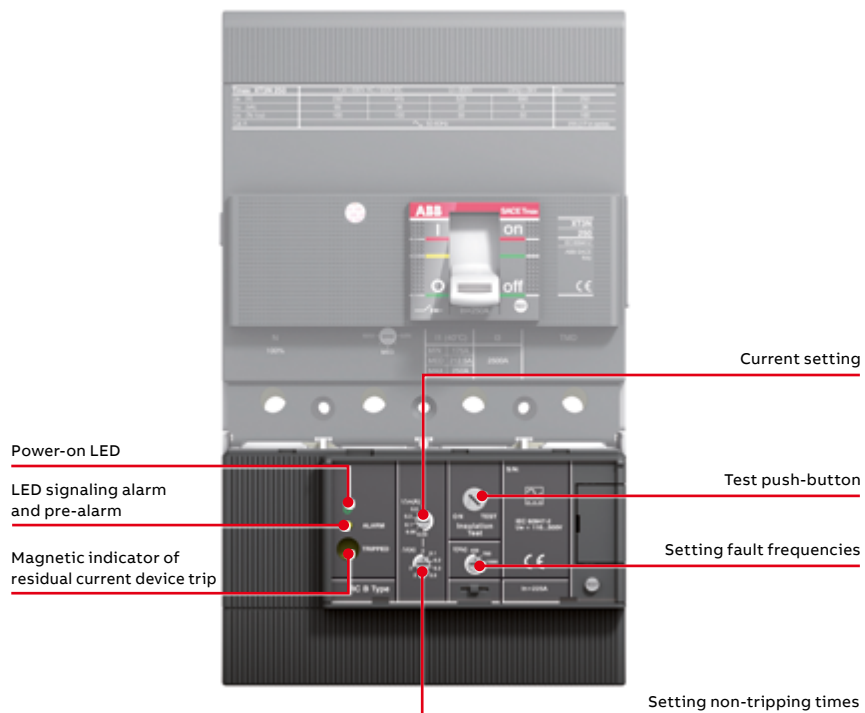
The fixed version of the RC Sel residual current release can easily be converted:

- into a plug-in type of release:
 - by ordering the kit for converting the residual current release from the fixed to the plug-in version into a withdrawable type of release:
- by ordering the kit for converting the residual current release from the plug-in to the withdrawable version. This kit contains the shunt opening release of the withdrawable residual current device to replace the shunt opening release supplied with the fixed version. The shunt opening release of the withdrawable residual current device contains both the connector for the moving part and the connector for the fixed part.

With the RC Sel residual current release for the XT5, it is possible to use the same terminals for the fixed circuit breaker and for the fixed parts of the plug-in and withdrawable circuit breakers.

RC Sel for XT5 is always a four poles version that can be mounted also on a three-pole circuit breakers using the dedicated cover supplied in the RC kit.

RC B Type residual current releases (type B) for XT3



The RC residual current release type B, to be used in conjunction with the XT3 circuit breaker, has the following features:

- it complies with type B operation, which guarantees sensitivity to residual fault currents with alternating, pulsating alternating and direct current components (in compliance with the Standards 60947-1, IEC 60947-2 Annex B, IEC/TR 60755);
- the maximum frequency band of the residual fault current detection can be selected (3 steps: 400 - 700 - 1000Hz). The residual current device can therefore be adapted to suit various industrial installation requirements according to the prospective fault frequencies generated on the load side of the release. Typical installations that may require different frequency thresholds from the standard ones (50 - 60Hz) include welding systems for the automobile industry (1000Hz), the textile industry (700Hz), airports and three-phase drives (400Hz).

Residual current protection

Electrical characteristics	Residual current devices				
	RC Sel 200 XT1	RC Inst XT1-XT3	RC Sel XT1-XT3	RC Sel XT2-XT4	RC Sel XT5 ⁽³⁾
Primary power supply voltage [V]	85...690	85...690	85...690	85...690	85...500
Operating frequency [Hz]	45...66	45...66	45...66	45...66	45...66
Fault frequency [Hz]	50-60	50-60	50-60	50-60	50-60
Test operating range [V]	85...690	85...690	85...690	85...690	85...500
Rated operating current [A]	up to 160	XT1 up to 160 XT3 up to 250	up to 160 XT1 up to 250 XT3	up to 160 XT2 ⁽²⁾ up to 250 XT4 ⁽²⁾	up to 550A ⁽²⁾
Adjustable trip thresholds [A]	0.03-0.05-0.1- 0.3-0.5-1-3-5-10	0.03-0.1-0.3 0.5-1-3	0.03-0.05-0.1- 0.3-0.5-1-3-5-10	0.03-0.05-0.1- 0.3-0.5-1-3-5-10	0.03-0.05-0.1-0.3 0.5-1-3-5-10-30
Selective type S	■	-	■	■	■
Adjustable NON-trip time settings [s] at 2xI Δ n	Instantaneous 0.1-0.2-0.3- 0.5-1-2-3	Instantaneous	Instantaneous 0.1-0.2-0.3- 0.5-1-2-3	Instantaneous 0.1-0.2-0.3- 0.5-1-2-3	Instantaneous 0.06-0.15-0.3- 0.5-1-2-3-5
Power input	<5 W at 690V AC	<5 W at 690V AC	<5 W at 690V AC	<5 W at 690V AC	<5 W at 500V AC
Trip Coil with switch contact for trip signal	■	■	■	■	■
Input for remote controlled opening command	■	-	■	■	■
NO contact for pre-alarm signal	■	-	■	■	■
NO contact for alarm signal	■	-	■	■	■
Pre-alarm indication from 25% I Δ n. Steady yellow LED light	■	-	■	■	■
Alarm timing indication at 75% I Δ n. Flashing yellow LED light ⁽¹⁾	■	-	■	■	■
Type A for pulsating alternating current	■	■	■	■	■
Type AC for alternating current	■	■	■	■	■

(1) Indication of alarm timing at 90% I Δ n for 30mA for XT1, XT2, XT3 and XT4. Indication of alarm timing at 75%I Δ n for 30mA for XT5

(2) Plug-in and withdrawable version: the 160 frame can be used with a max In = 135A
the 250 frame can be used with a max In = 210A
the 630 frame can be used with a max In = 500A

(3) Only for IEC circuit breakers with Icu up to 100ka @415V (N-S-H-L versions)

Electrical characteristics	Residual current devices
	RC B Type XT3
Primary power supply voltage [V]	110...500
Operating frequency [Hz]	45...66
Fault frequency [Hz]	400-700-1000
Test operating range [V]	110...500
Rated operating current [A]	up to 225
Adjustable trip thresholds [A]	0.03-0.05-0.1-0.3-0.5-1
Selective type S	■
Adjustable NON-trip time settings [s] at $2 \times I_{\Delta n}$	Instantaneous 0-0.1-0.2-0.3-0.5-1-2-3
Power input	<10 W at 500V AC
Trip Coil with switch contact for trip signal	■
Input for remote controlled opening command	■
NO contact for pre-alarm signal	■
NO contact for alarm signal	■
Steady yellow LED light	■
Flashing yellow LED light ⁽¹⁾	■
Type A for pulsating alternating current, Type AC for alternating current	■
Type B for pulsating current and direct current	■

(1) Indication of alarm timing at 90% $I_{\Delta n}$ for 30mA

Residual current protection

SACE RCQ020 panel type residual current release

SACE Tmax XT circuit breakers can also be used in conjunction with RCQ020 panel type residual current releases with a separate toroid to be installed on the line conductors (“/A” indicates the necessity for an auxiliary power supply).

Thanks to its wide range of settings, the panel release is suitable for:

- applications where the installation conditions are particularly restrictive, such as for circuit breakers that are already installed or where there is limited space in a compartment where the circuit breaker is installed;
- creating a residual current protection system coordinated at various distribution levels, from the main switchboard to the end user;
- where residual current protection with low sensitivity is required, e.g. in partial (current) or total (time) selective chains;
- highly sensitive applications (physiological sensitivity) for protecting people against direct contacts.

Thanks to the 115-230...415V external auxiliary power supply, the RCQ020 panel type residual current device is able to detect current leakages from 30mA to 30A and to act with a trip time that can be adjusted from instantaneous to a delay of 5s. The opening mechanism is an indirect action type and acts on the circuit breaker release mechanism by means of the shunt opening or an undervoltage release of the circuit breaker itself.



The opening command to the circuit breaker (trip delay) can be temporarily inhibited, and the circuit-breaker can be opened by remote control by means of the RCQ020 device.

The following equipment must be requested when ordering:

- the RCQ020 device itself;
- an opening coil (SOR) or an undervoltage release (UVR) of the circuit breaker to be housed in the relative slot made in the left pole of the circuit breaker itself;
- a closed toroid, which can be used for both cables and busbars, with a diameter from 60mm to 185mm.

Signals available:

- LED to indicate the status of the residual current device (supplied or not supplied). The RCQ020 is equipped with a positive safety function thanks to which the RCQ020 sends an automatic circuit breaker opening command in the absence of auxiliary voltage;
- LED for fault signaling;
- LED for signaling tripping of the residual current device;
- electrical pre-alarm/alarm/trip signals.



Residual current protection

Power supply Voltage	/A	AC [V]	115-230...415
	/P	AC [V]	110...690
	/P	DC [V]	110...125
Operating frequency		[Hz]	45÷66
Inrush current	/A	@115 V AC	500 mA for 50 ms
	/A	@230 V AC	150 mA for 50 ms
	/A	@415 V AC	100 mA for 50 ms
	/P	@110 V AC	300 mA for 50 ms
	/P	@690 V AC	2 A for 50 ms
	/P	@125 V DC	500 mA for 50 ms
Rated Power	/A		2 [VA] / 2 [W]
	/P	@115 V AC	max 3 W
	/P	@230 V AC	max 3 W
	/P	@690 V AC	max 4 W
	/P	@125 V DC	max 2 W
Trip threshold adjustment I Δ n		[A]	0.03-0.05-0.1-0.3-0.5-1-3-5-10-30
No trip time adjustment		[s]	instantaneous 0.1-0.2-0.3-0.5-0.7-1-2-3-5
Pre-alarm threshold		x I Δ n	25%
A type for pulsing alternate current			■
Signals			
Device powered visual signaling			■
Visual signaling of device not functioning / not configured			■
Visual signaling of residual current protection			■
Electrical alarm/pre-alarm signal			■
Electric trip signal			■
Controls			
Remotely controlled opening command			■
Remotely controlled reset command			■
Operating range of closed transformers			
Ø 2.36 [in] toroidal transformer		[A]	In max = 250 A - Use 0.03...30 A
Ø 4.33 [in] toroidal transformer		[A]	In max = 400 A - Use 0.03...30 A
Ø 7.28 [in] toroidal transformer		[A]	In max = 800 A - Use 0.1...30 A
Connection to toroidal transformer			By means of 4 shielded or twisted conductors. Maximum tolerated length: 50 ft
Dimensions W x H x D		[mm/in]	[96x96x77] / [3.77x3.77x3]
Drilling for assembly on door standard		[mm/in]	[92x92] / [6.62x3.62]
			IEC 60947-2 annex M


Compatibility of accessories

Fixed and plug-in versions

Check whether the different devices are compatible/incompatible with each other when ordering accessories. The following table provides a simple check of the compatibility between mechanical and electrical accessories. To understand the abbreviations used to identify the accessories more easily, refer to the "Glossary" at the end of the section.



Three-pole circuit breaker



Four-pole circuit breaker

How to read compatibility tables - an example

Fixed/plug-in circuit breaker compatibility XT1-XT3						
	SOR 3p	UVR 3p	3Q 3p	SOR 4p	UVR 4p
SOR 3p	↑ 2	↑ 3	↑ 4	✓ 5	✓ 6	
UVR 3p ¹	→					
3Q sx 3p				✓	✓	
SOR 4p	✓	✓	✓		✓	
UVR 4p	✓	✓	✓	✓ [...]		
[...]						

The UVR positioned in the slot of the 3rd pole⁽¹⁾ is:

- incompatible with the SOR positioned on the 3rd pole⁽²⁾;
- incompatible with the UVR positioned on the 3rd pole⁽³⁾;
- incompatible with the 3Q contacts on the left of the 3rd pole⁽⁴⁾;
- compatible with the SOR positioned in the slot of the 4th pole⁽⁵⁾;
- compatible with the UVR positioned in the slot of the 4th pole⁽⁶⁾.
- [...]

Tmax XT1-XT3

	RHD	RHE	RHS	FLD	MOD	PLL on CB	KLC on CB	RHL	MOL on motor	SOR/UVR 3p	3Q left 3p	RC Coil 3p	SOR/UVR 4p	3Q left 4p	1Q+1SY	2Q+1SY	3Q+1SY	AUE
RHD								✓		✓	✓	✓	✓	✓	✓	✓	✓	✓
RHE								✓		✓	✓	✓	✓	✓	✓	✓	✓	✓
RHS										✓	✓	✓	✓	✓	✓	✓	✓	✓
FLD								✓		✓	✓	✓	✓	✓	✓	✓	✓	✓
MOD									✓	✓	✓	✓	✓	✓	✓	✓	✓ ⁽¹⁾	✓ ⁽²⁾
PLL on CB										✓	✓	✓	✓	✓	✓	✓	✓	✓
KLC on CB										✓	✓	✓	✓	✓	✓	✓	✓	✓
RHL	✓	✓		✓						✓	✓	✓	✓	✓	✓	✓	✓	✓
MOL on motor					✓					✓	✓		✓	✓	✓	✓	✓	✓
SOR/UVR 3p	✓	✓	✓	✓	✓	✓		✓	✓				✓	✓	✓	✓	✓	✓
3Q left 3p	✓	✓	✓	✓	✓	✓		✓	✓				✓	✓	✓	✓	✓	✓
RC Coil 3p	✓	✓	✓	✓	✓	✓		✓					✓	✓	✓	✓	✓	✓
SOR/UVR 4p	✓	✓	✓	✓	✓	✓		✓		✓	✓	✓		✓	✓	✓	✓	✓
3Q left 4p	✓	✓	✓	✓	✓	✓		✓		✓	✓	✓		✓	✓	✓	✓	✓
1Q+1SY	✓	✓	✓	✓	✓	✓		✓		✓	✓	✓		✓				✓
2Q+1SY	✓	✓	✓	✓	✓	✓		✓		✓	✓	✓		✓				✓
3Q+1SY	✓	✓	✓	✓	✓ ⁽²⁾	✓		✓		✓	✓	✓		✓				✓
AUE	✓	✓						✓		✓	✓	✓	✓	✓	✓	✓	✓	✓

✓ Compatible; (1) Not valid for XT1; (2) Not valid for XT3

Compatibility of accessories

Tmax XT2-XT4

Circuit breakers with thermal-magnetic or electronic Ekip Dip trip units

	RHD	RHE	RHS	FLD	MOE/MOE-E	PLL on CB	KLC on CB	RHL	MOL on motor	SOR/UVR 3p	3Q left 3p	RC Coil 3p	SOR/UVR 4p	3Q left 4p	1Q+1SY	2Q+1SY	3Q+1SY	3Q+2SY	2Q+2SY+1S51	1S51	400V 2Q	400V 1Q+1SY	AUE	Ekip COM STA RTU / Ekip COM LSI-LSIG ⁽¹⁾	Ekip COM STA TCP	
RHD								✓		✓	✓	✓	✓	✓	✓	✓	✓	✓	✓	✓	✓	✓	✓	✓	✓	
RHE								✓		✓	✓	✓	✓	✓	✓	✓	✓	✓	✓	✓	✓	✓	✓	✓	✓	✓
RHS										✓	✓	✓	✓	✓	✓	✓	✓	✓	✓	✓	✓	✓	✓	✓	✓	✓
FLD								✓		✓	✓	✓	✓	✓	✓	✓	✓	✓	✓	✓	✓	✓	✓	✓	✓	✓
MOE/MOE-E									✓	✓	✓	✓	✓	✓	✓	✓	✓	✓	✓	✓	✓	✓	✓	✓	✓	✓
PLL on CB										✓	✓	✓	✓	✓	✓	✓	✓	✓	✓	✓	✓	✓	✓	✓	✓	✓
KLC on CB													✓	✓	✓	✓	✓	✓	✓	✓	✓	✓	✓	✓	✓	✓
RHL	✓	✓		✓						✓	✓	✓	✓	✓	✓	✓	✓	✓	✓	✓	✓	✓	✓	✓	✓	✓
MOL on motor					✓					✓	✓	✓	✓	✓	✓	✓	✓	✓	✓	✓	✓	✓	✓	✓	✓	✓
SOR/UVR 3p	✓	✓	✓	✓	✓	✓		✓	✓				✓	✓	✓	✓	✓	✓	✓	✓	✓	✓	✓	✓	✓	✓
3Q left 3p	✓	✓	✓	✓	✓	✓		✓	✓				✓	✓	✓	✓	✓	✓	✓	✓	✓	✓	✓	✓	✓	✓
RC Coil 3p	✓	✓	✓	✓	✓	✓		✓	✓				✓	✓	✓	✓	✓	✓	✓	✓	✓	✓	✓	✓	✓	✓
SOR/UVR 4p	✓	✓	✓	✓	✓	✓	✓	✓	✓	✓	✓	✓			✓	✓	✓	✓	✓	✓	✓	✓	✓	✓	✓	✓
3Q left 4p	✓	✓	✓	✓	✓	✓	✓	✓	✓	✓	✓	✓			✓	✓	✓	✓	✓	✓	✓	✓	✓	✓	✓	✓
1Q+1SY	✓	✓	✓	✓	✓	✓	✓	✓	✓	✓	✓	✓	✓	✓	✓	✓	✓	✓	✓	✓	✓	✓	✓	✓	✓	✓
2Q+1SY	✓	✓	✓	✓	✓	✓	✓	✓	✓	✓	✓	✓	✓	✓	✓	✓	✓	✓	✓	✓	✓	✓	✓	✓	✓	✓
3Q+1SY	✓	✓	✓	✓	✓	✓	✓	✓	✓	✓	✓	✓	✓	✓	✓	✓	✓	✓	✓	✓	✓	✓	✓	✓	✓	✓
3Q+2SY	✓	✓	✓	✓	✓	✓	✓	✓	✓	✓	✓	✓	✓	✓	✓	✓	✓	✓	✓	✓	✓	✓	✓	✓	✓	✓
2Q+2SY+1S51	✓	✓	✓	✓	✓	✓	✓	✓	✓	✓	✓	✓	✓	✓	✓	✓	✓	✓	✓	✓	✓	✓	✓	✓	✓	✓
1S51	✓	✓	✓	✓	✓	✓	✓	✓	✓	✓	✓	✓	✓	✓	✓	✓	✓	✓	✓	✓	✓	✓	✓	✓	✓	✓
400V 2Q	✓	✓	✓	✓	✓	✓	✓	✓	✓	✓	✓	✓	✓	✓	✓	✓	✓	✓	✓	✓	✓	✓	✓	✓	✓	✓
400V 1Q+1SY	✓	✓	✓	✓	✓	✓	✓	✓	✓	✓	✓	✓	✓	✓	✓	✓	✓	✓	✓	✓	✓	✓	✓	✓	✓	✓
AUE	✓	✓						✓		✓	✓	✓	✓	✓	✓	✓	✓	✓	✓	✓	✓	✓	✓	✓	✓	✓
Ekip COM STA RTU / Ekip COM LSI-LSIG ⁽¹⁾	✓	✓	✓	✓	✓	✓	✓	✓	✓	✓	✓	✓	✓	✓	✓	✓	✓	✓	✓	✓	✓	✓	✓	✓	✓	✓
Ekip COM STA TCP	✓	✓	✓	✓	✓	✓	✓	✓	✓	✓	✓	✓	✓	✓	✓	✓	✓	✓	✓	✓	✓	✓	✓	✓	✓	✓

✓ Compatible
 (1) Ekip COM LSI-LSIG is only available with Ekip LSI and LSIG trip units

Circuit breakers with electronic Ekip Touch and Ekip Hi-Touch trip units

	RHD	RHE	RHS	FLD	MOE/MOE-E	PLL ON CB	KLC ON CB	RHL	MOL ON MOTOR	SOR/UVR 3P	3Q LEFT 3P	RC COIL 3P	SOR/UVR 4P	3Q LEFT 4P	AUE	EKIP COM
RHD								✓		✓	✓	✓	✓	✓	✓	✓
RHE								✓		✓	✓	✓	✓	✓	✓	✓
RHS										✓	✓	✓	✓	✓		✓
FLD								✓		✓	✓	✓	✓	✓		✓
MOE/MOE-E									✓	✓	✓	✓	✓	✓		✓
PLL on CB										✓	✓	✓	✓	✓		✓
KLC on CB													✓	✓		✓
RHL	✓	✓		✓						✓	✓	✓	✓	✓	✓	✓
MOL on motor					✓					✓	✓	✓	✓	✓		✓
SOR/UVR 3p	✓	✓	✓	✓	✓	✓		✓	✓				✓	✓	✓	✓
3Q left 3p	✓	✓	✓	✓	✓	✓		✓	✓				✓	✓	✓	✓
RC Coil 3p	✓	✓	✓	✓	✓	✓		✓	✓				✓	✓	✓	✓
SOR/UVR 4p	✓	✓	✓	✓	✓	✓	✓	✓	✓	✓	✓	✓			✓	✓
3Q left 4p	✓	✓	✓	✓	✓	✓	✓	✓	✓	✓	✓	✓			✓	✓
AUE	✓	✓						✓		✓	✓	✓	✓	✓		✓
Ekip COM	✓	✓	✓	✓	✓	✓	✓	✓	✓	✓	✓	✓	✓	✓	✓	✓

✓ Compatible

Compatibility of accessories

Tmax XT5

Circuit breakers with thermal-magnetic or electronic Ekip Dip trip units

	RHD	RHE	CK RHE->RHS	FLD	MOE/MOE-E	PLL on CB	KLC on CB	RHL	MOL on motor	YO/YU 3p	YO/YU 1p	1Q+1SY	1Q+1SY left	2Q+1SY	3Q+1SY	1S51	1S52	400V 2Q	400V 1Q+1SY	AUE	Ekip COM STA RTU/TCP	
RHD	✓							✓		✓	✓	✓	✓	✓	✓	✓	✓	✓	✓	✓	✓	✓
RHE		✓						✓		✓	✓	✓	✓	✓	✓	✓	✓	✓	✓	✓	✓	✓
CK RHE->RHS		✓						✓		✓	✓	✓	✓	✓	✓	✓	✓	✓	✓	✓	✓	✓
FLD				✓				✓		✓	✓	✓	✓	✓	✓	✓	✓	✓	✓	✓	✓	✓
MOE/MOE-E					✓				✓	✓	✓	✓	✓	✓	✓	✓	✓	✓	✓	✓	✓	✓
PLL on CB						✓				✓	✓	✓	✓	✓	✓	✓	✓	✓	✓	✓	✓	✓
KLC on CB							✓				✓	✓	✓	✓	✓	✓	✓	✓	✓	✓	✓	✓
RHL	✓	✓	✓	✓						✓	✓	✓	✓	✓	✓	✓	✓	✓	✓	✓	✓	✓
MOL on motor					✓				✓	✓	✓	✓	✓	✓	✓	✓	✓	✓	✓	✓	✓	✓
YO/YU 3p	✓	✓	✓	✓	✓	✓		✓	✓	✓	✓	✓	✓	✓	✓	✓	✓	✓	✓	✓	✓	✓
YO/YU 1p	✓	✓	✓	✓	✓	✓	✓	✓	✓	✓		✓	✓	✓	✓	✓	✓	✓	✓	✓	✓	✓
1Q+1SY	✓	✓	✓	✓	✓	✓	✓	✓	✓	✓	✓		✓	✓	✓	✓	✓	✓	✓	✓	✓	✓
1Q+1SY left	✓	✓	✓	✓	✓	✓	✓	✓	✓	✓	✓	✓		✓	✓	✓	✓	✓	✓	✓	✓	✓
2Q+1SY	✓	✓	✓	✓	✓	✓	✓	✓	✓	✓	✓		✓	✓	✓	✓	✓	✓	✓	✓	✓	✓
3Q+1SY	✓	✓	✓	✓	✓	✓	✓	✓	✓	✓	✓		✓	✓	✓	✓	✓	✓	✓	✓	✓	✓
1S51	✓	✓	✓	✓	✓	✓	✓	✓	✓	✓	✓	✓	✓	✓	✓	✓	✓	✓	✓	✓	✓	✓
1S52	✓	✓	✓	✓	✓	✓	✓	✓	✓	✓	✓	✓	✓	✓	✓	✓	✓	✓	✓	✓	✓	✓
400V 2Q	✓	✓	✓	✓	✓	✓	✓	✓	✓	✓	✓	✓	✓	✓	✓	✓	✓	✓	✓	✓	✓	✓
400V 1Q+1SY	✓	✓	✓	✓	✓	✓	✓	✓	✓	✓	✓	✓	✓	✓	✓	✓	✓	✓	✓	✓	✓	✓
AUE	✓	✓						✓		✓	✓	✓	✓	✓	✓	✓	✓	✓	✓	✓	✓	✓
Ekip COM STA RTU/TCP	✓	✓	✓	✓	✓	✓	✓	✓	✓	✓	✓	✓	✓	✓	✓	✓	✓	✓	✓	✓	✓	✓

✓ Compatible

Circuit breakers with electronic Ekip Touch and Ekip Hi-Touch trip units

	RHD	RHE	CK RHE->RHS	FLD	MOE/MOE-E	PLL on CB	KLC on CB	RHL	MOL on motor	YO/YU 3p	YO/YU 1p	1Q+1SY	2Q+1SY	3Q+1SY	1S51	1S52	400V 2Q	AUE	Ekip COM	Ekip 1K
RHD	✓							✓		✓	✓	✓	✓	✓	✓	✓	✓	✓	✓	✓
RHE			✓					✓		✓	✓	✓	✓	✓	✓	✓	✓	✓	✓	✓
CK RHE->RHS		✓						✓		✓	✓	✓	✓	✓	✓	✓	✓	✓	✓	✓
FLD				✓				✓		✓	✓	✓	✓	✓	✓	✓	✓	✓	✓	✓
MOE/MOE-E					✓				✓	✓	✓	✓	✓	✓	✓	✓	✓	✓	✓	✓
PLL on CB						✓				✓	✓	✓	✓	✓	✓	✓	✓	✓	✓	✓
KLC on CB							✓				✓	✓	✓	✓	✓	✓	✓	✓	✓	✓
RHL	✓	✓	✓	✓						✓	✓	✓	✓	✓	✓	✓	✓	✓	✓	✓
MOL on motor					✓				✓	✓	✓	✓	✓	✓	✓	✓	✓	✓	✓	✓
YO/YU 3p	✓	✓	✓	✓	✓	✓		✓	✓		✓	✓	✓	✓	✓	✓	✓	✓	✓	✓
YO/YU 1p	✓	✓	✓	✓	✓	✓	✓	✓	✓			✓	✓	✓	✓	✓	✓	✓	✓	✓
1Q+1SY	✓	✓	✓	✓	✓	✓	✓	✓	✓	✓					✓	✓	✓	✓	✓	✓
2Q+1SY	✓	✓	✓	✓	✓	✓	✓	✓	✓	✓					✓	✓	✓	✓	✓	✓
3Q+1SY	✓	✓	✓	✓	✓	✓	✓	✓	✓	✓					✓	✓	✓	✓	✓	✓
1S51	✓	✓	✓	✓	✓	✓	✓	✓	✓	✓	✓	✓	✓	✓		✓	✓	✓	✓	✓
1S52	✓	✓	✓	✓	✓	✓		✓	✓	✓	✓	✓	✓	✓	✓		✓	✓	✓	✓
400V 2Q	✓	✓	✓	✓	✓	✓	✓	✓	✓	✓		✓	✓	✓	✓	✓		✓	✓	✓
AUE	✓	✓						✓		✓	✓	✓	✓	✓	✓	✓	✓		✓	✓
Ekip COM	✓	✓	✓	✓	✓	✓	✓	✓	✓	✓	✓	✓	✓	✓	✓	✓	✓			✓
Ekip 1K	✓	✓	✓	✓	✓	✓		✓	✓		✓	✓	✓	✓	✓	✓	✓			✓

✓ Compatible

Compatibility of accessories

Tmax XT6

	RHD	RHE	FLD	MOE/MOE-E	PLL on CB	KLC on CB	RHL	MOL on motor	YU 3p	YO 1p	1Q+1SY	2Q+1SY	3Q+1SY	1S51	1S52
RHD							✓		✓	✓	✓	✓	✓	✓	✓
RHE							✓		✓	✓	✓	✓	✓	✓	✓
FLD							✓		✓	✓	✓	✓	✓	✓	✓
MOE/MOE-E								✓	✓	✓	✓	✓	✓	✓	✓
PLL on CB									✓	✓	✓	✓	✓	✓	✓
KLC on CB										✓	✓	✓	✓	✓	✓
RHL	✓	✓	✓						✓	✓	✓	✓	✓	✓	✓
MOL on motor				✓					✓	✓	✓	✓	✓	✓	✓
YU 3p	✓	✓	✓	✓	✓		✓	✓		✓	✓	✓	✓	✓	✓
YO 1p	✓	✓	✓	✓	✓	✓	✓	✓	✓		✓	✓	✓	✓	✓
1Q+1SY	✓	✓	✓	✓	✓	✓	✓	✓	✓	✓				✓	✓
2Q+1SY	✓	✓	✓	✓	✓	✓	✓	✓	✓	✓				✓	✓
3Q+1SY	✓	✓	✓	✓	✓	✓	✓	✓	✓	✓				✓	✓
1S51	✓	✓	✓	✓	✓	✓	✓	✓	✓	✓	✓	✓	✓		✓
1S52	✓	✓	✓	✓	✓		✓	✓	✓	✓	✓	✓	✓	✓	✓

✓ Compatible

Tmax XT7

In addition to the accessories listed in the table below, it is always possible to complement the XT7 circuit breakers with the Ekip Supply module and up to other two modules. Alternatives to the Ekip supply, 24V and CAN modules can be directly connected by using appropriate terminal blocks.

	RHD	RHE	PLC on CB	KLC on CB	RHL	YO	YU / YO2	4Q	15Y	1551	1552	AUE
RHD					✓	✓	✓	✓	✓	✓	✓	✓
RHE					✓	✓	✓	✓	✓	✓	✓	✓
PLC on CB				✓		✓	✓	✓	✓	✓	✓	
KLC on CB			✓			✓	✓	✓	✓	✓	✓	
RHL	✓	✓				✓	✓	✓	✓	✓	✓	✓
YO	✓	✓	✓	✓	✓		✓	✓	✓	✓	✓	✓
YU / YO2	✓	✓	✓	✓	✓	✓		✓	✓	✓	✓	✓
4Q	✓	✓	✓	✓	✓	✓	✓		✓	✓	✓	✓
15Y	✓	✓	✓	✓	✓	✓	✓	✓		✓	✓	✓
1551	✓	✓	✓	✓	✓	✓	✓	✓	✓		✓	✓
1552	✓	✓	✓	✓	✓	✓	✓	✓	✓	✓		✓
AUE	✓	✓			✓	✓	✓	✓	✓	✓	✓	

✓ Compatible

Tmax XT7 M

In addition to the accessories listed in the table below, it is always possible to complement the XT7 M circuit breakers with the Ekip Supply module and up to other two modules. Alternatives to the Ekip supply, 24V and CAN modules can be directly connected by using appropriate terminal blocks.

	PLC on CB	KLC on CB	PBC	MOC	YO	YU / YO2	YC	YR	RTC	4Q	1551	S33M/2	M	Ekip COM act.	RTC Ekip
PLC on CB		✓		✓	✓	✓	✓	✓	✓	✓	✓	✓	✓	✓	✓
KLC on CB	✓		✓	✓	✓	✓	✓	✓	✓	✓	✓	✓	✓	✓	✓
PBC		✓		✓	✓	✓	✓	✓	✓	✓	✓	✓	✓	✓	✓
MOC	✓	✓	✓		✓	✓	✓	✓	✓	✓	✓	✓	✓	✓	✓
YO	✓	✓	✓	✓		✓	✓	✓	✓	✓	✓	✓	✓	✓	✓
YU / YO2	✓	✓	✓	✓	✓		✓	✓	✓	✓	✓	✓	✓	✓	✓
YC	✓	✓	✓	✓	✓	✓		✓	✓	✓	✓	✓	✓	✓	✓
YR	✓	✓	✓	✓	✓	✓	✓		✓	✓	✓	✓	✓	✓	✓
RTC	✓	✓	✓	✓	✓	✓	✓	✓		✓	✓	✓	✓	✓	✓
4Q	✓	✓	✓	✓	✓	✓	✓	✓	✓		✓	✓	✓	✓	✓
1551	✓	✓	✓	✓	✓	✓	✓	✓	✓	✓		✓	✓	✓	✓
S33M/2	✓	✓	✓	✓	✓	✓	✓	✓	✓	✓	✓		✓	✓	✓
M	✓	✓	✓	✓	✓	✓	✓	✓	✓	✓	✓	✓		✓	✓
Ekip COM act.	✓	✓	✓	✓	✓	✓	✓	✓	✓	✓	✓	✓	✓		✓
RTC Ekip	✓	✓	✓	✓	✓	✓	✓	✓	✓	✓	✓	✓	✓	✓	

✓ Compatible

Compatibility of accessories

Withdrawable versions

Tmax XT2-XT4

	1S51	1Q+1SY	3Q+1SY	3Q+2SY	2Q+2SY+1S51	2Q 400V	1Q+1SY 400V	Ekip COM / Ekip COM STA TCP	Ekip COM STA RTU / Ekip COM LSI-LSIG ⁽¹⁾	NE	MOE	MOE-E	AUX-MO	AUE	SOR/UVR 3p	RC Coil 3p	SOR/UVR 4p
1S51		✓								✓	✓	✓	✓	✓	✓	✓	✓
1Q+1SY	✓									✓	✓	✓	✓	✓	✓	✓	✓
3Q+1SY										✓	✓	✓	✓	✓	✓	✓	✓
3Q+2SY											✓	✓	✓	✓	✓	✓	✓
2Q+2SY+1S51											✓	✓	✓	✓	✓	✓	✓
2Q 400V										✓	✓	✓	✓	✓	✓	✓	✓
1Q+1SY 400V										✓	✓	✓	✓	✓	✓	✓	✓
Ekip COM / Ekip COM STA TCP										✓	✓	✓	✓	✓	✓	✓	✓
Ekip COM STA RTU / Ekip COM LSI-LSIG ⁽¹⁾		✓								✓	✓	✓	✓	✓	✓	✓	✓
NE	✓	✓	✓			✓	✓	✓	✓		✓	✓	✓	✓	✓	✓	✓
MOE	✓	✓	✓	✓	✓	✓	✓	✓	✓	✓			✓		✓	✓	✓
MOE-E	✓	✓	✓	✓	✓	✓	✓	✓	✓	✓			✓		✓	✓	✓
AUX-MO	✓	✓	✓	✓	✓	✓	✓	✓	✓	✓	✓	✓			✓	✓	✓
AUE	✓	✓	✓	✓	✓	✓	✓	✓	✓	✓					✓	✓	✓
SOR/UVR 3p	✓	✓	✓	✓	✓	✓	✓	✓	✓	✓	✓	✓	✓	✓			✓
RC Coil 3p	✓	✓	✓	✓	✓	✓	✓	✓	✓	✓	✓	✓	✓	✓			✓
SOR/UVR 4p	✓	✓	✓	✓	✓	✓	✓	✓	✓	✓	✓	✓		✓	✓	✓	

✓ Compatible

(1) Ekip COM LSI-LSIG is only available with Ekip LSI and LSI-G trip units

With the Ekip Touch and Hi-Touch trip units there is always an additional connector for 24V and CAN modules to be mounted on the left side of the moving part.

Tmax XT5

	1S52	1S51	1Q+1SY	2Q+1SY	3Q+1SY	2Q 400V	1Q+1SY 400V	Ekip COM	Ekip COM STARTU	Ekip COM STATCP	MOE	MOE-E	AUE	YO/YU 3p	YO/YU 1p	Ekip 1K
1S52		✓	✓	✓	✓	✓					✓	✓	✓	✓	✓	✓
1S51	✓		✓	✓	✓	✓	✓	✓	✓	✓	✓	✓	✓	✓	✓	✓
1Q+1SY	✓	✓				✓	✓	✓ ⁽¹⁾		✓	✓	✓	✓	✓	✓	✓
2Q+1SY	✓	✓					✓	✓ ⁽¹⁾		✓	✓	✓	✓	✓	✓	✓
3Q+1SY	✓	✓					✓	✓ ⁽¹⁾		✓	✓	✓	✓	✓	✓	✓
2Q 400V	✓	✓	✓				✓	✓	✓	✓	✓	✓	✓	✓		
1Q+1SY 400V		✓	✓	✓	✓	✓					✓	✓	✓		✓	
Ekip COM		✓	✓ ⁽¹⁾	✓ ⁽¹⁾	✓ ⁽¹⁾	✓					✓	✓	✓		✓	✓
Ekip COM STA RTU		✓				✓					✓	✓	✓		✓	✓
Ekip COM STA TCP		✓	✓	✓	✓	✓					✓	✓	✓	✓	✓	✓
MOE	✓	✓	✓	✓	✓	✓	✓	✓	✓	✓				✓	✓	✓
MOE-E	✓	✓	✓	✓	✓	✓	✓	✓	✓	✓				✓	✓	✓
AUE	✓	✓	✓	✓	✓	✓	✓	✓	✓	✓				✓	✓	✓
YO/YU 3p	✓	✓	✓	✓	✓	✓				✓	✓	✓	✓		✓	✓
YO/YU 1p	✓	✓	✓	✓	✓		✓	✓	✓	✓	✓	✓	✓	✓		✓
Ekip 1K		✓	✓					✓	✓	✓	✓	✓	✓		✓	✓

✓ Compatible

(1) In case of the Ekip COM Modbus, RTU, the tick must be disregarded.

Tmax XT6

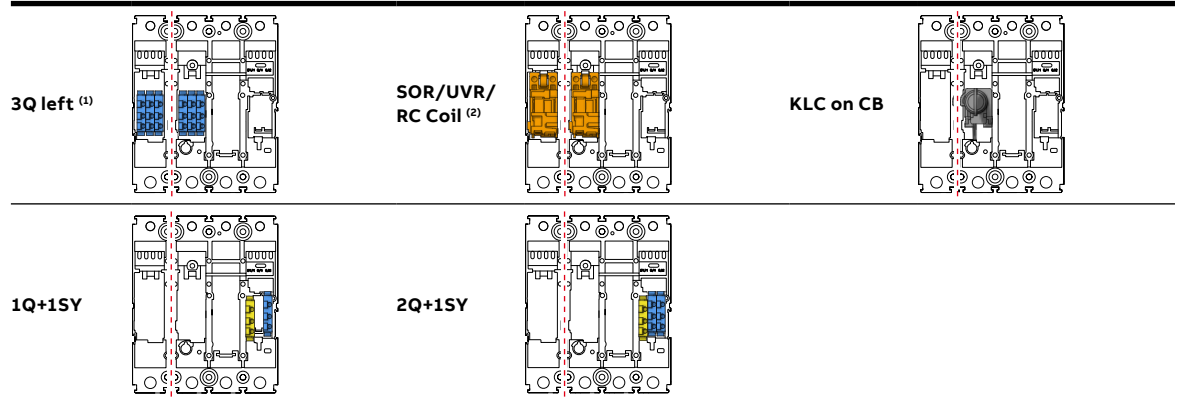
	1S52	1S51	1Q+1SY	2Q+1SY	3Q+1SY	MOE	MOE-E	YU 3p	YO 1p
1S52		✓	✓	✓	✓	✓	✓		✓
1S51	✓		✓	✓	✓	✓	✓	✓	✓
1Q+1SY	✓	✓				✓	✓	✓	✓
2Q+1SY	✓	✓				✓	✓	✓	✓
3Q+1SY	✓	✓				✓	✓	✓	✓
MOE	✓	✓	✓	✓	✓			✓	✓
MOE-E	✓	✓	✓	✓	✓			✓	✓
YU 3p		✓	✓	✓	✓	✓	✓		✓
YO 1p	✓	✓	✓	✓	✓	✓	✓	✓	✓

✓ Compatible

Compatibility of accessories

Position of the internal accessories for the Tmax XT1

Tmax XT1

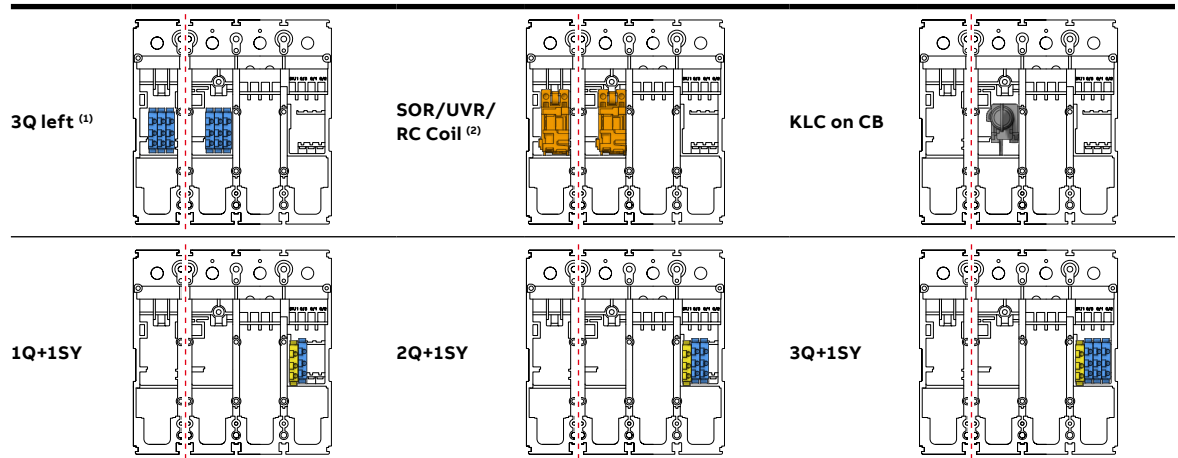


(1) For 4-pole version, 3Q left on the fourth pole only.

(2) RC Coil on the third pole only.

Position of the internal accessories for the Tmax XT3

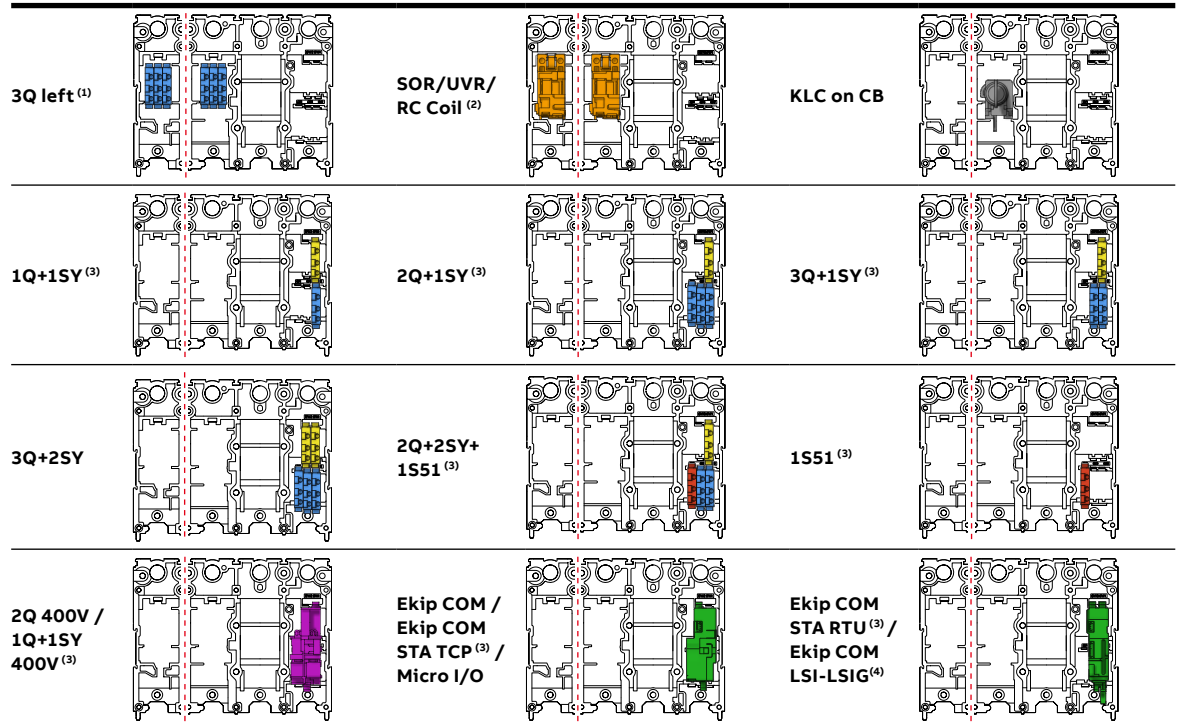
Tmax XT3



(1) For 4-pole version, 3Q left on the fourth pole only.

(2) RC Coil on the third pole only.

Position of the internal accessories for the Tmax XT2-XT4

Tmax XT2-XT4

(1) For 4-pole version, 3Q left on the fourth pole only.

(2) RC Coil on the third pole only.

(3) Not available for the Ekip Touch and Hi-Touch trip units.

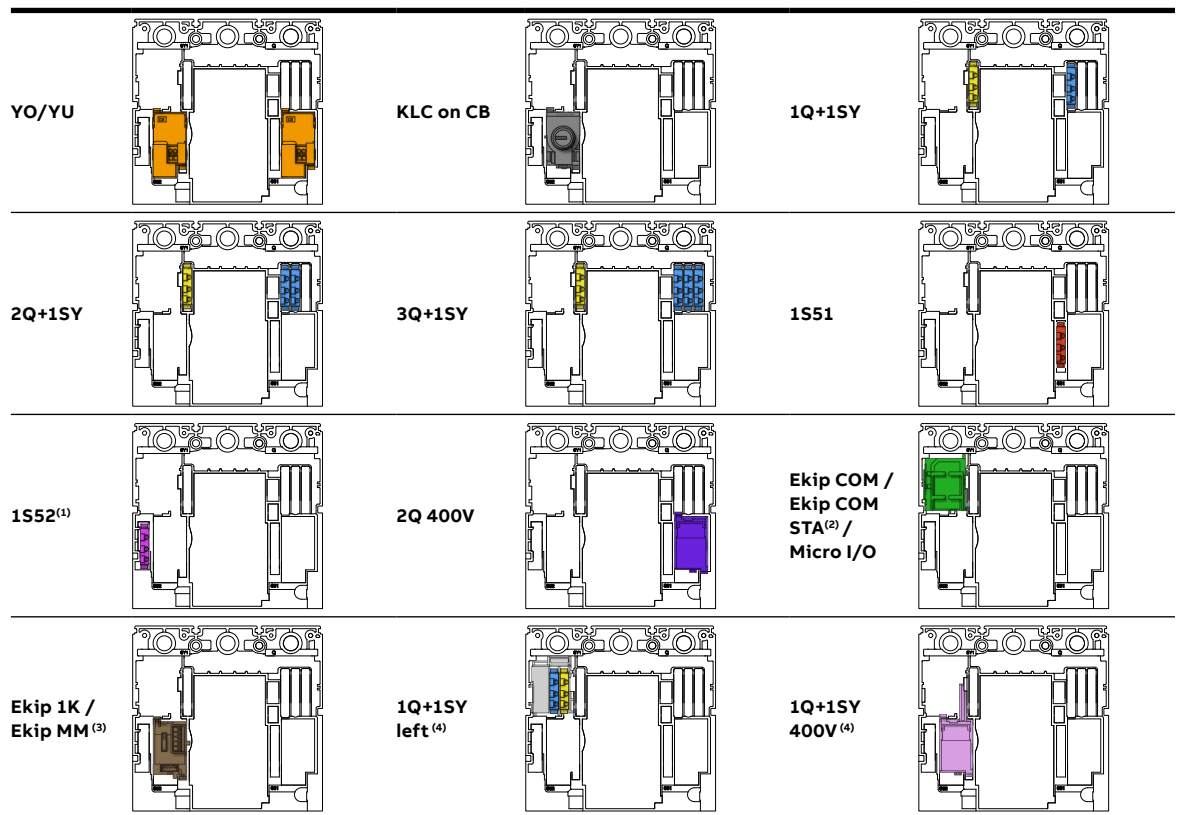
(4) Available only on Ekip LSI and Ekip LSIG.

Compatibility of accessories

Position of the internal accessories for the Tmax XT5

Tmax XT5

With 4-pole circuit breakers, it is not possible to add accessories to the fourth pole.

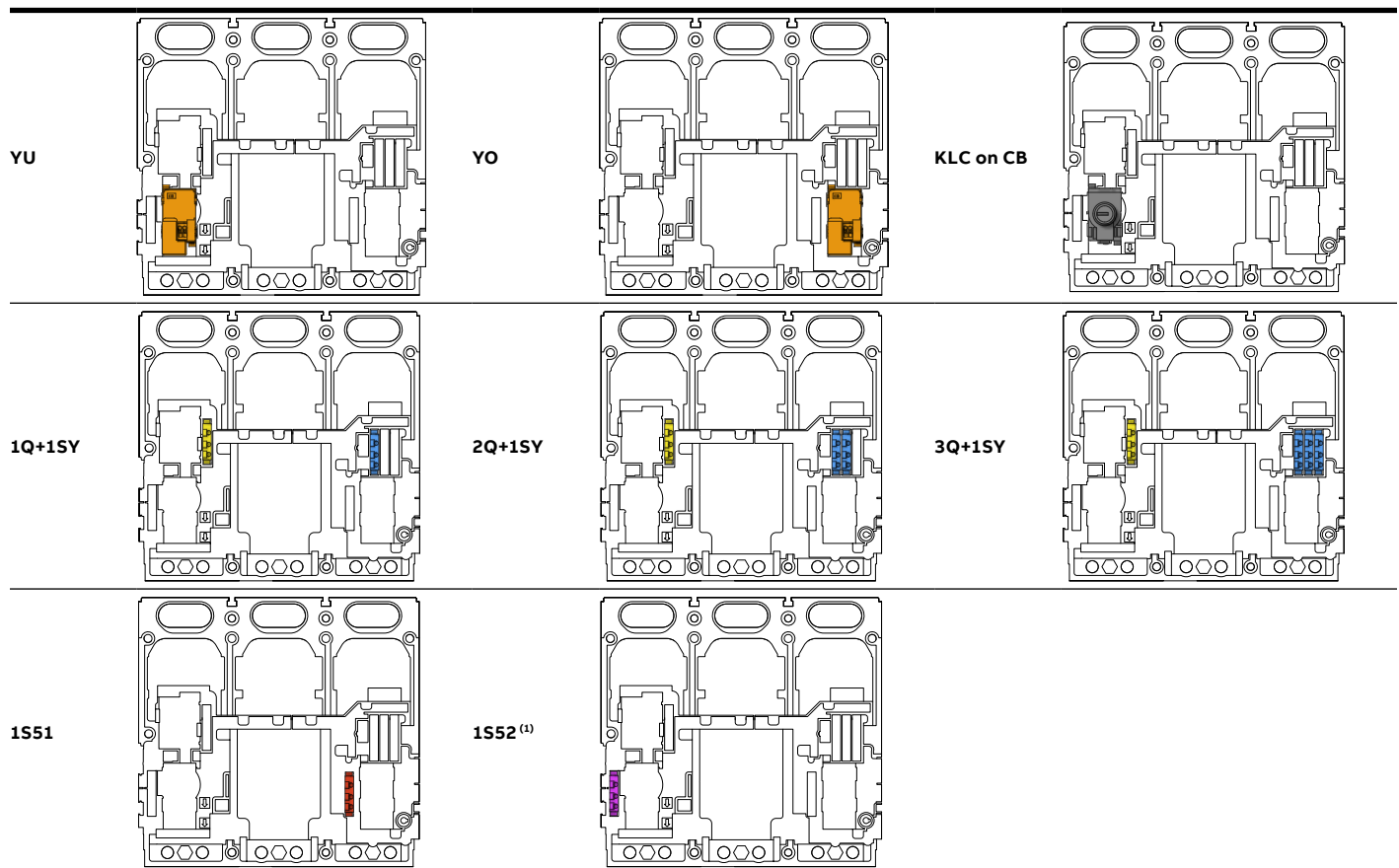


- (1) YO or YU must be mounted on the third pole to make S52 signaling available.
 (2) Ekip COM or stand-alone module, depending on the trip unit.
 (3) Available for the Ekip Touch and Ekip Hi-Touch only.
 (4) Available for the TM trip unit, Ekip Dip trip unit and molded case switches only.

Position of the internal accessories for the Tmax XT6

Tmax XT6

With 4-pole circuit breakers, it is not possible to add accessories to the fourth pole.



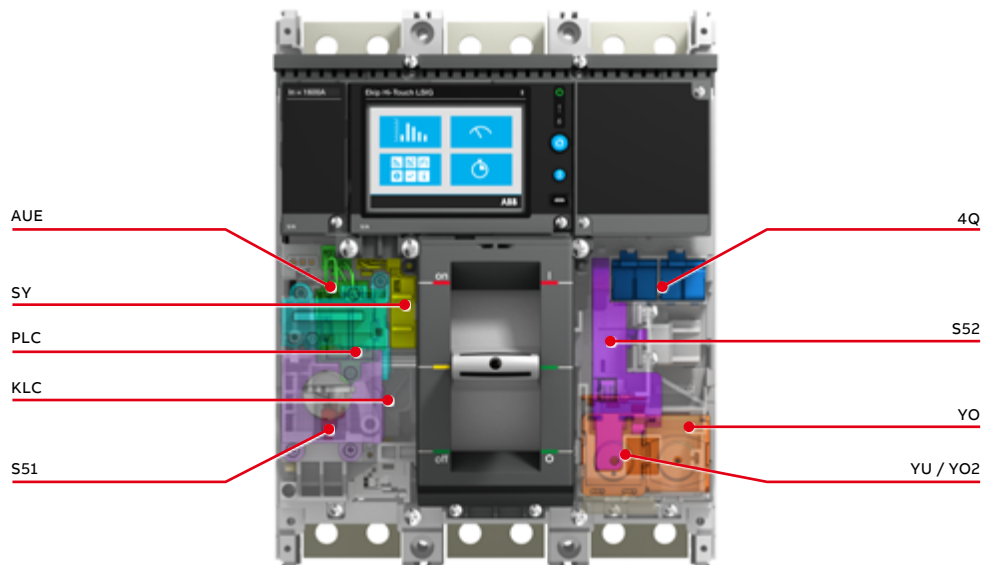

(1) The YU must be mounted on the third pole to make S52 signaling available.

Compatibility of accessories

Position of the internal accessories for the Tmax XT7

Tmax XT7

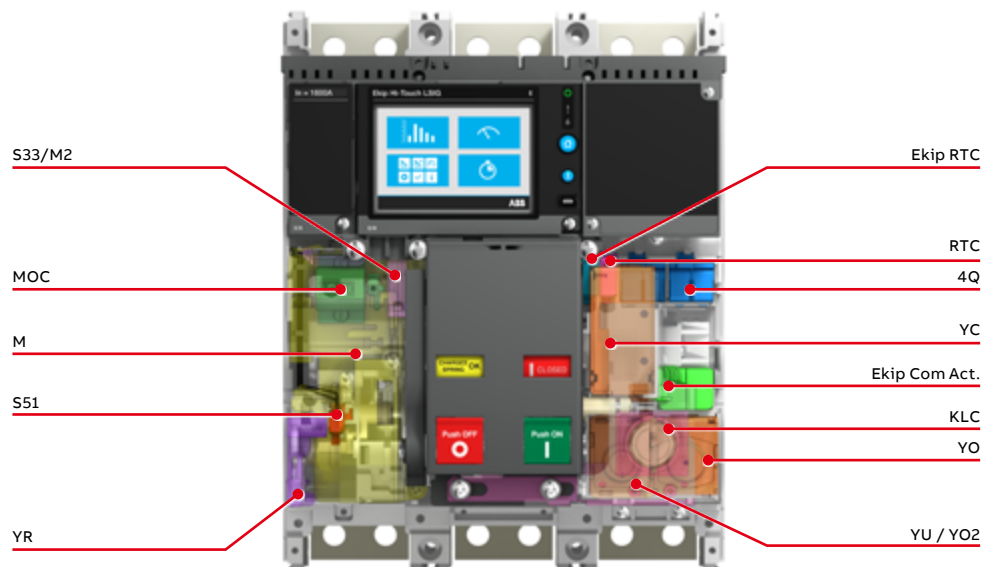
All internal accessories for the XT7 can be mounted at the same time without any restriction concerning their compatibility. To guarantee proper operation of all accessories, please refer to the relevant tables (see previous pages).



Position of the internal accessories for the Tmax XT7 M

Tmax XT7 M

All internal accessories for the XT7 M can be mounted at the same time without any restriction concerning their compatibility. To guarantee proper operation of all accessories, please refer to the relevant tables (see previous pages).



Compatibility of accessories

Reading information

Glossary

RHD	= Direct rotary handle	S51	= Contact signaling tripping due to trip unit
RHE	= Transmitted rotary handle		
RHS	= Lateral transmitted rotary handle	S52	= Contact signaling YO/YU tripping
CK RHE->RHS	= Conversion kit for converting an RHE into an RHS	S33M/2	= Contact signaling loaded springs
FLD	= Front for lever operating mechanism	AUE	= Early auxiliary contacts
MOD	= Direct action motor operator	RTC	= Ready to close signaling contact
MOE/MOE-E	= Stored energy motor operator	PBC	= Protection device for opening and closing pushbuttons
M	= Motor operator	MOC	= Mechanical operation counter
PLL on CB	= Padlock device on circuit-breaker	NE	= Neutral external
KLC on CB	= Keylock device on circuit-breaker	AUX-MO	= Auxiliary contacts for stored energy motor operator
RHL	= Keylock for rotary handle and front for lever operating mechanism	Micro I/O	= Module for Touch and Hi-Touch trip unit
MOL on motor	= Keylock for motor operator	Ekip COM STA	= Communication module stand-alone
SOR	= Shunt opening release	Ekip COM STA RTU	= Communication module stand-alone Modbus RTU
UVR	= Undervoltage release	Ekip COM STA TCP	= Communication module stand-alone Modbus TCP
YO	= Shunt opening release	Ekip COM	= Communication module
YU	= Undervoltage release	Ekip COM act.	= Ekip COM actuator
YC	= Closing release	Ekip 1K	= Ekip 1K signaling
YR	= Remote resetting	Ekip MM	= Ekip Maintenance Module
RC Coil	= Coil for residual current device	Ekip COM LSI-LSIG	= Communication module for Ekip LSI and LSIG XT2-XT4
Q	= Contact signaling open/closed		
SY	= Contact signaling tripping		

Ordering codes

Catalog number construction

8/4 XT1–XT7

8/5 XT7M

Circuit breaker ordering codes

8/6 XT1

8/13 XT2

8/68 XT3

8/74 XT4

8/156 XT5

8/237 XT6

8/250 XT7

8/289 XT7M

Ordering codes

Ordering codes for accessories

Execution and installation

- 8/308 Fixed parts
- 8/309 Conversion kit
- 8/311 Plug and socket adapters
- 8/311 Bracket for fixing on DIN-rail
- 8/312 Floor fixing plate
- 8/312 Cable rack

Power connection

- 8/312 Terminals for circuit breaker
- 8/315 Terminals for fixed part
- 8/315 Fixed part adapter

Signaling

- 8/317 Auxiliary contacts – AUX
- 8/320 Auxiliary position contacts – AUP
- 8/320 Early auxiliary contacts – AUE

Operating mechanism

- 8/321 Rotary and flange handle operating mechanism
- 8/324 Front for operating lever mechanism – FLD

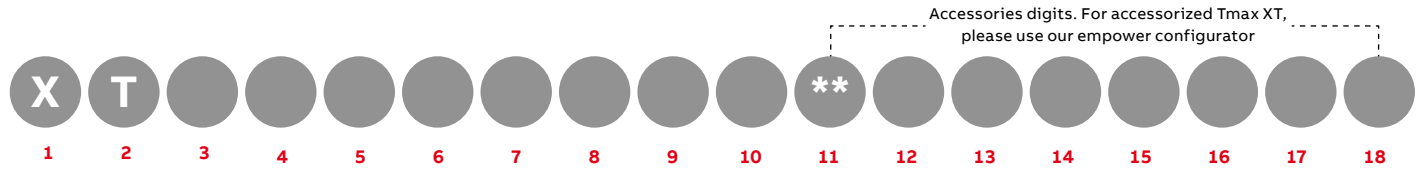
Remote control

- 8/325 Shunt opening release
- 8/327 Undervoltage release
- 8/329 Delay device for undervoltage release – UVD
- 8/330 Connectors for shunt opening and undervoltage release for withdrawable version

8/330	Remote reset – YR
8/330	Motor operator
	Safety and protection
8/333	Terminals for circuit breaker
8/335	IP Protection
8/335	Mechanical operator counter
8/336	Keylocks and padlocks
8/341	Flanges
	Interlocks and switching devices
8/343	Automatic transfer devices
	Residual current devices
8/344	Residual current devices
8/345	Accessories for electronic Ekip LSI, Ekip LSIG and Ekip M-LRIU trip units
	Accessories for electronic Ekip Touch trip units
8/346	Ekip Cartridge
8/346	Power supply modules
8/346	Connectivity modules
8/347	Signaling modules
8/348	Other modules
8/350	Advanced functionality
8/351	Display and supervision systems
	Other accessories for trip units
8/351	Test and configuration
8/352	Current sensor
8/353	Rating plug for Ekip trip units

SACE® Tmax® XT molded case circuit breakers

Product ordering number structure



1 & 2 Version

Digit
X T

3 Frame

Digit
1 2 3 4 5 6 7

4 Interrupting ratings – 480 V AC*

Digits	XT1	XT2	XT3	XT4	XT5	XT6	XT7
N	25	25	25	25	35	35	–
S	35	35	35	35	50	50	50
H	65	65	–	65	65	65	65
L	–	100	–	100	100	–	100
V	–	150	–	150	150	–	–
X	–	200	–	200	200	–	–

5 Standard UL and IEC

Digit	
U	UL 80%
Q	UL 100%
C	UL 80% + CCC
D	UL 100% + CCC
E	IEC only
S	IEC 50 °C

6 Number of poles

Digit	
2	2 Poles
3	3 Poles
4	4 Poles 100%
N	4 Poles 50% (IEC only)

7, 8, 9 Frame amps

XT1–4		XT5–7	
Digits	Amps	Digits	Amps
0 1 0	10	2 5 A	250 (XT5)
0 1 5	15	3 0 A	300 (XT5)
0 2 0	20	3 2 A	320 (XT5 IEC ¹)
0 2 5	25	4 0 A	400 (XT5)
0 3 0	30	5 0 B	500 (XT5)
0 3 5	35	6 0 B	600 (XT5)
0 4 0	40	6 0 0	600 (XT6)
0 4 5	45	6 0 C	600 (XT7)
0 5 0	50	6 3 B	630 (XT5 IEC ¹)
0 6 0	60	6 3 0	630 (XT6 IEC ¹)
0 7 0	70	8 0 0	800 (XT6)
0 8 0	80	8 0 C	800 (XT7)
0 9 0	90	1 K 0	1000 (XT6 IEC ¹)
1 0 0	100	1 0 D	1000 (XT7)
1 1 0	110	1 2 E	1200/1250 (XT7)
1 2 5	125	1 6 F	1600 (XT7 IEC ¹)
1 5 0	150		
1 7 5	175		
2 0 0	200		
2 2 5	225		
2 5 0	250		

10 Trip unit

Digit		
Power distribution		
A	TMF	Thermal-magnetic
B	TMA	Thermal-magnetic adjustable
E	LS/I*	Ekip DIP
C	LIG	Ekip DIP
F	LSI	Ekip DIP
P	LSI	Ekip Touch
R	LSI	Ekip Touch Measuring
T	LSI	Ekip Hi-Touch
G	LSIG	Ekip DIP
D	LSIG	Ekip Touch
S	LSIG	Ekip Touch Measuring
U	LSIG	Ekip Hi-Touch
Generator protection		
X	LS/I*	Ekip G DIP
Y	LSIG	Ekip G Touch
Z	LSIG	Ekip G Hi-Touch
Motor protection		
M	MA (MCP)	Magnetic Adjustable
K	I (MCP)	Ekip M DIP
L	LIU (MPCB)	Ekip M DIP
W	LRIU (MPCB)	Ekip M Touch
Molded Case Switch		
D	MCS	–



** Must be "Y" for ReliaGear neXT breakers, used in ReliaGear neXT power panelboards and ReliaGear SB switchboards.

* For 240 V AC and 600 V AC ratings, refer to pages 2/2–2/17.

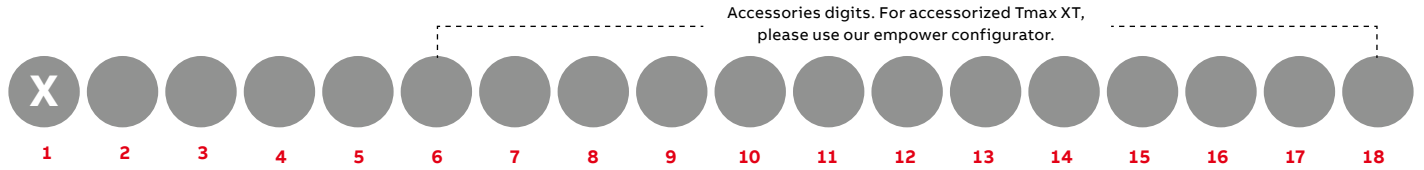
¹ IEC only.

This ordering code structure is meant for field identification of a SACE Tmax XT.

* Selectable either S or I only (use for LI)

XT7M

U.S. ordering code construction



1 Version

Digit	
X	XT7M

2 Interrupting ratings — 480 V AC*

Digit	kA
S	50
H	65
L	100

3 Standard

Digit	
U	UL 80%
D	UL 100%
E	IEC only

4 Number of poles

Digit	Amps
A (UL only)	600 A – 3 Poles
B (UL only)	600 A – 4 Poles
C	800 A – 3 Poles
D	800 A – 4 Poles
E	1000 A – 3 Poles
F	1000 A – 4 Poles
G	1200 A – 3 Poles
H	1200 A – 4 Poles
J (IEC only)	1250 A – 3 Poles
K (IEC only)	1250 A – 4 Poles
L (IEC only)	1600 A – 3 Poles
M (IEC only)	1600 A – 4 Poles

5 Trip unit

Digit		
Power distribution		
A	LS/I*	Ekip DIP
B	LIG	Ekip DIP
C	LSI	Ekip DIP
E	LSI	Ekip Touch
G	LSI	Ekip Touch Measuring
J	LSI	Ekip Hi-Touch
D	LSIG	Ekip DIP
F	LSIG	Ekip Touch
H	LSIG	Ekip Touch Measuring
L	LSIG	Ekip Hi-Touch
Generator protection		
P	LS/I*	Ekip G DIP
O	LSIG	Ekip G Touch
R	LSIG	Ekip G Hi-Touch
Motor protection		
M	I (MCP)	Ekip M DIP
N	LRIU (MPCB)	Ekip M Touch
Molded Case Switch		
S	MCS	-



* Selectable either S or I only (use for LI)

* For 240 V AC and 600 V AC ratings, refer to pages 2/2–2/17.

Ordering codes for XT1

Circuit breakers



— XT1 – circuit breaker

Distribution circuit breakers

SACE XT1N (25 kA) TMF front terminals (F)

Size	Iu	Trip unit	In	Type	3 poles		4 poles	
					U.S. ordering code	Global reference number	U.S. ordering code	Global reference number
XT1	125	TMF	15	XT1N 125 TMF 15-500	XT1NU3015AFF000XXX	1SDA074634R1	XT1NU4015AFF000XXX	1SDA074649R1
			20	XT1N 125 TMF 20-500	XT1NU3020AFF000XXX	1SDA074635R1	XT1NU4020AFF000XXX	1SDA074650R1
			25	XT1N 125 TMF 25-500	XT1NU3025AFF000XXX	1SDA074636R1	XT1NU4025AFF000XXX	1SDA074651R1
			30	XT1N 125 TMF 30-500	XT1NU3030AFF000XXX	1SDA074637R1	XT1NU4030AFF000XXX	1SDA074652R1
			35	XT1N 125 TMF 35-500	XT1NU3035AFF000XXX	1SDA074638R1	XT1NU4035AFF000XXX	1SDA074653R1
			40	XT1N 125 TMF 40-500	XT1NU3040AFF000XXX	1SDA074639R1	XT1NU4040AFF000XXX	1SDA074654R1
			45	XT1N 125 TMF 45-500	XT1NU3045AFF000XXX	1SDA074640R1	XT1NU4045AFF000XXX	1SDA074655R1
			50	XT1N 125 TMF 50-500	XT1NU3050AFF000XXX	1SDA074641R1	XT1NU4050AFF000XXX	1SDA074656R1
			60	XT1N 125 TMF 60-600	XT1NU3060AFF000XXX	1SDA074642R1	XT1NU4060AFF000XXX	1SDA074657R1
			70	XT1N 125 TMF 70-700	XT1NU3070AFF000XXX	1SDA074643R1	XT1NU4070AFF000XXX	1SDA074658R1
			80	XT1N 125 TMF 80-800	XT1NU3080AFF000XXX	1SDA074644R1	XT1NU4080AFF000XXX	1SDA074659R1
			90	XT1N 125 TMF 90-900	XT1NU3090AFF000XXX	1SDA074645R1	XT1NU4090AFF000XXX	1SDA074660R1
			100	XT1N 125 TMF 100-1000	XT1NU3100AFF000XXX	1SDA074646R1	XT1NU4100AFF000XXX	1SDA074661R1
			110	XT1N 125 TMF 110-1100	XT1NU3110AFF000XXX	1SDA074647R1	XT1NU4110AFF000XXX	1SDA074662R1
125	XT1N 125 TMF 125-1250	XT1NU3125AFF000XXX	1SDA074648R1	XT1NU4125AFF000XXX	1SDA074663R1			

Ordering codes for XT1

Circuit breakers



XT1 – circuit breaker

SACE XT1N (25 kA) TMF front terminals (F) – UL 100% rated

Size	lu	Trip In unit	Type	3 poles		4 poles		
				U.S. ordering code	Global reference number	U.S. ordering code	Global reference number	
XT1	125	TMF	15	XT1N 125 TMF 15-500	XT1NQ3015AFF000XXX	1SDA074634R1 + 1SDA076603R1	XT1NQ4015AFF000XXX	1SDA074649R1 + 1SDA080698R1
					XT1NQ3020AFF000XXX	1SDA074635R1 + 1SDA076603R1		XT1NQ4020AFF000XXX
			25	XT1N 125 TMF 25-500	XT1NQ3025AFF000XXX	1SDA074636R1 + 1SDA076603R1	XT1NQ4025AFF000XXX	1SDA074651R1 + 1SDA080698R1
					XT1NQ3030AFF000XXX	1SDA074637R1 + 1SDA076603R1		XT1NQ4030AFF000XXX
			30	XT1N 125 TMF 30-500	XT1NQ3035AFF000XXX	1SDA074638R1 + 1SDA076603R1	XT1NQ4035AFF000XXX	1SDA074653R1 + 1SDA080698R1
					XT1NQ3040AFF000XXX	1SDA074639R1 + 1SDA076603R1		XT1NQ4040AFF000XXX
			45	XT1N 125 TMF 45-500	XT1NQ3045AFF000XXX	1SDA074640R1 + 1SDA076603R1	XT1NQ4045AFF000XXX	1SDA074655R1 + 1SDA080698R1
					XT1NQ3050AFF000XXX	1SDA074641R1 + 1SDA076603R1		XT1NQ4050AFF000XXX
			60	XT1N 125 TMF 60-600	XT1NQ3060AFF000XXX	1SDA074642R1 + 1SDA076603R1	XT1NQ4060AFF000XXX	1SDA074657R1 + 1SDA080698R1
					XT1NQ3070AFF000XXX	1SDA074643R1 + 1SDA076603R1		XT1NQ4070AFF000XXX
			80	XT1N 125 TMF 80-800	XT1NQ3080AFF000XXX	1SDA074644R1 + 1SDA076603R1	XT1NQ4080AFF000XXX	1SDA074659R1 + 1SDA080698R1
					XT1NQ3090AFF000XXX	1SDA074645R1 + 1SDA076603R1		XT1NQ4090AFF000XXX
			100	XT1N 125 TMF 100-1000	XT1NQ3100AFF000XXX	1SDA074646R1 + 1SDA076603R1	XT1NQ4100AFF000XXX	1SDA074661R1 + 1SDA080698R1

Ordering codes for XT1

Circuit breakers



XT1 – circuit breaker

SACE XT1S (35 kA) TMF front terminals (F)

Size	Iu	Trip unit	In	Type	3 poles		4 poles	
					U.S. ordering code	Global reference number	U.S. ordering code	Global reference number
XT1	125	TMF	15	XT1S 125 TMF 15-500	XT1SU3015AFF000XXX	1SDA074664R1	XT1SU4015AFF000XXX	1SDA074679R1
			20	XT1S 125 TMF 20-500	XT1SU3020AFF000XXX	1SDA074665R1	XT1SU4020AFF000XXX	1SDA074680R1
			25	XT1S 125 TMF 25-500	XT1SU3025AFF000XXX	1SDA074666R1	XT1SU4025AFF000XXX	1SDA074681R1
			30	XT1S 125 TMF 30-500	XT1SU3030AFF000XXX	1SDA074667R1	XT1SU4030AFF000XXX	1SDA074682R1
			35	XT1S 125 TMF 35-500	XT1SU3035AFF000XXX	1SDA074668R1	XT1SU4035AFF000XXX	1SDA074683R1
			40	XT1S 125 TMF 40-500	XT1SU3040AFF000XXX	1SDA074669R1	XT1SU4040AFF000XXX	1SDA074684R1
			45	XT1S 125 TMF 45-500	XT1SU3045AFF000XXX	1SDA074670R1	XT1SU4045AFF000XXX	1SDA074685R1
			50	XT1S 125 TMF 50-500	XT1SU3050AFF000XXX	1SDA074671R1	XT1SU4050AFF000XXX	1SDA074686R1
			60	XT1S 125 TMF 60-600	XT1SU3060AFF000XXX	1SDA074672R1	XT1SU4060AFF000XXX	1SDA074687R1
			70	XT1S 125 TMF 70-700	XT1SU3070AFF000XXX	1SDA074673R1	XT1SU4070AFF000XXX	1SDA074688R1
			80	XT1S 125 TMF 80-800	XT1SU3080AFF000XXX	1SDA074674R1	XT1SU4080AFF000XXX	1SDA074689R1
			90	XT1S 125 TMF 90-900	XT1SU3090AFF000XXX	1SDA074675R1	XT1SU4090AFF000XXX	1SDA074690R1
			100	XT1S 125 TMF 100-1000	XT1SU3100AFF000XXX	1SDA074676R1	XT1SU4100AFF000XXX	1SDA074691R1
			110	XT1S 125 TMF 110-1100	XT1SU3110AFF000XXX	1SDA074677R1	XT1SU4110AFF000XXX	1SDA074692R1
125	XT1S 125 TMF 125-1250	XT1SU3125AFF000XXX	1SDA074678R1	XT1SU4125AFF000XXX	1SDA074693R1			

Ordering codes for XT1

Circuit breakers



XT1 – circuit breaker

SACE XT1S (35 kA) TMF front terminals (F) – UL 100% rated

Size	Iu	Trip unit	In	Type	3 poles		4 poles	
					U.S. ordering code	Global reference number	U.S. ordering code	Global reference number
XT1	125	TMF	15	XT1S 125 TMF 15-500	XT1SQ3015AFF000XXX	1SDA074664R1 + 1SDA076603R1	XT1SQ4015AFF000XXX	1SDA074679R1 + 1SDA080698R1
			20	XT1S 125 TMF 20-500	XT1SQ3020AFF000XXX	1SDA074665R1 + 1SDA076603R1	XT1SQ4020AFF000XXX	1SDA074680R1 + 1SDA080698R1
			25	XT1S 125 TMF 25-500	XT1SQ3025AFF000XXX	1SDA074666R1 + 1SDA076603R1	XT1SQ4025AFF000XXX	1SDA074681R1 + 1SDA080698R1
			30	XT1S 125 TMF 30-500	XT1SQ3030AFF000XXX	1SDA074667R1 + 1SDA076603R1	XT1SQ4030AFF000XXX	1SDA074682R1 + 1SDA080698R1
			35	XT1S 125 TMF 35-500	XT1SQ3035AFF000XXX	1SDA074668R1 + 1SDA076603R1	XT1SQ4035AFF000XXX	1SDA074683R1 + 1SDA080698R1
			40	XT1S 125 TMF 40-500	XT1SQ3040AFF000XXX	1SDA074669R1 + 1SDA076603R1	XT1SQ4040AFF000XXX	1SDA074684R1 + 1SDA080698R1
			45	XT1S 125 TMF 45-500	XT1SQ3045AFF000XXX	1SDA074670R1 + 1SDA076603R1	XT1SQ4045AFF000XXX	1SDA074685R1 + 1SDA080698R1
			50	XT1S 125 TMF 50-500	XT1SQ3050AFF000XXX	1SDA074671R1 + 1SDA076603R1	XT1SQ4050AFF000XXX	1SDA074686R1 + 1SDA080698R1
			60	XT1S 125 TMF 60-600	XT1SQ3060AFF000XXX	1SDA074672R1 + 1SDA076603R1	XT1SQ4060AFF000XXX	1SDA074687R1 + 1SDA080698R1
			70	XT1S 125 TMF 70-700	XT1SQ3070AFF000XXX	1SDA074673R1 + 1SDA076603R1	XT1SQ4070AFF000XXX	1SDA074688R1 + 1SDA080698R1
			80	XT1S 125 TMF 80-800	XT1SQ3080AFF000XXX	1SDA074674R1 + 1SDA076603R1	XT1SQ4080AFF000XXX	1SDA074689R1 + 1SDA080698R1
			90	XT1S 125 TMF 90-900	XT1SQ3090AFF000XXX	1SDA074675R1 + 1SDA076603R1	XT1SQ4090AFF000XXX	1SDA074690R1 + 1SDA080698R1
			100	XT1S 125 TMF 100-1000	XT1SQ3100AFF000XXX	1SDA074676R1 + 1SDA076603R1	XT1SQ4100AFF000XXX	1SDA074691R1 + 1SDA080698R1

Ordering codes for XT1

Circuit breakers



XT1 – circuit breaker

SACE XT1H (65 kA) TMF front terminals (F)

Size	Iu	Trip unit	In	Type	3 poles		4 poles	
					U.S. ordering code	Global reference number	U.S. ordering code	Global reference number
XT1	125	TMF	15	XT1H 125 TMF 15-500	XT1HU3015AFF000XXX	1SDA074694R1	XT1HU4015AFF000XXX	1SDA074709R1
			20	XT1H 125 TMF 20-500	XT1HU3020AFF000XXX	1SDA074695R1	XT1HU4020AFF000XXX	1SDA074710R1
			25	XT1H 125 TMF 25-500	XT1HU3025AFF000XXX	1SDA074696R1	XT1HU4025AFF000XXX	1SDA074711R1
			30	XT1H 125 TMF 30-500	XT1HU3030AFF000XXX	1SDA074697R1	XT1HU4030AFF000XXX	1SDA074712R1
			35	XT1H 125 TMF 35-500	XT1HU3035AFF000XXX	1SDA074698R1	XT1HU4035AFF000XXX	1SDA074713R1
			40	XT1H 125 TMF 40-500	XT1HU3040AFF000XXX	1SDA074699R1	XT1HU4040AFF000XXX	1SDA074714R1
			45	XT1H 125 TMF 45-500	XT1HU3045AFF000XXX	1SDA074700R1	XT1HU4045AFF000XXX	1SDA074715R1
			50	XT1H 125 TMF 50-500	XT1HU3050AFF000XXX	1SDA074701R1	XT1HU4050AFF000XXX	1SDA074716R1
			60	XT1H 125 TMF 60-600	XT1HU3060AFF000XXX	1SDA074702R1	XT1HU4060AFF000XXX	1SDA074717R1
			70	XT1H 125 TMF 70-700	XT1HU3070AFF000XXX	1SDA074703R1	XT1HU4070AFF000XXX	1SDA074718R1
			80	XT1H 125 TMF 80-800	XT1HU3080AFF000XXX	1SDA074704R1	XT1HU4080AFF000XXX	1SDA074719R1
			90	XT1H 125 TMF 90-900	XT1HU3090AFF000XXX	1SDA074705R1	XT1HU4090AFF000XXX	1SDA074720R1
			100	XT1H 125 TMF 100-1000	XT1HU3100AFF000XXX	1SDA074706R1	XT1HU4100AFF000XXX	1SDA074721R1
			110	XT1H 125 TMF 110-1100	XT1HU3110AFF000XXX	1SDA074707R1	XT1HU4110AFF000XXX	1SDA074722R1
125	XT1H 125 TMF 125-1250	XT1HU3125AFF000XXX	1SDA074708R1	XT1HU4125AFF000XXX	1SDA074723R1			

Ordering codes for XT1

Circuit breakers



XT1 – circuit breaker

SACE XT1H (65 kA) TMF front terminals (F) – UL 100% rated

Size	lu	Trip	In unit	Type	3 poles		4 poles	
					U.S. ordering code	Global reference number	U.S. ordering code	Global reference number
XT1	125	TMF	15	XT1H 125 TMF 15-500	XT1HQ3015AFF000XXX	1SDA074694R1 + 1SDA076603R1	XT1HQ4015AFF000XXX	1SDA074709R1 + 1SDA080698R1
					XT1HQ3020AFF000XXX	1SDA074695R1 + 1SDA076603R1		XT1HQ4020AFF000XXX
				XT1H 125 TMF 20-500	XT1HQ3025AFF000XXX	1SDA074696R1 + 1SDA076603R1	XT1HQ4025AFF000XXX	1SDA074711R1 + 1SDA080698R1
					XT1HQ3030AFF000XXX	1SDA074697R1 + 1SDA076603R1		XT1HQ4030AFF000XXX
				XT1H 125 TMF 30-500	XT1HQ3035AFF000XXX	1SDA074698R1 + 1SDA076603R1	XT1HQ4035AFF000XXX	1SDA074713R1 + 1SDA080698R1
					XT1HQ3040AFF000XXX	1SDA074699R1 + 1SDA076603R1		XT1HQ4040AFF000XXX
				XT1H 125 TMF 40-500	XT1HQ3045AFF000XXX	1SDA074700R1 + 1SDA076603R1	XT1HQ4045AFF000XXX	1SDA074715R1 + 1SDA080698R1
					XT1HQ3050AFF000XXX	1SDA074701R1 + 1SDA076603R1		XT1HQ4050AFF000XXX
				XT1H 125 TMF 50-500	XT1HQ3060AFF000XXX	1SDA074702R1 + 1SDA076603R1	XT1HQ4060AFF000XXX	1SDA074717R1 + 1SDA080698R1
					XT1HQ3070AFF000XXX	1SDA074703R1 + 1SDA076603R1		XT1HQ4070AFF000XXX
				XT1H 125 TMF 70-700	XT1HQ3080AFF000XXX	1SDA074704R1 + 1SDA076603R1	XT1HQ4080AFF000XXX	1SDA074719R1 + 1SDA080698R1
					XT1HQ3090AFF000XXX	1SDA074705R1 + 1SDA076603R1		XT1HQ4090AFF000XXX
				XT1H 125 TMF 90-900	XT1HQ3100AFF000XXX	1SDA074706R1 + 1SDA076603R1	XT1HQ4100AFF000XXX	1SDA074721R1 + 1SDA080698R1
					XT1H 125 TMF 100-1000			

Ordering codes for XT1

Circuit breakers



XT1 – circuit breaker

Motor circuit protector (MCP)

SACE XT1H (65 kA) MA front terminals (F)

Size	I _u	Trip unit	Type	3 poles	
				U.S. ordering code	Global reference number
XT1	125 MA	3	XT1H 125 MA 3	XT1HU3003MFF000XXX	1SDA074724R1
			XT1H 125 MA 7	XT1HU3007MFF000XXX	1SDA074725R1
			XT1H 125 MA 15	XT1HU3015MFF000XXX	1SDA074726R1
			XT1H 125 MA 30	XT1HU3030MFF000XXX	1SDA074727R1
			XT1H 125 MA 50	XT1HU3050MFF000XXX	1SDA074728R1
			XT1H 125 MA 70	XT1HU3070MFF000XXX	1SDA074729R1
			XT1H 125 MA 80	XT1HU3080MFF000XXX	1SDA074730R1
			XT1H 125 MA 100	XT1HU3100MFF000XXX	1SDA074731R1
			XT1H 125 MA 125	XT1HU3125MFF000XXX	1SDA074732R1



XT1 – circuit breaker

SACE XT1H (65 kA) MA front terminals (F) – UL 100% rated

Size	I _u	Trip unit	Type	3 poles		4 poles	
				U.S. ordering code	Global reference number	U.S. ordering code	Global reference number
XT1	125 MA	3	XT1H 125 MCP I _u = 3 3	XT1HQ3003MFF000XXX	1SDA074724R1 + 1SDA076603R1	-	-
			XT1H 125 MCP I _u = 7 3	XT1HQ3007MFF000XXX	1SDA074725R1 + 1SDA076603R1		
			XT1H 125 MCP I _u = 15	XT1HQ3015MFF000XXX	1SDA074726R1 + 1SDA076603R1		
			XT1H 125 MCP I _u = 30	XT1HQ3030MFF000XXX	1SDA074727R1 + 1SDA076603R1		
			XT1H 125 MCP I _u = 50	XT1HQ3050MFF000XXX	1SDA074728R1 + 1SDA076603R1		
			XT1H 125 MCP I _u = 70	XT1HQ3070MFF000XXX	1SDA074729R1 + 1SDA076603R1		
			XT1H 125 MCP I _u = 80	XT1HQ3080MFF000XXX	1SDA074730R1 + 1SDA076603R1		
			XT1H 125 MCP I _u = 100	XT1HQ3100MFF000XXX	1SDA074731R1 + 1SDA076603R1		



XT1 – circuit breaker

Molded case switches

SACE XT1D – MCS

Size	I _u	Type	3 poles		4 poles	
			U.S. ordering code	Global reference number	U.S. ordering code	Global reference number
XT1	125	XT1N-D 125	XT1NU3125DFF000XXX	1SDA075610R1	XT1NU4125DFF000XXX	1SDA075611R1
		XT1S-D 125	XT1SU3125DFF000XXX	1SDA075612R1	XT1SU4125DFF000XXX	1SDA075613R1
		XT1H-D 125	XT1HU3125DFF000XXX	1SDA075614R1	XT1HU4125DFF000XXX	1SDA075615R1

Ordering codes for XT2

Circuit breakers



XT2 – circuit breaker

Distribution circuit breakers

SACE XT2N (25 kA) TMF/TMA front terminals (F)

Size	lu	Trip In unit	Type	3 poles		4 poles		
				U.S. ordering code	Global reference number	U.S. ordering code	Global reference number	
XT2	125	TMF	15	XT2N 125 TMF 15-400	XT2NU3015AFF000XXX	1SDA074733R1	XT2NU4015AFF000XXX	1SDA074747R1
			20	XT2N 125 TMF 20-400	XT2NU3020AFF000XXX	1SDA074734R1	XT2NU4020AFF000XXX	1SDA074748R1
			25	XT2N 125 TMF 25-400	XT2NU3025AFF000XXX	1SDA074735R1	XT2NU4025AFF000XXX	1SDA074749R1
			30	XT2N 125 TMF 30-400	XT2NU3030AFF000XXX	1SDA074736R1	XT2NU4030AFF000XXX	1SDA074750R1
			35	XT2N 125 TMF 35-400	XT2NU3035AFF000XXX	1SDA074737R1	XT2NU4035AFF000XXX	1SDA074751R1
			40	XT2N 125 TMF 40-400	XT2NU3040AFF000XXX	1SDA074738R1	XT2NU4040AFF000XXX	1SDA074752R1
			50	XT2N 125 TMF 50-500	XT2NU3050AFF000XXX	1SDA074739R1	XT2NU4050AFF000XXX	1SDA074753R1
			60	XT2N 125 TMF 60-600	XT2NU3060AFF000XXX	1SDA074740R1	XT2NU4060AFF000XXX	1SDA074754R1
			70	XT2N 125 TMF 70-700	XT2NU3070AFF000XXX	1SDA074741R1	XT2NU4070AFF000XXX	1SDA074755R1
XT2	125	TMA	80	XT2N 125 TMA 80-800	XT2NU3080BFF000XXX	1SDA074742R1	XT2NU4080BFF000XXX	1SDA074756R1
			90	XT2N 125 TMA 90-900	XT2NU3090BFF000XXX	1SDA074743R1	XT2NU4090BFF000XXX	1SDA074757R1
			100	XT2N 125 TMA 100-1000	XT2NU3100BFF000XXX	1SDA074744R1	XT2NU4100BFF000XXX	1SDA074758R1
			110	XT2N 125 TMA 110-1100	XT2NU3110BFF000XXX	1SDA074745R1	XT2NU4110BFF000XXX	1SDA074759R1
			125	XT2N 125 TMA 125-1250	XT2NU3125BFF000XXX	1SDA074746R1	XT2NU4125BFF000XXX	1SDA074760R1

Ordering codes for XT2

Circuit breakers



XT2 – circuit breaker

SACE XT2N (25 kA) TMF/TMA front terminals (F) – UL 100% rated

Size	lu	Trip In unit	Type	3 poles		4 poles		
				U.S. ordering code	Global reference number	U.S. ordering code	Global reference number	
XT2 125 TMF	15	15	XT2N 125 TMF 15-400	XT2NQ3015AFF000XXX	1SDA074733R1 + 1SDA076604R1	XT2NQ4015AFF000XXX	1SDA074747R1 + 1SDA080699R1	
			20	XT2N 125 TMF 20-400	XT2NQ3020AFF000XXX	1SDA074734R1 + 1SDA076604R1	XT2NQ4020AFF000XXX	1SDA074748R1 + 1SDA080699R1
			25	XT2N 125 TMF 25-400	XT2NQ3025AFF000XXX	1SDA074735R1 + 1SDA076604R1	XT2NQ4025AFF000XXX	1SDA074749R1 + 1SDA080699R1
			30	XT2N 125 TMF 30-400	XT2NQ3030AFF000XXX	1SDA074736R1 + 1SDA076604R1	XT2NQ4030AFF000XXX	1SDA074750R1 + 1SDA080699R1
			35	XT2N 125 TMF 35-400	XT2NQ3035AFF000XXX	1SDA074737R1 + 1SDA076604R1	XT2NQ4035AFF000XXX	1SDA074751R1 + 1SDA080699R1
			40	XT2N 125 TMF 40-400	XT2NQ3040AFF000XXX	1SDA074738R1 + 1SDA076604R1	XT2NQ4040AFF000XXX	1SDA074752R1 + 1SDA080699R1
			50	XT2N 125 TMF 50-500	XT2NQ3050AFF000XXX	1SDA074739R1 + 1SDA076604R1	XT2NQ4050AFF000XXX	1SDA074753R1 + 1SDA080699R1
			60	XT2N 125 TMF 60-600	XT2NQ3060AFF000XXX	1SDA074740R1 + 1SDA076604R1	XT2NQ4060AFF000XXX	1SDA074754R1 + 1SDA080699R1
			70	XT2N 125 TMF 70-700	XT2NQ3070AFF000XXX	1SDA074741R1 + 1SDA076604R1	XT2NQ4070AFF000XXX	1SDA074755R1 + 1SDA080699R1
			XT2 125 TMA	80	80	XT2N 125 TMA 80-400	XT2NQ3080BFF000XXX	1SDA074742R1 + 1SDA076604R1
90	XT2N 125 TMA 90-450	XT2NQ3090BFF000XXX				1SDA074743R1 + 1SDA076604R1	XT2NQ4090BFF000XXX	1SDA074757R1 + 1SDA080699R1
100	XT2N 125 TMA 100-50	XT2NQ3100BFF000XXX				1SDA074744R1 + 1SDA076604R1	XT2NQ4100BFF000XXX	1SDA074758R1 + 1SDA080699R1

Ordering codes for XT2

Circuit breakers



XT2 – circuit breaker

SACE XT2N (25 kA) Ekip Dip LS/I front terminals (F)

Size	lu	Trip unit	In	Type	3 poles		4 poles	
					U.S. ordering code	Global reference number	U.S. ordering code	Global reference number
XT2	125	Ekip Dip LS/I	10	XT2N 125 Ekip LS/I In = 10 A	XT2NU3010EFF000XXX	1SDA074900R1	XT2NU4010EFF000XXX	1SDA074905R1
			25	XT2N 125 Ekip LS/I In = 25 A	XT2NU3025EFF000XXX	1SDA074901R1	XT2NU4025EFF000XXX	1SDA074906R1
			60	XT2N 125 Ekip LS/I In = 60 A	XT2NU3060EFF000XXX	1SDA074902R1	XT2NU4060EFF000XXX	1SDA074907R1
			100	XT2N 125 Ekip LS/I In = 100 A	XT2NU3100EFF000XXX	1SDA074903R1	XT2NU4100EFF000XXX	1SDA074908R1
			125	XT2N 125 Ekip LS/I In = 125 A	XT2NU3125EFF000XXX	1SDA074904R1	XT2NU4125EFF000XXX	1SDA074909R1

SACE XT2N (25 kA) Ekip Dip LS/I front terminals (F) – UL 100% rated

Size	lu	Trip unit	In	Type	3 poles		4 poles	
					U.S. ordering code	Global reference number	U.S. ordering code	Global reference number
XT2	125	Ekip Dip LS/I	10	XT2N 125 Ekip LS/I	XT2NQ3010EFF000XXX	1SDA074900R1 + 1SDA076604R1	XT2NQ4010EFF000XXX	1SDA074905R1 + 1SDA080699R1
			25	XT2N 125 Ekip LS/I	XT2NQ3025EFF000XXX	1SDA074901R1 + 1SDA076604R1	XT2NQ4025EFF000XXX	1SDA074906R1 + 1SDA080699R1
			60	XT2N 125 Ekip LS/I	XT2NQ3060EFF000XXX	1SDA074902R1 + 1SDA076604R1	XT2NQ4060EFF000XXX	1SDA074907R1 + 1SDA080699R1
			100	XT2N 125 Ekip LS/I	XT2NQ3100EFF000XXX	1SDA074903R1 + 1SDA076604R1	XT2NQ4100EFF000XXX	1SDA074908R1 + 1SDA080699R1
			125	XT2N 125 Ekip LS/I	XT2NQ3125EFF000XXX	1SDA074904R1 + 1SDA076604R1	XT2NQ4125EFF000XXX	1SDA074909R1 + 1SDA080699R1

SACE XT2N (25 kA) Ekip Dip LSI front terminals (F)

Size	lu	Trip unit	In	Type	3 poles		4 poles	
					U.S. ordering code	Global reference number	U.S. ordering code	Global reference number
XT2	125	Ekip Dip LSI	10	XT2N 125 Ekip LSI In = 10 A	XT2NU3010FFF000XXX	1SDA074950R1	XT2NU4010FFF000XXX	1SDA074955R1
			25	XT2N 125 Ekip LSI In = 25 A	XT2NU3025FFF000XXX	1SDA074951R1	XT2NU4025FFF000XXX	1SDA074956R1
			60	XT2N 125 Ekip LSI In = 60 A	XT2NU3060FFF000XXX	1SDA074952R1	XT2NU4060FFF000XXX	1SDA074957R1
			100	XT2N 125 Ekip LSI In = 100 A	XT2NU3100FFF000XXX	1SDA074953R1	XT2NU4100FFF000XXX	1SDA074958R1
			125	XT2N 125 Ekip LSI In = 125 A	XT2NU3125FFF000XXX	1SDA074954R1	XT2NU4125FFF000XXX	1SDA074959R1

Ordering codes for XT2

Circuit breakers



XT2 – circuit breaker

SACE XT2N (25 kA) Ekip Dip LSI front terminals (F) – UL 100% rated

Size	lu	Trip In unit	Type	3 poles		4 poles				
				U.S. ordering code	Global reference number	U.S. ordering code	Global reference number			
XT2	125	Ekip Dip LSI	10	XT2N 125 Ekip LSI	XT2NQ3010FFF000XXX	1SDA074950R1 + 1SDA076604R1	XT2NQ4010FFF000XXX	1SDA074955R1 + 1SDA080699R1		
					25	XT2N 125 Ekip LSI	XT2NQ3025FFF000XXX	1SDA074951R1 + 1SDA076604R1	XT2NQ4025FFF000XXX	1SDA074956R1 + 1SDA080699R1
			60	XT2N 125 Ekip LSI			XT2NQ3060FFF000XXX	1SDA074952R1 + 1SDA076604R1	XT2NQ4060FFF000XXX	1SDA074957R1 + 1SDA080699R1
							100	XT2N 125 Ekip LSI	XT2NQ3100FFF000XXX	1SDA074953R1 + 1SDA076604R1
			125	XT2N 125 Ekip LSI	XT2NQ3125FFF000XXX	1SDA074954R1 + 1SDA076604R1			XT2NQ4125FFF000XXX	1SDA074959R1 + 1SDA080699R1

SACE XT2N (25 kA) Ekip Dip LSI front terminals (F)

Size	lu	Trip In unit	Type	3 poles		4 poles				
				U.S. ordering code	Global reference number	U.S. ordering code	Global reference number			
XT2	125	Ekip Dip LSI	10	XT2N 125 Ekip LSI In = 10 A	XT2NU3010GFF000XXX	1SDA075000R1	XT2NU4010GFF000XXX	1SDA075005R1		
					25	XT2N 125 Ekip LSI In = 25 A	XT2NU3025GFF000XXX	1SDA075001R1	XT2NU4025GFF000XXX	1SDA075006R1
			60	XT2N 125 Ekip LSI In = 60 A			XT2NU3060GFF000XXX	1SDA075002R1	XT2NU4060GFF000XXX	1SDA075007R1
							100	XT2N 125 Ekip LSI In = 100 A	XT2NU3100GFF000XXX	1SDA075003R1
			125	XT2N 125 Ekip LSI In = 125 A	XT2NU3125GFF000XXX	1SDA075004R1			XT2NU4125GFF000XXX	1SDA075009R1

SACE XT2N (25 kA) Ekip Dip LSI front terminals (F) – UL 100% rated

Size	lu	Trip In unit	Type	3 poles		4 poles				
				U.S. ordering code	Global reference number	U.S. ordering code	Global reference number			
XT2	125	Ekip Dip LSI	10	XT2N 125 Ekip LSI	XT2NQ3010GFF000XXX	1SDA075000R1 + 1SDA076604R1	XT2NQ4010GFF000XXX	1SDA075005R1 + 1SDA080699R1		
					25	XT2N 125 Ekip LSI	XT2NQ3025GFF000XXX	1SDA075001R1 + 1SDA076604R1	XT2NQ4025GFF000XXX	1SDA075006R1 + 1SDA080699R1
			60	XT2N 125 Ekip LSI			XT2NQ3060GFF000XXX	1SDA075002R1 + 1SDA076604R1	XT2NQ4060GFF000XXX	1SDA075007R1 + 1SDA080699R1
							100	XT2N 125 Ekip LSI	XT2NQ3100GFF000XXX	1SDA075003R1 + 1SDA076604R1
			125	XT2N 125 Ekip LSI	XT2NQ3125GFF000XXX	1SDA075004R1 + 1SDA076604R1			XT2NQ4125GFF000XXX	1SDA075009R1 + 1SDA080699R1

Ordering codes for XT2

Circuit breakers



XT2 – circuit breaker

SACE XT2N (25 kA) Ekip Dip LIG front terminals (F)

Size	Iu	Trip unit	In	Type	3 poles		4 poles	
					U.S. ordering code	Global reference number	U.S. ordering code	Global reference number
XT2	125	Ekip Dip LIG	10	XT2N 125 Ekip LIG In10 A	XT2NU3010CFF000XXX	1SDA102047R1	XT2NU4010CFF000XXX	1SDA102112R1
			25	XT2N 125 Ekip LIG In25 A	XT2NU3025CFF000XXX	1SDA102048R1	XT2NU4025CFF000XXX	1SDA102113R1
			60	XT2N 125 Ekip LIG In60 A	XT2NU3060CFF000XXX	1SDA102049R1	XT2NU4060CFF000XXX	1SDA102114R1
			100	XT2N 125 Ekip LIG In100	XT2NU3100CFF000XXX	1SDA102050R1	XT2NU4100CFF000XXX	1SDA102115R1
			125	XT2N 125 Ekip LIG In125	XT2NU3125CFF000XXX	1SDA102051R1	XT2NU4125CFF000XXX	1SDA102116R1

SACE XT2N (25 kA) Ekip Dip LIG front terminals (F) – UL 100% rated

Size	Iu	Trip unit	In	Type	3 poles		4 poles	
					U.S. ordering code	Global reference number	U.S. ordering code	Global reference number
XT2	125	Ekip Dip LIG	10	XT2N 125 Ekip LIG	XT2NQ3010CFF000XXX	1SDA102047R1 + 1SDA076604R1	XT2NQ4010CFF000XXX	1SDA102112R1 + 1SDA080699R1
			25	XT2N 125 Ekip LIG	XT2NQ3025CFF000XXX	1SDA102048R1 + 1SDA076604R1	XT2NQ4025CFF000XXX	1SDA102113R1 + 1SDA080699R1
			60	XT2N 125 Ekip LIG	XT2NQ3060CFF000XXX	1SDA102049R1 + 1SDA076604R1	XT2NQ4060CFF000XXX	1SDA102114R1 + 1SDA080699R1
			100	XT2N 125 Ekip LIG	XT2NQ3100CFF000XXX	1SDA102050R1 + 1SDA076604R1	XT2NQ4100CFF000XXX	1SDA102115R1 + 1SDA080699R1
			125	XT2N 125 Ekip LIG	XT2NQ3125CFF000XXX	1SDA102051R1 + 1SDA076604R1	XT2NQ4125CFF000XXX	1SDA102116R1 + 1SDA080699R1

SACE XT2N (25 kA) Ekip Touch LSI front terminals (F)

Size	Iu	Trip unit	In	Type	3 poles		4 poles	
					U.S. ordering code	Global reference number	U.S. ordering code	Global reference number
XT2	125	Ekip Touch LSI	40	XT2N 125 Ekip Touch LSI	XT2NU3040PFF000XXX	1SDA075630R1 + 1SDA102159R1	XT2NU4040PFF000XXX	1SDA075635R1 + 1SDA102205R1
			60	XT2N 125 Ekip Touch LSI	XT2NU3060PFF000XXX	1SDA075630R1 + 1SDA102160R1	XT2NU4060PFF000XXX	1SDA075635R1 + 1SDA102206R1
			100	XT2N 125 Ekip Touch LSI	XT2NU3100PFF000XXX	1SDA075630R1 + 1SDA102161R1	XT2NU4100PFF000XXX	1SDA075635R1 + 1SDA102207R1
			125	XT2N 125 Ekip Touch LSI	XT2NU3125PFF000XXX	1SDA075630R1 + 1SDA102162R1	XT2NU4125PFF000XXX	1SDA075635R1 + 1SDA102208R1

Ordering codes for XT2

Circuit breakers



—
XT2 – circuit breaker

SACE XT2N (25 kA) Ekip Touch LSI front terminals (F) – UL 100% rated

Size	lu	Trip unit	In	Type	3 poles		4 poles	
					U.S. ordering code	Global reference number	U.S. ordering code	Global reference number
XT2	125	Ekip Touch LSI	40	XT2N 125 Ekip Touch LSI	XT2NQ3040PFF000XXX	1SDA075630R1 + 1SDA102159R1 + 1SDA076604R1	XT2NQ4040PFF000XXX	1SDA075635R1 + 1SDA102205R1 + 1SDA080699R1
			60	XT2N 125 Ekip Touch LSI	XT2NQ3060PFF000XXX	1SDA075630R1 + 1SDA102160R1 + 1SDA076604R1	XT2NQ4060PFF000XXX	1SDA075635R1 + 1SDA102206R1 + 1SDA080699R1
			100	XT2N 125 Ekip Touch LSI	XT2NQ3100PFF000XXX	1SDA075630R1 + 1SDA102161R1 + 1SDA076604R1	XT2NQ4100PFF000XXX	1SDA075635R1 + 1SDA102207R1 + 1SDA080699R1
			125	XT2N 125 Ekip Touch LSI	XT2NQ3125PFF000XXX	1SDA075630R1 + 1SDA102162R1 + 1SDA076604R1	XT2NQ4125PFF000XXX	1SDA075635R1 + 1SDA102208R1 + 1SDA080699R1

SACE XT2N (25 kA) Ekip Touch LSIG front terminals (F)

Size	lu	Trip unit	In	Type	3 poles		4 poles	
					U.S. ordering code	Global reference number	U.S. ordering code	Global reference number
XT2	125	Ekip Touch LSIG	40	XT2N 125 Ekip Touch LSIG	XT2NU3040QFF000XXX	1SDA075630R1 + 1SDA102163R1	XT2NU4040QFF000XXX	1SDA075635R1 + 1SDA102209R1
			60	XT2N 125 Ekip Touch LSIG	XT2NU3060QFF000XXX	1SDA075630R1 + 1SDA102164R1	XT2NU4060QFF000XXX	1SDA075635R1 + 1SDA102210R1
			100	XT2N 125 Ekip Touch LSIG	XT2NU3100QFF000XXX	1SDA075630R1 + 1SDA102165R1	XT2NU4100QFF000XXX	1SDA075635R1 + 1SDA102211R1
			125	XT2N 125 Ekip Touch LSIG	XT2NU3125QFF000XXX	1SDA075630R1 + 1SDA102166R1	XT2NU4125QFF000XXX	1SDA075635R1 + 1SDA102212R1

SACE XT2N (25 kA) Ekip Touch LSIG front terminals (F) – UL 100% rated

Size	lu	Trip unit	In	Type	3 poles		4 poles	
					U.S. ordering code	Global reference number	U.S. ordering code	Global reference number
XT2	125	Ekip Touch LSIG	40	XT2N 125 Ekip Touch LSIG	XT2NQ3040QFF000XXX	1SDA075630R1 + 1SDA102163R1 + 1SDA076604R1	XT2NQ4040QFF000XXX	1SDA075635R1 + 1SDA102209R1 + 1SDA080699R1
			60	XT2N 125 Ekip Touch LSIG	XT2NQ3060QFF000XXX	1SDA075630R1 + 1SDA102164R1 + 1SDA076604R1	XT2NQ4060QFF000XXX	1SDA075635R1 + 1SDA102210R1 + 1SDA080699R1
			100	XT2N 125 Ekip Touch LSIG	XT2NQ3100QFF000XXX	1SDA075630R1 + 1SDA102165R1 + 1SDA076604R1	XT2NQ4100QFF000XXX	1SDA075635R1 + 1SDA102211R1 + 1SDA080699R1
			125	XT2N 125 Ekip Touch LSIG	XT2NQ3125QFF000XXX	1SDA075630R1 + 1SDA102166R1 + 1SDA076604R1	XT2NQ4125QFF000XXX	1SDA075635R1 + 1SDA102212R1 + 1SDA080699R1

Ordering codes for XT2

Circuit breakers



XT2 – circuit breaker

SACE XT2N (25 kA) Ekip Touch Measuring LSI front terminals (F)

Size	lu	Trip unit	In	Type	3 poles		4 poles	
					U.S. ordering code	Global reference number	U.S. ordering code	Global reference number
XT2	125	Ekip Touch M-LSI	40	XT2N 125 Ekip Touch M-LSI	XT2NU3040RFF000XXX	1SDA075630R1 + 1SDA102167R1	XT2NU4040RFF000XXX	1SDA075635R1 + 1SDA102213R1
					XT2NU3060RFF000XXX	1SDA075630R1 + 1SDA102168R1	XT2NU4060RFF000XXX	1SDA075635R1 + 1SDA102214R1
					XT2NU3100RFF000XXX	1SDA075630R1 + 1SDA102169R1	XT2NU4100RFF000XXX	1SDA075635R1 + 1SDA102215R1
					XT2NU3125RFF000XXX	1SDA075630R1 + 1SDA102170R1	XT2NU4125RFF000XXX	1SDA075635R1 + 1SDA102216R1

SACE XT2N (25 kA) Ekip Touch Measuring LSI front terminals (F) – UL 100% rated

Size	lu	Trip unit	In	Type	3 poles		4 poles	
					U.S. ordering code	Global reference number	U.S. ordering code	Global reference number
XT2	125	Ekip Touch M-LSI	40	XT2N 125 Ekip Touch M-LSI	XT2NQ3040RFF000XXX	1SDA075630R1 + 1SDA102167R1 + 1SDA076604R1	XT2NQ4040RFF000XXX	1SDA075635R1 + 1SDA102213R1 + 1SDA080699R1
					XT2NQ3060RFF000XXX	1SDA075630R1 + 1SDA102168R1 + 1SDA076604R1	XT2NQ4060RFF000XXX	1SDA075635R1 + 1SDA102214R1 + 1SDA080699R1
					XT2NQ3100RFF000XXX	1SDA075630R1 + 1SDA102169R1 + 1SDA076604R1	XT2NQ4100RFF000XXX	1SDA075635R1 + 1SDA102215R1 + 1SDA080699R1
					XT2NQ3125RFF000XXX	1SDA075630R1 + 1SDA102170R1 + 1SDA076604R1	XT2NQ4125RFF000XXX	1SDA075635R1 + 1SDA102216R1 + 1SDA080699R1

SACE XT2N (25 kA) Ekip Touch Measuring LSI front terminals (F)

Size	lu	Trip unit	In	Type	3 poles		4 poles	
					U.S. ordering code	Global reference number	U.S. ordering code	Global reference number
XT2	125	Ekip Touch M-LSIG	40	XT2N 125 Ekip Touch M-LSIG	XT2NU3040SFF000XXX	1SDA075630R1 + 1SDA102171R1	XT2NU4040SFF000XXX	1SDA075635R1 + 1SDA102217R1
					XT2NU3060SFF000XXX	1SDA075630R1 + 1SDA102172R1	XT2NU4060SFF000XXX	1SDA075635R1 + 1SDA102218R1
					XT2NU3100SFF000XXX	1SDA075630R1 + 1SDA102173R1	XT2NU4100SFF000XXX	1SDA075635R1 + 1SDA102219R1
					XT2NU3125SFF000XXX	1SDA075630R1 + 1SDA102174R1	XT2NU4125SFF000XXX	1SDA075635R1 + 1SDA102220R1

Ordering codes for XT2

Circuit breakers



—
XT2 – circuit breaker

SACE XT2N (25 kA) Ekip Touch Measuring LSI front terminals (F) – UL 100% rated

Size	lu	Trip unit	In	Type	3 poles		4 poles		
					U.S. ordering code	Global reference number	U.S. ordering code	Global reference number	
XT2	125	Ekip Touch M-LSIG	40	XT2N 125 Ekip Touch M-LSIG	XT2NQ3040SFF000XXX	1SDA075630R1 + 1SDA102171R1 + 1SDA076604R1	XT2NQ4040SFF000XXX	1SDA075635R1 + 1SDA102217R1 + 1SDA080699R1	
					XT2NQ3060SFF000XXX	1SDA075630R1 + 1SDA102172R1 + 1SDA076604R1		XT2NQ4060SFF000XXX	1SDA075635R1 + 1SDA102218R1 + 1SDA080699R1
					XT2NQ3100SFF000XXX	1SDA075630R1 + 1SDA102173R1 + 1SDA076604R1		XT2NQ4100SFF000XXX	1SDA075635R1 + 1SDA102219R1 + 1SDA080699R1
					XT2NQ3125SFF000XXX	1SDA075630R1 + 1SDA102174R1 + 1SDA076604R1		XT2NQ4125SFF000XXX	1SDA075635R1 + 1SDA102220R1 + 1SDA080699R1

SACE XT2N (25 kA) Ekip Hi-Touch LSI front terminals (F)

Size	lu	Trip unit	In	Type	3 poles		4 poles		
					U.S. ordering code	Global reference number	U.S. ordering code	Global reference number	
XT2	125	Ekip Hi-Touch LSI	40	XT2N 125 Ekip Hi-Touch LSI	XT2NU3040TFF000XXX	1SDA075630R1 + 1SDA102175R1	XT2NU4040TFF000XXX	1SDA075635R1 + 1SDA102221R1	
					XT2NU3060TFF000XXX	1SDA075630R1 + 1SDA102176R1		XT2NU4060TFF000XXX	1SDA075635R1 + 1SDA102222R1
					XT2NU3100TFF000XXX	1SDA075630R1 + 1SDA102177R1		XT2NU4100TFF000XXX	1SDA075635R1 + 1SDA102223R1
					XT2NU3125TFF000XXX	1SDA075630R1 + 1SDA102178R1		XT2NU4125TFF000XXX	1SDA075635R1 + 1SDA102224R1

SACE XT2N (25 kA) Ekip Hi-Touch LSI front terminals (F) – UL 100% rated

Size	lu	Trip unit	In	Type	3 poles		4 poles		
					U.S. ordering code	Global reference number	U.S. ordering code	Global reference number	
XT2	125	Ekip Hi-Touch LSI	40	XT2N 125 Ekip Hi-Touch LSI	XT2NQ3040TFF000XXX	1SDA075630R1 + 1SDA102175R1 + 1SDA076604R1	XT2NQ4040TFF000XXX	1SDA075635R1 + 1SDA102221R1 + 1SDA080699R1	
					XT2NQ3060TFF000XXX	1SDA075630R1 + 1SDA102176R1 + 1SDA076604R1		XT2NQ4060TFF000XXX	1SDA075635R1 + 1SDA102222R1 + 1SDA080699R1
					XT2NQ3100TFF000XXX	1SDA075630R1 + 1SDA102177R1 + 1SDA076604R1		XT2NQ4100TFF000XXX	1SDA075635R1 + 1SDA102223R1 + 1SDA080699R1
					XT2NQ3125TFF000XXX	1SDA075630R1 + 1SDA102178R1 + 1SDA076604R1		XT2NQ4125TFF000XXX	1SDA075635R1 + 1SDA102224R1 + 1SDA080699R1

Ordering codes for XT2

Circuit breakers



XT2 – circuit breaker

SACE XT2N (25 kA) Ekip Hi-Touch LSIG front terminals (F)

Size	Iu	Trip unit	In	Type	3 poles		4 poles	
					U.S. ordering code	Global reference number	U.S. ordering code	Global reference number
XT2	125	Ekip Hi-Touch LSIG	40	XT2N 125 Ekip Hi-Touch LSIG	XT2NU3040UFF000XXX	1SDA075630R1 + 1SDA102179R1	XT2NU4040UFF000XXX	1SDA075635R1 + 1SDA102225R1
			60	XT2N 125 Ekip Hi-Touch LSIG	XT2NU3060UFF000XXX	1SDA075630R1 + 1SDA102180R1	XT2NU4060UFF000XXX	1SDA075635R1 + 1SDA102226R1
			100	XT2N 125 Ekip Hi-Touch LSIG	XT2NU3100UFF000XXX	1SDA075630R1 + 1SDA102181R1	XT2NU4100UFF000XXX	1SDA075635R1 + 1SDA102227R1
			125	XT2N 125 Ekip Hi-Touch LSIG	XT2NU3125UFF000XXX	1SDA075630R1 + 1SDA102182R1	XT2NU4125UFF000XXX	1SDA075635R1 + 1SDA102228R1

SACE XT2N (25 kA) Ekip Hi-Touch LSIG front terminals (F) – UL 100% rated

Size	Iu	Trip unit	In	Type	3 poles		4 poles	
					U.S. ordering code	Global reference number	U.S. ordering code	Global reference number
XT2	125	Ekip Hi-Touch LSIG	40	XT2N 125 Ekip Hi-Touch LSIG	XT2NQ3040UFF000XXX	1SDA075630R1 + 1SDA102179R1 + 1SDA076604R1	XT2NQ4040UFF000XXX	1SDA075635R1 + 1SDA102225R1 + 1SDA080699R1
			60	XT2N 125 Ekip Hi-Touch LSIG	XT2NQ3060UFF000XXX	1SDA075630R1 + 1SDA102180R1 + 1SDA076604R1	XT2NQ4060UFF000XXX	1SDA075635R1 + 1SDA102226R1 + 1SDA080699R1
			100	XT2N 125 Ekip Hi-Touch LSIG	XT2NQ3100UFF000XXX	1SDA075630R1 + 1SDA102181R1 + 1SDA076604R1	XT2NQ4100UFF000XXX	1SDA075635R1 + 1SDA102227R1 + 1SDA080699R1
			125	XT2N 125 Ekip Hi-Touch LSIG	XT2NQ3125UFF000XXX	1SDA075630R1 + 1SDA102182R1 + 1SDA076604R1	XT2NQ4125UFF000XXX	1SDA075635R1 + 1SDA102228R1 + 1SDA080699R1

Ordering codes for XT2

Circuit breakers



—
XT2 – circuit breaker

Distribution circuit breakers

SACE XT2S (35 kA) TMF/TMA front terminals (F)

Size	Iu	Trip unit	In	Type	3 poles		4 poles	
					U.S. ordering code	Global reference number	U.S. ordering code	Global reference number
XT2	125	TMF	15	XT2S 125 TMF 15-400	XT2SU3015AFF000XXX	1SDA074761R1	XT2SU4015AFF000XXX	1SDA074775R1
				XT2S 125 TMF 20-400	XT2SU3020AFF000XXX	1SDA074762R1	XT2SU4020AFF000XXX	1SDA074776R1
				XT2S 125 TMF 25-400	XT2SU3025AFF000XXX	1SDA074763R1	XT2SU4025AFF000XXX	1SDA074777R1
				XT2S 125 TMF 30-400	XT2SU3030AFF000XXX	1SDA074764R1	XT2SU4030AFF000XXX	1SDA074778R1
				XT2S 125 TMF 35-400	XT2SU3035AFF000XXX	1SDA074765R1	XT2SU4035AFF000XXX	1SDA074779R1
				XT2S 125 TMF 40-400	XT2SU3040AFF000XXX	1SDA074766R1	XT2SU4040AFF000XXX	1SDA074780R1
				XT2S 125 TMF 50-500	XT2SU3050AFF000XXX	1SDA074767R1	XT2SU4050AFF000XXX	1SDA074781R1
				XT2S 125 TMF 60-600	XT2SU3060AFF000XXX	1SDA074768R1	XT2SU4060AFF000XXX	1SDA074782R1
				XT2S 125 TMF 70-700	XT2SU3070AFF000XXX	1SDA074769R1	XT2SU4070AFF000XXX	1SDA074783R1
XT2	125	TMA	80	XT2S 125 TMA 80-800	XT2SU3080BFF000XXX	1SDA074770R1	XT2SU4080BFF000XXX	1SDA074784R1
				XT2S 125 TMA 90-900	XT2SU3090BFF000XXX	1SDA074771R1	XT2SU4090BFF000XXX	1SDA074785R1
				XT2S 125 TMA 100-1000	XT2SU3100BFF000XXX	1SDA074772R1	XT2SU4100BFF000XXX	1SDA074786R1
				XT2S 125 TMA 110-1100	XT2SU3110BFF000XXX	1SDA074773R1	XT2SU4110BFF000XXX	1SDA074787R1
				XT2S 125 TMA 125-1250	XT2SU3125BFF000XXX	1SDA074774R1	XT2SU4125BFF000XXX	1SDA074788R1

Ordering codes for XT2

Circuit breakers



XT2 – circuit breaker

SACE XT2S (35 kA) TMF/TMA front terminals (F) – UL 100% rated

Size	Iu	Trip unit	In	Type	3 poles		4 poles	
					U.S. ordering code	Global reference number	U.S. ordering code	Global reference number
XT2	125	TMF	15	XT2S 125 TMF 15-400	XT2SQ3015AFF000XXX	1SDA074761R1 + 1SDA076604R1	XT2SQ4015AFF000XXX	1SDA074775R1 + 1SDA080699R1
				XT2S 125 TMF 20-400	XT2SQ3020AFF000XXX	1SDA074762R1 + 1SDA076604R1		1SDA074776R1 + 1SDA080699R1
				XT2S 125 TMF 25-400	XT2SQ3025AFF000XXX	1SDA074763R1 + 1SDA076604R1		1SDA074777R1 + 1SDA080699R1
				XT2S 125 TMF 30-400	XT2SQ3030AFF000XXX	1SDA074764R1 + 1SDA076604R1		1SDA074778R1 + 1SDA080699R1
				XT2S 125 TMF 35-400	XT2SQ3035AFF000XXX	1SDA074765R1 + 1SDA076604R1		1SDA074779R1 + 1SDA080699R1
				XT2S 125 TMF 40-400	XT2SQ3040AFF000XXX	1SDA074766R1 + 1SDA076604R1		1SDA074780R1 + 1SDA080699R1
				XT2S 125 TMF 50-500	XT2SQ3050AFF000XXX	1SDA074767R1 + 1SDA076604R1		1SDA074781R1 + 1SDA080699R1
				XT2S 125 TMF 60-600	XT2SQ3060AFF000XXX	1SDA074768R1 + 1SDA076604R1		1SDA074782R1 + 1SDA080699R1
XT2	125	TMA	80	XT2S 125 TMA 80-400	XT2SQ3080BFF000XXX	1SDA074770R1 + 1SDA076604R1	XT2SQ4080BFF000XXX	1SDA074784R1 + 1SDA080699R1
				XT2S 125 TMA 90-450	XT2SQ3090BFF000XXX	1SDA074771R1 + 1SDA076604R1		1SDA074785R1 + 1SDA080699R1
				XT2S 125 TMA 100-50	XT2SQ3100BFF000XXX	1SDA074772R1 + 1SDA076604R1		1SDA074786R1 + 1SDA080699R1

SACE XT2S (35 kA) Ekip Dip LS/I front terminals (F)

Size	Iu	Trip unit	In	Type	3 poles		4 poles	
					U.S. ordering code	Global reference number	U.S. ordering code	Global reference number
XT2	125	Ekip Dip LS/I	10	XT2S 125 Ekip LS/I In = 10 A	XT2SU3010EFF000XXX	1SDA074910R1	XT2SU4010EFF000XXX	1SDA074915R1
				XT2S 125 Ekip LS/I In = 25 A	XT2SU3025EFF000XXX	1SDA074911R1		1SDA074916R1
				XT2S 125 Ekip LS/I In = 60 A	XT2SU3060EFF000XXX	1SDA074912R1		1SDA074917R1
				XT2S 125 Ekip LS/I In = 100 A	XT2SU3100EFF000XXX	1SDA074913R1		1SDA074918R1
				XT2S 125 Ekip LS/I In = 125 A	XT2SU3125EFF000XXX	1SDA074914R1		1SDA074919R1

Ordering codes for XT2

Circuit breakers



XT2 – circuit breaker

SACE XT2S (35 kA) Ekip Dip LS/I front terminals (F) – UL 100% rated

Size	Iu	Trip unit	In	Type	3 poles		4 poles	
					U.S. ordering code	Global reference number	U.S. ordering code	Global reference number
XT2	125	Ekip Dip LS/I	10	XT2S 125 Ekip LS/I	XT2SQ3010EFF000XXX	1SDA074910R1 + 1SDA076604R1	XT2SQ4010EFF000XXX	1SDA074915R1 + 1SDA080699R1
			25	XT2S 125 Ekip LS/I	XT2SQ3025EFF000XXX	1SDA074911R1 + 1SDA076604R1	XT2SQ4025EFF000XXX	1SDA074916R1 + 1SDA080699R1
			60	XT2S 125 Ekip LS/I	XT2SQ3060EFF000XXX	1SDA074912R1 + 1SDA076604R1	XT2SQ4060EFF000XXX	1SDA074917R1 + 1SDA080699R1
			100	XT2S 125 Ekip LS/I	XT2SQ3100EFF000XXX	1SDA074913R1 + 1SDA076604R1	XT2SQ4100EFF000XXX	1SDA074918R1 + 1SDA080699R1
			125	XT2S 125 Ekip LS/I	XT2SQ3125EFF000XXX	1SDA074914R1 + 1SDA076604R1	XT2SQ4125EFF000XXX	1SDA074919R1 + 1SDA080699R1

SACE XT2S (35 kA) Ekip Dip LSI front terminals (F)

Size	Iu	Trip unit	In	Type	3 poles		4 poles	
					U.S. ordering code	Global reference number	U.S. ordering code	Global reference number
XT2	125	Ekip Dip LSI	10	XT2S 125 Ekip LSI In = 10 A	XT2SU3010FFF000XXX	1SDA074960R1	XT2SU4010FFF000XXX	1SDA074965R1
			25	XT2S 125 Ekip LSI In = 25 A	XT2SU3025FFF000XXX	1SDA074961R1	XT2SU4025FFF000XXX	1SDA074966R1
			60	XT2S 125 Ekip LSI In = 60 A	XT2SU3060FFF000XXX	1SDA074962R1	XT2SU4060FFF000XXX	1SDA074967R1
			100	XT2S 125 Ekip LSI In = 100 A	XT2SU3100FFF000XXX	1SDA074963R1	XT2SU4100FFF000XXX	1SDA074968R1
			125	XT2S 125 Ekip LSI In = 125 A	XT2SU3125FFF000XXX	1SDA074964R1	XT2SU4125FFF000XXX	1SDA074969R1

SACE XT2S (35 kA) Ekip Dip LSI front terminals (F) – UL 100% rated

Size	Iu	Trip unit	In	Type	3 poles		4 poles	
					U.S. ordering code	Global reference number	U.S. ordering code	Global reference number
XT2	125	Ekip Dip LSI	10	XT2S 125 Ekip LSI	XT2SQ3010FFF000XXX	1SDA074960R1 + 1SDA076604R1	XT2SQ4010FFF000XXX	1SDA074965R1 + 1SDA080699R1
			25	XT2S 125 Ekip LSI	XT2SQ3025FFF000XXX	1SDA074961R1 + 1SDA076604R1	XT2SQ4025FFF000XXX	1SDA074966R1 + 1SDA080699R1
			60	XT2S 125 Ekip LSI	XT2SQ3060FFF000XXX	1SDA074962R1 + 1SDA076604R1	XT2SQ4060FFF000XXX	1SDA074967R1 + 1SDA080699R1
			100	XT2S 125 Ekip LSI	XT2SQ3100FFF000XXX	1SDA074963R1 + 1SDA076604R1	XT2SQ4100FFF000XXX	1SDA074968R1 + 1SDA080699R1
			125	XT2S 125 Ekip LSI	XT2SQ3125FFF000XXX	1SDA074964R1 + 1SDA076604R1	XT2SQ4125FFF000XXX	1SDA074969R1 + 1SDA080699R1

Ordering codes for XT2

Circuit breakers



XT2 – circuit breaker

SACE XT2S (35 kA) Ekip Dip LSIG front terminals (F)

Size	Iu	Trip unit	In	Type	3 poles		4 poles	
					U.S. ordering code	Global reference number	U.S. ordering code	Global reference number
XT2	125	Ekip Dip LSIG	10	XT2S 125 Ekip LSIG In = 10 A	XT2SU3010GFF000XXX	1SDA075010R1	XT2SU4010GFF000XXX	1SDA075015R1
			25	XT2S 125 Ekip LSIG In = 25 A	XT2SU3025GFF000XXX	1SDA075011R1	XT2SU4025GFF000XXX	1SDA075016R1
			60	XT2S 125 Ekip LSIG In = 60 A	XT2SU3060GFF000XXX	1SDA075012R1	XT2SU4060GFF000XXX	1SDA075017R1
			100	XT2S 125 Ekip LSIG In = 100 A	XT2SU3100GFF000XXX	1SDA075013R1	XT2SU4100GFF000XXX	1SDA075018R1
			125	XT2S 125 Ekip LSIG In = 125 A	XT2SU3125GFF000XXX	1SDA075014R1	XT2SU4125GFF000XXX	1SDA075019R1

SACE XT2S (35 kA) Ekip Dip LSIG front terminals (F) – UL 100% rated

Size	Iu	Trip unit	In	Type	3 poles		4 poles	
					U.S. ordering code	Global reference number	U.S. ordering code	Global reference number
XT2	125	Ekip Dip LSIG	10	XT2S 125 Ekip LSIG	XT2SQ3010GFF000XXX	1SDA075010R1 + 1SDA076604R1	XT2SQ4010GFF000XXX	1SDA075015R1 + 1SDA080699R1
			25	XT2S 125 Ekip LSIG	XT2SQ3025GFF000XXX	1SDA075011R1 + 1SDA076604R1	XT2SQ4025GFF000XXX	1SDA075016R1 + 1SDA080699R1
			60	XT2S 125 Ekip LSIG	XT2SQ3060GFF000XXX	1SDA075012R1 + 1SDA076604R1	XT2SQ4060GFF000XXX	1SDA075017R1 + 1SDA080699R1
			100	XT2S 125 Ekip LSIG	XT2SQ3100GFF000XXX	1SDA075013R1 + 1SDA076604R1	XT2SQ4100GFF000XXX	1SDA075018R1 + 1SDA080699R1
			125	XT2S 125 Ekip LSIG	XT2SQ3125GFF000XXX	1SDA075014R1 + 1SDA076604R1	XT2SQ4125GFF000XXX	1SDA075019R1 + 1SDA080699R1

SACE XT2S (35 kA) Ekip Dip LIG front terminals (F)

Size	Iu	Trip unit	In	Type	3 poles		4 poles	
					U.S. ordering code	Global reference number	U.S. ordering code	Global reference number
XT2	125	Ekip Dip LIG	10	XT2S 125 Ekip LIG In 10 A	XT2SU3010CFF000XXX	1SDA102066R1	XT2SU4010CFF000XXX	1SDA102127R1
			25	XT2S 125 Ekip LIG In 25 A	XT2SU3025CFF000XXX	1SDA102067R1	XT2SU4025CFF000XXX	1SDA102128R1
			60	XT2S 125 Ekip LIG In 60 A	XT2SU3060CFF000XXX	1SDA102068R1	XT2SU4060CFF000XXX	1SDA102129R1
			100	XT2S 125 Ekip LIG In 100	XT2SU3100CFF000XXX	1SDA102069R1	XT2SU4100CFF000XXX	1SDA102130R1
			125	XT2S 125 Ekip LIG In 125	XT2SU3125CFF000XXX	1SDA102070R1	XT2SU4125CFF000XXX	1SDA102131R1

Ordering codes for XT2

Circuit breakers



— XT2 – circuit breaker

SACE XT2S (35 kA) Ekip Dip LIG front terminals (F) – UL 100% rated

Size	lu	Trip unit	In	Type	3 poles		4 poles	
					U.S. ordering code	Global reference number	U.S. ordering code	Global reference number
XT2	125	Ekip Dip LIG	10	XT2S 125 Ekip LIG	XT2SQ3010CFF000XXX	1SDA102066R1 + 1SDA076604R1	XT2SQ4010CFF000XXX	1SDA102127R1 + 1SDA080699R1
			25	XT2S 125 Ekip LIG	XT2SQ3025CFF000XXX	1SDA102067R1 + 1SDA076604R1	XT2SQ4025CFF000XXX	1SDA102128R1 + 1SDA080699R1
			60	XT2S 125 Ekip LIG	XT2SQ3060CFF000XXX	1SDA102068R1 + 1SDA076604R1	XT2SQ4060CFF000XXX	1SDA102129R1 + 1SDA080699R1
			100	XT2S 125 Ekip LIG	XT2SQ3100CFF000XXX	1SDA102069R1 + 1SDA076604R1	XT2SQ4100CFF000XXX	1SDA102130R1 + 1SDA080699R1
			125	XT2S 125 Ekip LIG	XT2SQ3125CFF000XXX	1SDA102070R1 + 1SDA076604R1	XT2SQ4125CFF000XXX	1SDA102131R1 + 1SDA080699R1

SACE XT2S (35 kA) Ekip Touch LSI front terminals (F)

Size	lu	Trip unit	In	Type	3 poles		4 poles	
					U.S. ordering code	Global reference number	U.S. ordering code	Global reference number
XT2	125	Ekip Touch LSI	40	XT2S 125 Ekip Touch LSI	XT2SU3040PFF000XXX	1SDA075631R1 + 1SDA102159R1	XT2SU4040PFF000XXX	1SDA075636R1 + 1SDA102205R1
			60	XT2S 125 Ekip Touch LSI	XT2SU3060PFF000XXX	1SDA075631R1 + 1SDA102160R1	XT2SU4060PFF000XXX	1SDA075636R1 + 1SDA102206R1
			100	XT2S 125 Ekip Touch LSI	XT2SU3100PFF000XXX	1SDA075631R1 + 1SDA102161R1	XT2SU4100PFF000XXX	1SDA075636R1 + 1SDA102207R1
			125	XT2S 125 Ekip Touch LSI	XT2SU3125PFF000XXX	1SDA075631R1 + 1SDA102162R1	XT2SU4125PFF000XXX	1SDA075636R1 + 1SDA102208R1

SACE XT2S (35 kA) Ekip Touch LSI front terminals (F) – UL 100% rated

Size	lu	Trip unit	In	Type	3 poles		4 poles	
					U.S. ordering code	Global reference number	U.S. ordering code	Global reference number
XT2	125	Ekip Touch LSI	40	XT2S 125 Ekip Touch LSI	XT2SQ3040PFF000XXX	1SDA075631R1 + 1SDA102159R1 + 1SDA076604R1	XT2SQ4040PFF000XXX	1SDA075636R1 + 1SDA102205R1 + 1SDA080699R1
			60	XT2S 125 Ekip Touch LSI	XT2SQ3060PFF000XXX	1SDA075631R1 + 1SDA102160R1 + 1SDA076604R1	XT2SQ4060PFF000XXX	1SDA075636R1 + 1SDA102206R1 + 1SDA080699R1
			100	XT2S 125 Ekip Touch LSI	XT2SQ3100PFF000XXX	1SDA075631R1 + 1SDA102161R1 + 1SDA076604R1	XT2SQ4100PFF000XXX	1SDA075636R1 + 1SDA102207R1 + 1SDA080699R1
			125	XT2S 125 Ekip Touch LSI	XT2SQ3125PFF000XXX	1SDA075631R1 + 1SDA102162R1 + 1SDA076604R1	XT2SQ4125PFF000XXX	1SDA075636R1 + 1SDA102208R1 + 1SDA080699R1

Ordering codes for XT2

Circuit breakers



—
XT2 – circuit breaker

SACE XT2S (35 kA) Ekip Touch LSI front terminals (F)

Size	lu	Trip unit	In	Type	3 poles		4 poles	
					U.S. ordering code	Global reference number	U.S. ordering code	Global reference number
XT2	125	Ekip Touch LSI	40	XT2S 125 Ekip Touch LSI	XT2SU3040QFF000XXX	1SDA075631R1 + 1SDA102163R1	XT2SU4040QFF000XXX	1SDA075636R1 + 1SDA102209R1
			60	XT2S 125 Ekip Touch LSI	XT2SU3060QFF000XXX	1SDA075631R1 + 1SDA102164R1	XT2SU4060QFF000XXX	1SDA075636R1 + 1SDA102210R1
			100	XT2S 125 Ekip Touch LSI	XT2SU3100QFF000XXX	1SDA075631R1 + 1SDA102165R1	XT2SU4100QFF000XXX	1SDA075636R1 + 1SDA102211R1
			125	XT2S 125 Ekip Touch LSI	XT2SU3125QFF000XXX	1SDA075631R1 + 1SDA102166R1	XT2SU4125QFF000XXX	1SDA075636R1 + 1SDA102212R1

SACE XT2S (35 kA) Ekip Touch LSI front terminals (F) – UL 100% rated

Size	lu	Trip unit	In	Type	3 poles		4 poles	
					U.S. ordering code	Global reference number	U.S. ordering code	Global reference number
XT2	125	Ekip Touch LSI	40	XT2S 125 Ekip Touch LSI	XT2SQ3040QFF000XXX	1SDA075631R1 + 1SDA102163R1 + 1SDA076604R1	XT2SQ4040QFF000XXX	1SDA075636R1 + 1SDA102209R1 + 1SDA080699R1
			60	XT2S 125 Ekip Touch LSI	XT2SQ3060QFF000XXX	1SDA075631R1 + 1SDA102164R1 + 1SDA076604R1	XT2SQ4060QFF000XXX	1SDA075636R1 + 1SDA102210R1 + 1SDA080699R1
			100	XT2S 125 Ekip Touch LSI	XT2SQ3100QFF000XXX	1SDA075631R1 + 1SDA102165R1 + 1SDA076604R1	XT2SQ4100QFF000XXX	1SDA075636R1 + 1SDA102211R1 + 1SDA080699R1
			125	XT2S 125 Ekip Touch LSI	XT2SQ3125QFF000XXX	1SDA075631R1 + 1SDA102166R1 + 1SDA076604R1	XT2SQ4125QFF000XXX	1SDA075636R1 + 1SDA102212R1 + 1SDA080699R1

SACE XT2S (35 kA) Ekip Touch Measuring LSI front terminals (F)

Size	lu	Trip unit	In	Type	3 poles		4 poles	
					U.S. ordering code	Global reference number	U.S. ordering code	Global reference number
XT2	125	Ekip Touch M-LSI	40	XT2S 125 Ekip Touch M-LSI	XT2SU3040RFF000XXX	1SDA075631R1 + 1SDA102167R1	XT2SU4040RFF000XXX	1SDA075636R1 + 1SDA102213R1
			60	XT2S 125 Ekip Touch M-LSI	XT2SU3060RFF000XXX	1SDA075631R1 + 1SDA102168R1	XT2SU4060RFF000XXX	1SDA075636R1 + 1SDA102214R1
			100	XT2S 125 Ekip Touch M-LSI	XT2SU3100RFF000XXX	1SDA075631R1 + 1SDA102169R1	XT2SU4100RFF000XXX	1SDA075636R1 + 1SDA102215R1
			125	XT2S 125 Ekip Touch M-LSI	XT2SU3125RFF000XXX	1SDA075631R1 + 1SDA102170R1	XT2SU4125RFF000XXX	1SDA075636R1 + 1SDA102216R1

Ordering codes for XT2

Circuit breakers



XT2 – circuit breaker

SACE XT2S (35 kA) Ekip Touch Measuring LSI front terminals (F) – UL 100% rated

Size	lu	Trip unit	In	Type	3 poles		4 poles							
					U.S. ordering code	Global reference number	U.S. ordering code	Global reference number						
XT2	125	Ekip Touch M-LSI	40	XT2S 125 Ekip Touch M-LSI	XT2SQ3040RFF000XXX	1SDA075631R1 + 1SDA102167R1 + 1SDA076604R1	XT2SQ4040RFF000XXX	1SDA075636R1 + 1SDA102213R1 + 1SDA080699R1						
					60	XT2S 125 Ekip Touch M-LSI		XT2SQ3060RFF000XXX	1SDA075631R1 + 1SDA102168R1 + 1SDA076604R1	XT2SQ4060RFF000XXX	1SDA075636R1 + 1SDA102214R1 + 1SDA080699R1			
								100	XT2S 125 Ekip Touch M-LSI		XT2SQ3100RFF000XXX	1SDA075631R1 + 1SDA102169R1 + 1SDA076604R1	XT2SQ4100RFF000XXX	1SDA075636R1 + 1SDA102215R1 + 1SDA080699R1
											125	XT2S 125 Ekip Touch M-LSI		XT2SQ3125RFF000XXX

SACE XT2S (35 kA) Ekip Touch Measuring LSIG front terminals (F)

Size	lu	Trip unit	In	Type	3 poles		4 poles							
					U.S. ordering code	Global reference number	U.S. ordering code	Global reference number						
XT2	125	Ekip Touch M-LSIG	40	XT2S 125 Ekip Touch M-LSIG	XT2SU3040SFF000XXX	1SDA075631R1 + 1SDA102171R1	XT2SU4040SFF000XXX	1SDA075636R1 + 1SDA102217R1						
					60	XT2S 125 Ekip Touch M-LSIG		XT2SU3060SFF000XXX	1SDA075631R1 + 1SDA102172R1	XT2SU4060SFF000XXX	1SDA075636R1 + 1SDA102218R1			
								100	XT2S 125 Ekip Touch M-LSIG		XT2SU3100SFF000XXX	1SDA075631R1 + 1SDA102173R1	XT2SU4100SFF000XXX	1SDA075636R1 + 1SDA102219R1
											125	XT2S 125 Ekip Touch M-LSIG		XT2SU3125SFF000XXX

SACE XT2S (35 kA) Ekip Touch Measuring LSIG front terminals (F) – UL 100% rated

Size	lu	Trip unit	In	Type	3 poles		4 poles							
					U.S. ordering code	Global reference number	U.S. ordering code	Global reference number						
XT2	125	Ekip Touch M-LSIG	40	XT2S 125 Ekip Touch M-LSIG	XT2SQ3040SFF000XXX	1SDA075631R1 + 1SDA102171R1 + 1SDA076604R1	XT2SQ4040SFF000XXX	1SDA075636R1 + 1SDA102217R1 + 1SDA080699R1						
					60	XT2S 125 Ekip Touch M-LSIG		XT2SQ3060SFF000XXX	1SDA075631R1 + 1SDA102172R1 + 1SDA076604R1	XT2SQ4060SFF000XXX	1SDA075636R1 + 1SDA102218R1 + 1SDA080699R1			
								100	XT2S 125 Ekip Touch M-LSIG		XT2SQ3100SFF000XXX	1SDA075631R1 + 1SDA102173R1 + 1SDA076604R1	XT2SQ4100SFF000XXX	1SDA075636R1 + 1SDA102219R1 + 1SDA080699R1
											125	XT2S 125 Ekip Touch M-LSIG		XT2SQ3125SFF000XXX

Ordering codes for XT2

Circuit breakers



— XT2 – circuit breaker

SACE XT2S (35 kA) Ekip Hi-Touch LSI front terminals (F)

Size	Iu	Trip unit	In	Type	3 poles		4 poles	
					U.S. ordering code	Global reference number	U.S. ordering code	Global reference number
XT2 125	Ekip Hi-Touch LSI	40	XT2S 125 Ekip Hi-Touch LSI	XT2SU3040TFF000XXX	1SDA075631R1 + 1SDA102175R1	XT2SU4040TFF000XXX	1SDA075636R1 + 1SDA102221R1	
				XT2SU3060TFF000XXX	1SDA075631R1 + 1SDA102176R1	XT2SU4060TFF000XXX	1SDA075636R1 + 1SDA102222R1	
				XT2SU3100TFF000XXX	1SDA075631R1 + 1SDA102177R1	XT2SU4100TFF000XXX	1SDA075636R1 + 1SDA102223R1	
				XT2SU3125TFF000XXX	1SDA075631R1 + 1SDA102178R1	XT2SU4125TFF000XXX	1SDA075636R1 + 1SDA102224R1	

SACE XT2S (35 kA) Ekip Hi-Touch LSI front terminals (F) – UL 100% rated

Size	Iu	Trip unit	In	Type	3 poles		4 poles	
					U.S. ordering code	Global reference number	U.S. ordering code	Global reference number
XT2 125	Ekip Hi-Touch LSI	40	XT2S 125 Ekip Hi-Touch LSI	XT2SQ3040TFF000XXX	1SDA075631R1 + 1SDA102175R1 + 1SDA076604R1	XT2SQ4040TFF000XXX	1SDA075636R1 + 1SDA102221R1 + 1SDA080699R1	
				XT2SQ3060TFF000XXX	1SDA075631R1 + 1SDA102176R1 + 1SDA076604R1	XT2SQ4060TFF000XXX	1SDA075636R1 + 1SDA102222R1 + 1SDA080699R1	
				XT2SQ3100TFF000XXX	1SDA075631R1 + 1SDA102177R1 + 1SDA076604R1	XT2SQ4100TFF000XXX	1SDA075636R1 + 1SDA102223R1 + 1SDA080699R1	
				XT2SQ3125TFF000XXX	1SDA075631R1 + 1SDA102178R1 + 1SDA076604R1	XT2SQ4125TFF000XXX	1SDA075636R1 + 1SDA102224R1 + 1SDA080699R1	

SACE XT2S (35 kA) Ekip Hi-Touch LSI front terminals (F)

Size	Iu	Trip unit	In	Type	3 poles		4 poles	
					U.S. ordering code	Global reference number	U.S. ordering code	Global reference number
XT2 125	Ekip Hi-Touch LSI	40	XT2S 125 Ekip Hi-Touch LSI	XT2SU3040UFF000XXX	1SDA075631R1 + 1SDA102179R1	XT2SU4040UFF000XXX	1SDA075636R1 + 1SDA102225R1	
				XT2SU3060UFF000XXX	1SDA075631R1 + 1SDA102180R1	XT2SU4060UFF000XXX	1SDA075636R1 + 1SDA102226R1	
				XT2SU3100UFF000XXX	1SDA075631R1 + 1SDA102181R1	XT2SU4100UFF000XXX	1SDA075636R1 + 1SDA102227R1	
				XT2SU3125UFF000XXX	1SDA075631R1 + 1SDA102182R1	XT2SU4125UFF000XXX	1SDA075636R1 + 1SDA102228R1	

Ordering codes for XT2

Circuit breakers



—
XT2 – circuit breaker

SACE XT2S (35 kA) Ekip Hi-Touch LSIG front terminals (F) – UL 100% rated

Size	Iu	Trip unit	In	Type	3 poles		4 poles		
					U.S. ordering code	Global reference number	U.S. ordering code	Global reference number	
XT2	125	Ekip Hi-Touch LSIG	40	XT2S 125 Ekip Hi-Touch LSIG	XT2SQ3040UFF000XXX	1SDA075631R1 + 1SDA102179R1 + 1SDA076604R1	XT2SQ4040UFF000XXX	1SDA075636R1 + 1SDA102225R1 + 1SDA080699R1	
					XT2SQ3060UFF000XXX	1SDA075631R1 + 1SDA102180R1 + 1SDA076604R1		XT2SQ4060UFF000XXX	1SDA075636R1 + 1SDA102226R1 + 1SDA080699R1
					XT2SQ3100UFF000XXX	1SDA075631R1 + 1SDA102181R1 + 1SDA076604R1		XT2SQ4100UFF000XXX	1SDA075636R1 + 1SDA102227R1 + 1SDA080699R1
					XT2SQ3125UFF000XXX	1SDA075631R1 + 1SDA102182R1 + 1SDA076604R1		XT2SQ4125UFF000XXX	1SDA075636R1 + 1SDA102228R1 + 1SDA080699R1



—
XT2 – circuit breaker

Motor protection circuit breaker (MPCB)

SACE XT2S (35 kA) EkipM Touch LRIU front terminals (F) – UL 100% rated

Size	Iu	Trip unit	In	Type	3 poles		4 poles	
					U.S. ordering code	Global reference number	U.S. ordering code	Global reference number
XT2	125	EkipM Touch LRIU	40	XT2S 125 EkipM Touch LRIU	XT2SQ3040WFF000XXX	1SDA102071R1 + 1SDA076604R1	3	UL 100% rated
					XT2SQ3060WFF000XXX	1SDA102072R1 + 1SDA076604R1		UL 100% rated
					XT2SQ3100WFF000XXX	1SDA102073R1 + 1SDA076604R1		UL 100% rated
					XT2SQ3125WFF000XXX	1SDA102074R1 + 1SDA076604R1		UL 100% rated

Ordering codes for XT2

Circuit breakers



XT2 – circuit breaker

Distribution circuit breakers

SACE XT2H (65 kA) TMF/TMA front terminals (F)

Size	Iu	Trip unit	In	Type	3 poles		4 poles	
					U.S. ordering code	Global reference number	U.S. ordering code	Global reference number
XT2 125	TMF	15	15-400	XT2H 125 TMF	XT2HU3015AFF000XXX	1SDA074789R1	XT2HU4015AFF000XXX	1SDA074803R1
				20-400	XT2HU3020AFF000XXX	1SDA074790R1	XT2HU4020AFF000XXX	1SDA074804R1
				25-400	XT2HU3025AFF000XXX	1SDA074791R1	XT2HU4025AFF000XXX	1SDA074805R1
				30-400	XT2HU3030AFF000XXX	1SDA074792R1	XT2HU4030AFF000XXX	1SDA074806R1
				35-400	XT2HU3035AFF000XXX	1SDA074793R1	XT2HU4035AFF000XXX	1SDA074807R1
				40-400	XT2HU3040AFF000XXX	1SDA074794R1	XT2HU4040AFF000XXX	1SDA074808R1
				50-500	XT2HU3050AFF000XXX	1SDA074795R1	XT2HU4050AFF000XXX	1SDA074809R1
				60-600	XT2HU3060AFF000XXX	1SDA074796R1	XT2HU4060AFF000XXX	1SDA074810R1
				70-700	XT2HU3070AFF000XXX	1SDA074797R1	XT2HU4070AFF000XXX	1SDA074811R1
XT2 125	TMA	80	80-800	XT2H 125 TMA	XT2HU3080BFF000XXX	1SDA074798R1	XT2HU4080BFF000XXX	1SDA074812R1
				90-900	XT2HU3090BFF000XXX	1SDA074799R1	XT2HU4090BFF000XXX	1SDA074813R1
				100-1000	XT2HU3100BFF000XXX	1SDA074800R1	XT2HU4100BFF000XXX	1SDA074814R1
				110-1100	XT2HU3110BFF000XXX	1SDA074801R1	XT2HU4110BFF000XXX	1SDA074815R1
				125-1250	XT2HU3125BFF000XXX	1SDA074802R1	XT2HU4125BFF000XXX	1SDA074816R1

Ordering codes for XT2

Circuit breakers



XT2 – circuit breaker

SACE XT2H (65 kA) TMF/TMA front terminals (F) – UL 100% rated

Size lu	Trip unit	In	Type	3 poles		4 poles	
				U.S. ordering code	Global reference number	U.S. ordering code	Global reference number
XT2 125	TMF	15	XT2H 125 TMF 15-400	XT2HQ3015AFF000XXX	1SDA074789R1 + 1SDA076604R1	XT2HQ4015AFF000XXX	1SDA074803R1 + 1SDA080699R1
		20	XT2H 125 TMF 20-400	XT2HQ3020AFF000XXX	1SDA074790R1 + 1SDA076604R1	XT2HQ4020AFF000XXX	1SDA074804R1 + 1SDA080699R1
		25	XT2H 125 TMF 25-400	XT2HQ3025AFF000XXX	1SDA074791R1 + 1SDA076604R1	XT2HQ4025AFF000XXX	1SDA074805R1 + 1SDA080699R1
		30	XT2H 125 TMF 30-400	XT2HQ3030AFF000XXX	1SDA074792R1 + 1SDA076604R1	XT2HQ4030AFF000XXX	1SDA074806R1 + 1SDA080699R1
		35	XT2H 125 TMF 35-400	XT2HQ3035AFF000XXX	1SDA074793R1 + 1SDA076604R1	XT2HQ4035AFF000XXX	1SDA074807R1 + 1SDA080699R1
		40	XT2H 125 TMF 40-400	XT2HQ3040AFF000XXX	1SDA074794R1 + 1SDA076604R1	XT2HQ4040AFF000XXX	1SDA074808R1 + 1SDA080699R1
		50	XT2H 125 TMF 50-500	XT2HQ3050AFF000XXX	1SDA074795R1 + 1SDA076604R1	XT2HQ4050AFF000XXX	1SDA074809R1 + 1SDA080699R1
		60	XT2H 125 TMF 60-600	XT2HQ3060AFF000XXX	1SDA074796R1 + 1SDA076604R1	XT2HQ4060AFF000XXX	1SDA074810R1 + 1SDA080699R1
		70	XT2H 125 TMF 70-700	XT2HQ3070AFF000XXX	1SDA074797R1 + 1SDA076604R1	XT2HQ4070AFF000XXX	1SDA074811R1 + 1SDA080699R1
		XT2 125	TMA	80	XT2H 125 TMA 80-400	XT2HQ3080BFF000XXX	1SDA074798R1 + 1SDA076604R1
90	XT2H 125 TMA 90-450			XT2HQ3090BFF000XXX	1SDA074799R1 + 1SDA076604R1	XT2HQ4090BFF000XXX	1SDA074813R1 + 1SDA080699R1
100	XT2H 125 TMA 100-50			XT2HQ3100BFF000XXX	1SDA074800R1 + 1SDA076604R1	XT2HQ4100BFF000XXX	1SDA074814R1 + 1SDA080699R1

SACE XT2H (65 kA) Ekip Dip LS/I front terminals (F)

Size lu	Trip unit	In	Type	3 poles		4 poles	
				U.S. ordering code	Global reference number	U.S. ordering code	Global reference number
XT2 125	Ekip Dip LS/I	10	XT2H 125 Ekip LS/I In = 10 A	XT2HU3010EFF000XXX	1SDA074920R1	XT2HU4010EFF000XXX	1SDA074925R1
		25	XT2H 125 Ekip LS/I In = 25 A	XT2HU3025EFF000XXX	1SDA074921R1	XT2HU4025EFF000XXX	1SDA074926R1
		60	XT2H 125 Ekip LS/I In = 60 A	XT2HU3060EFF000XXX	1SDA074922R1	XT2HU4060EFF000XXX	1SDA074927R1
		100	XT2H 125 Ekip LS/I In = 100 A	XT2HU3100EFF000XXX	1SDA074923R1	XT2HU4100EFF000XXX	1SDA074928R1
		125	XT2H 125 Ekip LS/I In = 125 A	XT2HU3125EFF000XXX	1SDA074924R1	XT2HU4125EFF000XXX	1SDA074929R1

Ordering codes for XT2

Circuit breakers



XT2 – circuit breaker

SACE XT2H (65 kA) Ekip Dip LS/I front terminals (F) – UL 100% rated

Size lu	Trip unit	In	Type	3 poles		4 poles	
				U.S. ordering code	Global reference number	U.S. ordering code	Global reference number
XT2 125	Ekip Dip LS/I	10	XT2H 125 Ekip LS/I	XT2HQ3010EFF000XXX	1SDA074920R1 + 1SDA076604R1	XT2HQ4010EFF000XXX	1SDA074925R1 + 1SDA080699R1
		25	XT2H 125 Ekip LS/I	XT2HQ3025EFF000XXX	1SDA074921R1 + 1SDA076604R1	XT2HQ4025EFF000XXX	1SDA074926R1 + 1SDA080699R1
		60	XT2H 125 Ekip LS/I	XT2HQ3060EFF000XXX	1SDA074922R1 + 1SDA076604R1	XT2HQ4060EFF000XXX	1SDA074927R1 + 1SDA080699R1
		100	XT2H 125 Ekip LS/I	XT2HQ3100EFF000XXX	1SDA074923R1 + 1SDA076604R1	XT2HQ4100EFF000XXX	1SDA074928R1 + 1SDA080699R1
		125	XT2H 125 Ekip LS/I	XT2HQ3125EFF000XXX	1SDA074924R1 + 1SDA076604R1	XT2HQ4125EFF000XXX	1SDA074929R1 + 1SDA080699R1

SACE XT2H (65 kA) Ekip Dip LSI front terminals (F)

Size lu	Trip unit	In	Type	3 poles		4 poles	
				U.S. ordering code	Global reference number	U.S. ordering code	Global reference number
XT2 125	Ekip Dip LSI	10	XT2H 125 Ekip LSI In = 10 A	XT2HU3010FFF000XXX	1SDA074970R1	XT2HU4010FFF000XXX	1SDA074975R1
		25	XT2H 125 Ekip LSI In = 25 A	XT2HU3025FFF000XXX	1SDA074971R1	XT2HU4025FFF000XXX	1SDA074976R1
		60	XT2H 125 Ekip LSI In = 60 A	XT2HU3060FFF000XXX	1SDA074972R1	XT2HU4060FFF000XXX	1SDA074977R1
		100	XT2H 125 Ekip LSI In = 100 A	XT2HU3100FFF000XXX	1SDA074973R1	XT2HU4100FFF000XXX	1SDA074978R1
		125	XT2H 125 Ekip LSI In = 125 A	XT2HU3125FFF000XXX	1SDA074974R1	XT2HU4125FFF000XXX	1SDA074979R1

SACE XT2H (65 kA) Ekip Dip LSI front terminals (F) – UL 100% rated

Size lu	Trip unit	In	Type	3 poles		4 poles	
				U.S. ordering code	Global reference number	U.S. ordering code	Global reference number
XT2 125	Ekip Dip LSI	10	XT2H 125 Ekip LSI	XT2HQ3010FFF000XXX	1SDA074970R1 + 1SDA076604R1	XT2HQ4010FFF000XXX	1SDA074975R1 + 1SDA080699R1
		25	XT2H 125 Ekip LSI	XT2HQ3025FFF000XXX	1SDA074971R1 + 1SDA076604R1	XT2HQ4025FFF000XXX	1SDA074976R1 + 1SDA080699R1
		60	XT2H 125 Ekip LSI	XT2HQ3060FFF000XXX	1SDA074972R1 + 1SDA076604R1	XT2HQ4060FFF000XXX	1SDA074977R1 + 1SDA080699R1
		100	XT2H 125 Ekip LSI	XT2HQ3100FFF000XXX	1SDA074973R1 + 1SDA076604R1	XT2HQ4100FFF000XXX	1SDA074978R1 + 1SDA080699R1
		125	XT2H 125 Ekip LSI	XT2HQ3125FFF000XXX	1SDA074974R1 + 1SDA076604R1	XT2HQ4125FFF000XXX	1SDA074979R1 + 1SDA080699R1

Ordering codes for XT2

Circuit breakers



—
XT2 – circuit breaker

SACE XT2H (65 kA) Ekip Dip LSIG front terminals (F)

Size lu	Trip unit	In	Type	3 poles		4 poles	
				U.S. ordering code	Global reference number	U.S. ordering code	Global reference number
XT2 125	Ekip Dip LSIG	10	XT2H 125 Ekip LSIG In = 10 A	XT2HU3010GFF000XXX	1SDA075020R1	XT2HU4010GFF000XXX	1SDA075025R1
		25	XT2H 125 Ekip LSIG In = 25 A	XT2HU3025GFF000XXX	1SDA075021R1	XT2HU4025GFF000XXX	1SDA075026R1
		60	XT2H 125 Ekip LSIG In = 60 A	XT2HU3060GFF000XXX	1SDA075022R1	XT2HU4060GFF000XXX	1SDA075027R1
		100	XT2H 125 Ekip LSIG In = 100 A	XT2HU3100GFF000XXX	1SDA075023R1	XT2HU4100GFF000XXX	1SDA075028R1
		125	XT2H 125 Ekip LSIG In = 125 A	XT2HU3125GFF000XXX	1SDA075024R1	XT2HU4125GFF000XXX	1SDA075029R1

SACE XT2H (65 kA) Ekip Dip LSIG front terminals (F) – UL 100% rated

Size lu	Trip unit	In	Type	3 poles		4 poles	
				U.S. ordering code	Global reference number	U.S. ordering code	Global reference number
XT2 125	Ekip Dip LSIG	10	XT2H 125 Ekip LSIG	XT2HQ3010GFF000XXX	1SDA075020R1 + 1SDA076604R1	XT2HQ4010GFF000XXX	1SDA075025R1 + 1SDA080699R1
		25	XT2H 125 Ekip LSIG	XT2HQ3025GFF000XXX	1SDA075021R1 + 1SDA076604R1	XT2HQ4025GFF000XXX	1SDA075026R1 + 1SDA080699R1
		60	XT2H 125 Ekip LSIG	XT2HQ3060GFF000XXX	1SDA075022R1 + 1SDA076604R1	XT2HQ4060GFF000XXX	1SDA075027R1 + 1SDA080699R1
		100	XT2H 125 Ekip LSIG	XT2HQ3100GFF000XXX	1SDA075023R1 + 1SDA076604R1	XT2HQ4100GFF000XXX	1SDA075028R1 + 1SDA080699R1
		125	XT2H 125 Ekip LSIG	XT2HQ3125GFF000XXX	1SDA075024R1 + 1SDA076604R1	XT2HQ4125GFF000XXX	1SDA075029R1 + 1SDA080699R1

SACE XT2H (65 kA) Ekip Dip LIG front terminals (F)

Size lu	Trip unit	In	Type	3 poles		4 poles	
				U.S. ordering code	Global reference number	U.S. ordering code	Global reference number
XT2 125	Ekip Dip LIG	10	XT2H 125 Ekip LIG In 10 A	XT2HU3010CFF000XXX	1SDA102085R1	XT2HU4010CFF000XXX	1SDA102142R1
		25	XT2H 125 Ekip LIG In 25 A	XT2HU3025CFF000XXX	1SDA102086R1	XT2HU4025CFF000XXX	1SDA102143R1
		60	XT2H 125 Ekip LIG In 60 A	XT2HU3060CFF000XXX	1SDA102087R1	XT2HU4060CFF000XXX	1SDA102144R1
		100	XT2H 125 Ekip LIG In 100	XT2HU3100CFF000XXX	1SDA102088R1	XT2HU4100CFF000XXX	1SDA102145R1
		125	XT2H 125 Ekip LIG In 125	XT2HU3125CFF000XXX	1SDA102089R1	XT2HU4125CFF000XXX	1SDA102146R1

Ordering codes for XT2

Circuit breakers



—
XT2 – circuit breaker

SACE XT2H (65 kA) Ekip Dip LIG front terminals (F) – UL 100% rated

Size lu	Trip unit	In	Type	3 poles		4 poles	
				U.S. ordering code	Global reference number	U.S. ordering code	Global reference number
XT2 125	Ekip Dip LIG	10	XT2H 125 Ekip LIG In10 A	XT2HQ3010CFF000XXX	1SDA102085R1 + 1SDA076604R1	XT2HQ4010CFF000XXX	1SDA102142R1 + 1SDA080699R1
		25	XT2H 125 Ekip LIG In25 A	XT2HQ3025CFF000XXX	1SDA102086R1 + 1SDA076604R1	XT2HQ4025CFF000XXX	1SDA102143R1 + 1SDA080699R1
		60	XT2H 125 Ekip LIG In60 A	XT2HQ3060CFF000XXX	1SDA102087R1 + 1SDA076604R1	XT2HQ4060CFF000XXX	1SDA102144R1 + 1SDA080699R1
		100	XT2H 125 Ekip LIG In100	XT2HQ3100CFF000XXX	1SDA102088R1 + 1SDA076604R1	XT2HQ4100CFF000XXX	1SDA102145R1 + 1SDA080699R1
		125	XT2H 125 Ekip LIG In125	XT2HQ3125CFF000XXX	1SDA102089R1 + 1SDA076604R1	XT2HQ4125CFF000XXX	1SDA102146R1 + 1SDA080699R1

SACE XT2H (65 kA) Ekip Touch LSI front terminals (F)

Size lu	Trip unit	In	Type	3 poles		4 poles	
				U.S. ordering code	Global reference number	U.S. ordering code	Global reference number
XT2 125	Ekip Touch LSI	40	XT2H 125 Ekip Touch LSI	XT2HU3040PFF000XXX	1SDA075632R1 + 1SDA102159R1	XT2HU4040PFF000XXX	1SDA075637R1 + 1SDA102205R1
		60	XT2H 125 Ekip Touch LSI	XT2HU3060PFF000XXX	1SDA075632R1 + 1SDA102160R1	XT2HU4060PFF000XXX	1SDA075637R1 + 1SDA102206R1
		100	XT2H 125 Ekip Touch LSI	XT2HU3100PFF000XXX	1SDA075632R1 + 1SDA102161R1	XT2HU4100PFF000XXX	1SDA075637R1 + 1SDA102207R1
		125	XT2H 125 Ekip Touch LSI	XT2HU3125PFF000XXX	1SDA075632R1 + 1SDA102162R1	XT2HU4125PFF000XXX	1SDA075637R1 + 1SDA102208R1

SACE XT2H (65 kA) Ekip Touch LSI front terminals (F) – UL 100% rated

Size lu	Trip unit	In	Type	3 poles		4 poles	
				U.S. ordering code	Global reference number	U.S. ordering code	Global reference number
XT2 125	Ekip Touch LSI	40	XT2H 125 Ekip Touch LSI	XT2HQ3040PFF000XXX	1SDA075632R1 + 1SDA102159R1 + 1SDA076604R1	XT2HQ4040PFF000XXX	1SDA075637R1 + 1SDA102205R1 + 1SDA080699R1
		60	XT2H 125 Ekip Touch LSI	XT2HQ3060PFF000XXX	1SDA075632R1 + 1SDA102160R1 + 1SDA076604R1	XT2HQ4060PFF000XXX	1SDA075637R1 + 1SDA102206R1 + 1SDA080699R1
		100	XT2H 125 Ekip Touch LSI	XT2HQ3100PFF000XXX	1SDA075632R1 + 1SDA102161R1 + 1SDA076604R1	XT2HQ4100PFF000XXX	1SDA075637R1 + 1SDA102207R1 + 1SDA080699R1
		125	XT2H 125 Ekip Touch LSI	XT2HQ3125PFF000XXX	1SDA075632R1 + 1SDA102162R1 + 1SDA076604R1	XT2HQ4125PFF000XXX	1SDA075637R1 + 1SDA102208R1 + 1SDA080699R1

Ordering codes for XT2

Circuit breakers



—
XT2 – circuit breaker

SACE XT2H (65 kA) Ekip Touch LSI front terminals (F)

Size lu	Trip unit	In	Type	3 poles		4 poles	
				U.S. ordering code	Global reference number	U.S. ordering code	Global reference number
XT2 125	Ekip Touch LSI	40	XT2H 125 Ekip Touch LSI	XT2HU3040QFF000XXX	1SDA075632R1 + 1SDA102163R1	XT2HU4040QFF000XXX	1SDA075637R1 + 1SDA102209R1
		60	XT2H 125 Ekip Touch LSI	XT2HU3060QFF000XXX	1SDA075632R1 + 1SDA102164R1	XT2HU4060QFF000XXX	1SDA075637R1 + 1SDA102210R1
		100	XT2H 125 Ekip Touch LSI	XT2HU3100QFF000XXX	1SDA075632R1 + 1SDA102165R1	XT2HU4100QFF000XXX	1SDA075637R1 + 1SDA102211R1
		125	XT2H 125 Ekip Touch LSI	XT2HU3125QFF000XXX	1SDA075632R1 + 1SDA102166R1	XT2HU4125QFF000XXX	1SDA075637R1 + 1SDA102212R1

SACE XT2H (65 kA) Ekip Touch LSI front terminals (F) – UL 100% rated

Size lu	Trip unit	In	Type	3 poles		4 poles	
				U.S. ordering code	Global reference number	U.S. ordering code	Global reference number
XT2 125	Ekip Touch LSI	40	XT2H 125 Ekip Touch LSI	XT2HQ3040QFF000XXX	1SDA075632R1 + 1SDA102163R1 + 1SDA076604R1	XT2HQ4040QFF000XXX	1SDA075637R1 + 1SDA102209R1 + 1SDA080699R1
		60	XT2H 125 Ekip Touch LSI	XT2HQ3060QFF000XXX	1SDA075632R1 + 1SDA102164R1 + 1SDA076604R1	XT2HQ4060QFF000XXX	1SDA075637R1 + 1SDA102210R1 + 1SDA080699R1
		100	XT2H 125 Ekip Touch LSI	XT2HQ3100QFF000XXX	1SDA075632R1 + 1SDA102165R1 + 1SDA076604R1	XT2HQ4100QFF000XXX	1SDA075637R1 + 1SDA102211R1 + 1SDA080699R1
		125	XT2H 125 Ekip Touch LSI	XT2HQ3125QFF000XXX	1SDA075632R1 + 1SDA102166R1 + 1SDA076604R1	XT2HQ4125QFF000XXX	1SDA075637R1 + 1SDA102212R1 + 1SDA080699R1

SACE XT2H (65 kA) Ekip Touch Measuring LSI front terminals (F)

Size lu	Trip unit	In	Type	3 poles		4 poles	
				U.S. ordering code	Global reference number	U.S. ordering code	Global reference number
XT2 125	Ekip Touch M-LSI	40	XT2H 125 Ekip Touch M-LSI	XT2HU3040RFF000XXX	1SDA075632R1 + 1SDA102167R1	XT2HU4040RFF000XXX	1SDA075637R1 + 1SDA102213R1
		60	XT2H 125 Ekip Touch M-LSI	XT2HU3060RFF000XXX	1SDA075632R1 + 1SDA102168R1	XT2HU4060RFF000XXX	1SDA075637R1 + 1SDA102214R1
		100	XT2H 125 Ekip Touch M-LSI	XT2HU3100RFF000XXX	1SDA075632R1 + 1SDA102169R1	XT2HU4100RFF000XXX	1SDA075637R1 + 1SDA102215R1
		125	XT2H 125 Ekip Touch M-LSI	XT2HU3125RFF000XXX	1SDA075632R1 + 1SDA102170R1	XT2HU4125RFF000XXX	1SDA075637R1 + 1SDA102216R1

Ordering codes for XT2

Circuit breakers



XT2 – circuit breaker

SACE XT2H (65 kA) Ekip Touch Measuring LSI front terminals (F) – UL 100% rated

Size lu	Trip unit	In	Type	3 poles		4 poles	
				U.S. ordering code	Global reference number	U.S. ordering code	Global reference number
XT2 125	Ekip Touch M-LSI	40	XT2H 125 Ekip Touch M-LSI	XT2HQ3040RFF000XXX	1SDA075632R1 + 1SDA102167R1 + 1SDA076604R1	XT2HQ4040RFF000XXX	1SDA075637R1 + 1SDA102213R1 + 1SDA080699R1
		60	XT2H 125 Ekip Touch M-LSI	XT2HQ3060RFF000XXX	1SDA075632R1 + 1SDA102168R1 + 1SDA076604R1	XT2HQ4060RFF000XXX	1SDA075637R1 + 1SDA102214R1 + 1SDA080699R1
		100	XT2H 125 Ekip Touch M-LSI	XT2HQ3100RFF000XXX	1SDA075632R1 + 1SDA102169R1 + 1SDA076604R1	XT2HQ4100RFF000XXX	1SDA075637R1 + 1SDA102215R1 + 1SDA080699R1
		125	XT2H 125 Ekip Touch M-LSI	XT2HQ3125RFF000XXX	1SDA075632R1 + 1SDA102170R1 + 1SDA076604R1	XT2HQ4125RFF000XXX	1SDA075637R1 + 1SDA102216R1 + 1SDA080699R1

SACE XT2H (65 kA) Ekip Touch Measuring LSI front terminals (F)

Size lu	Trip unit	In	Type	3 poles		4 poles	
				U.S. ordering code	Global reference number	U.S. ordering code	Global reference number
XT2 125	Ekip Touch M-LSIG	40	XT2H 125 Ekip Touch M-LSIG	XT2HU3040SFF000XXX	1SDA075632R1 + 1SDA102171R1	XT2HU4040SFF000XXX	1SDA075637R1 + 1SDA102217R1
		60	XT2H 125 Ekip Touch M-LSIG	XT2HU3060SFF000XXX	1SDA075632R1 + 1SDA102172R1	XT2HU4060SFF000XXX	1SDA075637R1 + 1SDA102218R1
		100	XT2H 125 Ekip Touch M-LSIG	XT2HU3100SFF000XXX	1SDA075632R1 + 1SDA102173R1	XT2HU4100SFF000XXX	1SDA075637R1 + 1SDA102219R1
		125	XT2H 125 Ekip Touch M-LSIG	XT2HU3125SFF000XXX	1SDA075632R1 + 1SDA102174R1	XT2HU4125SFF000XXX	1SDA075637R1 + 1SDA102220R1

SACE XT2H (65 kA) Ekip Touch Measuring LSI front terminals (F) – UL 100% rated

Size lu	Trip unit	In	Type	3 poles		4 poles	
				U.S. ordering code	Global reference number	U.S. ordering code	Global reference number
XT2 125	Ekip Touch M-LSIG	40	XT2H 125 Ekip Touch M-LSIG	XT2HQ3040SFF000XXX	1SDA075632R1 + 1SDA102171R1 + 1SDA076604R1	XT2HQ4040SFF000XXX	1SDA075637R1 + 1SDA102217R1 + 1SDA080699R1
		60	XT2H 125 Ekip Touch M-LSIG	XT2HQ3060SFF000XXX	1SDA075632R1 + 1SDA102172R1 + 1SDA076604R1	XT2HQ4060SFF000XXX	1SDA075637R1 + 1SDA102218R1 + 1SDA080699R1
		100	XT2H 125 Ekip Touch M-LSIG	XT2HQ3100SFF000XXX	1SDA075632R1 + 1SDA102173R1 + 1SDA076604R1	XT2HQ4100SFF000XXX	1SDA075637R1 + 1SDA102219R1 + 1SDA080699R1
		125	XT2H 125 Ekip Touch M-LSIG	XT2HQ3125SFF000XXX	1SDA075632R1 + 1SDA102174R1 + 1SDA076604R1	XT2HQ4125SFF000XXX	1SDA075637R1 + 1SDA102220R1 + 1SDA080699R1

Ordering codes for XT2

Circuit breakers



—
XT2 – circuit breaker

SACE XT2H (65 kA) Ekip Hi-Touch LSI front terminals (F)

Size lu	Trip unit	In	Type	3 poles		4 poles	
				U.S. ordering code	Global reference number	U.S. ordering code	Global reference number
XT2 125	Ekip Hi-Touch LSI	40	XT2H 125 Ekip Hi-Touch LSI	XT2HU3040TFF000XXX	1SDA075632R1 + 1SDA102175R1	XT2HU4040TFF000XXX	1SDA075637R1 + 1SDA102221R1
		60	XT2H 125 Ekip Hi-Touch LSI	XT2HU3060TFF000XXX	1SDA075632R1 + 1SDA102176R1	XT2HU4060TFF000XXX	1SDA075637R1 + 1SDA102222R1
		100	XT2H 125 Ekip Hi-Touch LSI	XT2HU3100TFF000XXX	1SDA075632R1 + 1SDA102177R1	XT2HU4100TFF000XXX	1SDA075637R1 + 1SDA102223R1
		125	XT2H 125 Ekip Hi-Touch LSI	XT2HU3125TFF000XXX	1SDA075632R1 + 1SDA102178R1	XT2HU4125TFF000XXX	1SDA075637R1 + 1SDA102224R1

SACE XT2H (65 kA) Ekip Hi-Touch LSI front terminals (F) – UL 100% rated

Size lu	Trip unit	In	Type	3 poles		4 poles	
				U.S. ordering code	Global reference number	U.S. ordering code	Global reference number
XT2 125	Ekip Hi-Touch LSI	40	XT2H 125 Ekip Hi-Touch LSI	XT2HQ3040TFF000XXX	1SDA075632R1 + 1SDA102175R1 + 1SDA076604R1	XT2HQ4040TFF000XXX	1SDA075637R1 + 1SDA102221R1 + 1SDA080699R1
		60	XT2H 125 Ekip Hi-Touch LSI	XT2HQ3060TFF000XXX	1SDA075632R1 + 1SDA102176R1 + 1SDA076604R1	XT2HQ4060TFF000XXX	1SDA075637R1 + 1SDA102222R1 + 1SDA080699R1
		100	XT2H 125 Ekip Hi-Touch LSI	XT2HQ3100TFF000XXX	1SDA075632R1 + 1SDA102177R1 + 1SDA076604R1	XT2HQ4100TFF000XXX	1SDA075637R1 + 1SDA102223R1 + 1SDA080699R1
		125	XT2H 125 Ekip Hi-Touch LSI	XT2HQ3125TFF000XXX	1SDA075632R1 + 1SDA102178R1 + 1SDA076604R1	XT2HQ4125TFF000XXX	1SDA075637R1 + 1SDA102224R1 + 1SDA080699R1

SACE XT2H (65 kA) Ekip Hi-Touch LSI front terminals (F)

Size lu	Trip unit	In	Type	3 poles		4 poles	
				U.S. ordering code	Global reference number	U.S. ordering code	Global reference number
XT2 125	Ekip Hi-Touch LSI	40	XT2H 125 Ekip Hi-Touch LSI	XT2HU3040UFF000XXX	1SDA075632R1 + 1SDA102179R1	XT2HU4040UFF000XXX	1SDA075637R1 + 1SDA102225R1
		60	XT2H 125 Ekip Hi-Touch LSI	XT2HU3060UFF000XXX	1SDA075632R1 + 1SDA102180R1	XT2HU4060UFF000XXX	1SDA075637R1 + 1SDA102226R1
		100	XT2H 125 Ekip Hi-Touch LSI	XT2HU3100UFF000XXX	1SDA075632R1 + 1SDA102181R1	XT2HU4100UFF000XXX	1SDA075637R1 + 1SDA102227R1
		125	XT2H 125 Ekip Hi-Touch LSI	XT2HU3125UFF000XXX	1SDA075632R1 + 1SDA102182R1	XT2HU4125UFF000XXX	1SDA075637R1 + 1SDA102228R1

Ordering codes for XT2

Circuit breakers



XT2 – circuit breaker

SACE XT2H (65 kA) Ekip Hi-Touch LSIG front terminals (F) – UL 100% rated

Size lu	Trip unit	In	Type	3 poles		4 poles	
				U.S. ordering code	Global reference number	U.S. ordering code	Global reference number
XT2 125	Ekip Hi-Touch LSIG	40	XT2H 125 Ekip Hi-Touch LSIG	XT2HQ3040UFF000XXX	1SDA075632R1 + 1SDA102179R1 + 1SDA076604R1	XT2HQ4040UFF000XXX	1SDA075637R1 + 1SDA102225R1 + 1SDA080699R1
		60	XT2H 125 Ekip Hi-Touch LSIG	XT2HQ3060UFF000XXX	1SDA075632R1 + 1SDA102180R1 + 1SDA076604R1	XT2HQ4060UFF000XXX	1SDA075637R1 + 1SDA102226R1 + 1SDA080699R1
		100	XT2H 125 Ekip Hi-Touch LSIG	XT2HQ3100UFF000XXX	1SDA075632R1 + 1SDA102181R1 + 1SDA076604R1	XT2HQ4100UFF000XXX	1SDA075637R1 + 1SDA102227R1 + 1SDA080699R1
		125	XT2H 125 Ekip Hi-Touch LSIG	XT2HQ3125UFF000XXX	1SDA075632R1 + 1SDA102182R1 + 1SDA076604R1	XT2HQ4125UFF000XXX	1SDA075637R1 + 1SDA102228R1 + 1SDA080699R1



XT2 – circuit breaker

Motor circuit protector (MCP)

SACE XT2H (65 kA) MA front terminals (F)

Size lu	Trip unit	In	Type	3 poles	
				U.S. ordering code	Global reference number
XT2 125	MA	3	XT2H 125 MA 3	XT2HU3003MFF000XXX	1SDA074882R1
		7	XT2H 125 MA 7	XT2HU3007MFF000XXX	1SDA074883R1
		15	XT2H 125 MA 15	XT2HU3015MFF000XXX	1SDA074884R1
		30	XT2H 125 MA 30	XT2HU3030MFF000XXX	1SDA074885R1
		50	XT2H 125 MA 50	XT2HU3050MFF000XXX	1SDA074886R1
		70	XT2H 125 MA 70	XT2HU3070MFF000XXX	1SDA074887R1
		80	XT2H 125 MA 80	XT2HU3080MFF000XXX	1SDA074888R1
		100	XT2H 125 MA 100	XT2HU3100MFF000XXX	1SDA074889R1
		125	XT2H 125 MA 125	XT2HU3125MFF000XXX	1SDA074890R1

Ordering codes for XT2

Circuit breakers



XT2 – circuit breaker

SACE XT2H (65 kA) MA front terminals (F) – UL 100% rated

Size Iu	Trip unit	In	Type	3 poles		4 poles	
				U.S. ordering code	Global reference number	U.S. ordering code	Global reference number
XT2 125 MA	3	= 3	XT2H 125 MCP Iu	XT2HQ3003MFF000XXX	1SDA074882R1 + 1SDA076604R1	–	–
			XT2H 125 MCP Iu	XT2HQ3007MFF000XXX	1SDA074883R1 + 1SDA076604R1	–	–
	15	= 15	XT2H 125 MCP Iu	XT2HQ3015MFF000XXX	1SDA074884R1 + 1SDA076604R1	–	–
			XT2H 125 MCP Iu	XT2HQ3030MFF000XXX	1SDA074885R1 + 1SDA076604R1	–	–
	50	= 50	XT2H 125 MCP Iu	XT2HQ3050MFF000XXX	1SDA074886R1 + 1SDA076604R1	–	–
			XT2H 125 MCP Iu	XT2HQ3070MFF000XXX	1SDA074887R1 + 1SDA076604R1	–	–
	80	= 80	XT2H 125 MCP Iu	XT2HQ3080MFF000XXX	1SDA074888R1 + 1SDA076604R1	–	–
			XT2H 125 MCP Iu	XT2HQ3100MFF000XXX	1SDA074889R1 + 1SDA076604R1	–	–
100	= 100						

SACE XT2H (65 kA) Ekip I front terminals (F)

Size Iu	Trip unit	In	Type	3 poles		4 poles	
				U.S. ordering code	Global reference number	U.S. ordering code	Global reference number
XT2 125 Ekip I		10	XT2H 125 Ekip I In = 10 A	XT2HU3010JFF000XXX	1SDA075070R1	–	–
		25	XT2H 125 Ekip I In = 25 A	XT2HU3025JFF000XXX	1SDA075071R1	–	–
		60	XT2H 125 Ekip I In = 60 A	XT2HU3060JFF000XXX	1SDA075072R1	–	–
		100	XT2H 125 Ekip I In = 100 A	XT2HU3100JFF000XXX	1SDA075073R1	–	–
		125	XT2H 125 Ekip I In = 125 A	XT2HU3125JFF000XXX	1SDA075074R1	–	–

Ordering codes for XT2

Circuit breakers



XT2 – circuit breaker

Motor protection circuit breaker (MPCB)

SACE XT2H (65 kA) Ekip M-LIU front terminals (F)

Size	Iu	Trip unit	In	Type	3 poles		
					U.S. ordering code	Global reference number	
XT2 125	Ekip M-LIU	25	25	XT2H 125 Ekip M-LIU In = 25 A	XT2HU3025LFF000XXX	1SDA075103R1	
				60	XT2H 125 Ekip M-LIU In = 60 A	XT2HU3060LFF000XXX	1SDA075104R1
					100	XT2H 125 Ekip M-LIU In = 100 A	XT2HU3100LFF000XXX

SACE XT2H (65 kA) Ekip M-LIU front terminals (F) – UL 100% rated

Size	Iu	Trip unit	In	Type	3 poles		
					U.S. ordering code	Global reference number	
XT2 125	Ekip M-LIU	25	25	XT2H 125 Ekip M-LIU In = 25 A	XT2HQ3025LFF000XXX	1SDA075103R1 + 1SDA076604R1	
				60	XT2H 125 Ekip M-LIU In = 60 A	XT2HQ3060LFF000XXX	1SDA075104R1 + 1SDA076604R1
					100	XT2H 125 Ekip M-LIU In = 100 A	XT2HQ3100LFF000XXX

Ordering codes for XT2

Circuit breakers



XT2 – circuit breaker

SACE XT2H (65 kA) Ekip M Touch LRIU front terminals (F)

Size lu	Trip unit	In	Type	3 poles	
				U.S. ordering code	Global reference number
XT2 125	Ekip M Touch LRIU	40	XT2H 125 EkipM TouchLRIU 40	XT2HU3040WFF000XXX	1SDA102090R1
		60	XT2H 125 EkipM TouchLRIU 60	XT2HU3060WFF000XXX	1SDA102091R1
		100	XT2H 125 EkipMTouchLRIU 100	XT2HU3100WFF000XXX	1SDA102092R1

SACE XT2H (65 kA) Ekip M Touch LRIU front terminals (F) – UL 100% rated

Size lu	Trip unit	In	Type	3 poles	
				U.S. ordering code	Global reference number
XT2 125	Ekip M Touch LRIU	40	XT2H 125 EkipM TouchLRIU 40	XT2HQ3040WFF000XXX	1SDA102090R1 + 1SDA076604R1
		60	XT2H 125 EkipM TouchLRIU 60	XT2HQ3060WFF000XXX	1SDA102091R1 + 1SDA076604R1
		100	XT2H 125 EkipMTouchLRIU 100	XT2HQ3100WFF000XXX	1SDA102092R1 + 1SDA076604R1
		125	XT2H 125 EkipMTouchLRIU 100	XT2HQ3125WFF000XXX	1SDA102093R1 + 1SDA076604R1

Ordering codes for XT2

Circuit breakers



— XT2 – circuit breaker

Distribution circuit breakers

SACE XT2L (100 kA) TMF/TMA front terminals (F)

Size lu	Trip unit	In	Type	3 poles		4 poles	
				U.S. ordering code	Global reference number	U.S. ordering code	Global reference number
XT2 125 TMF		15	XT2L 125 TMF 15-400	XT2LU3015AFF000XXX	1SDA074817R1	XT2LU4015AFF000XXX	1SDA074831R1
		20	XT2L 125 TMF 20-400	XT2LU3020AFF000XXX	1SDA074818R1	XT2LU4020AFF000XXX	1SDA074832R1
		25	XT2L 125 TMF 25-400	XT2LU3025AFF000XXX	1SDA074819R1	XT2LU4025AFF000XXX	1SDA074833R1
		30	XT2L 125 TMF 30-400	XT2LU3030AFF000XXX	1SDA074820R1	XT2LU4030AFF000XXX	1SDA074834R1
		35	XT2L 125 TMF 35-400	XT2LU3035AFF000XXX	1SDA074821R1	XT2LU4035AFF000XXX	1SDA074835R1
		40	XT2L 125 TMF 40-400	XT2LU3040AFF000XXX	1SDA074822R1	XT2LU4040AFF000XXX	1SDA074836R1
		50	XT2L 125 TMF 50-500	XT2LU3050AFF000XXX	1SDA074823R1	XT2LU4050AFF000XXX	1SDA074837R1
		60	XT2L 125 TMF 60-600	XT2LU3060AFF000XXX	1SDA074824R1	XT2LU4060AFF000XXX	1SDA074838R1
		70	XT2L 125 TMF 70-700	XT2LU3070AFF000XXX	1SDA074825R1	XT2LU4070AFF000XXX	1SDA074839R1
XT2 125 TMA		80	XT2L 125 TMA 80-800	XT2LU3080BFF000XXX	1SDA074826R1	XT2LU4080BFF000XXX	1SDA074840R1
		90	XT2L 125 TMA 90-900	XT2LU3090BFF000XXX	1SDA074827R1	XT2LU4090BFF000XXX	1SDA074841R1
		100	XT2L 125 TMA 100-1000	XT2LU3100BFF000XXX	1SDA074828R1	XT2LU4100BFF000XXX	1SDA074842R1
		110	XT2L 125 TMA 110-1100	XT2LU3110BFF000XXX	1SDA074829R1	XT2LU4110BFF000XXX	1SDA074843R1
		125	XT2L 125 TMA 125-1250	XT2LU3125BFF000XXX	1SDA074830R1	XT2LU4125BFF000XXX	1SDA074844R1

Ordering codes for XT2

Circuit breakers



XT2 – circuit breaker

SACE XT2L (100 kA) TMF/TMA front terminals (F) – UL 100% rated

Size lu	Trip unit	In	Type	3 poles		4 poles	
				U.S. ordering code	Global reference number	U.S. ordering code	Global reference number
XT2 125 TMF		15	XT2L 125 TMF 15-400	XT2LQ3015AFF000XXX	1SDA074817R1 + 1SDA076604R1	XT2LQ4015AFF000XXX	1SDA074831R1 + 1SDA080699R1
		20	XT2L 125 TMF 20-400	XT2LQ3020AFF000XXX	1SDA074818R1 + 1SDA076604R1	XT2LQ4020AFF000XXX	1SDA074832R1 + 1SDA080699R1
		25	XT2L 125 TMF 25-400	XT2LQ3025AFF000XXX	1SDA074819R1 + 1SDA076604R1	XT2LQ4025AFF000XXX	1SDA074833R1 + 1SDA080699R1
		30	XT2L 125 TMF 30-400	XT2LQ3030AFF000XXX	1SDA074820R1 + 1SDA076604R1	XT2LQ4030AFF000XXX	1SDA074834R1 + 1SDA080699R1
		35	XT2L 125 TMF 35-400	XT2LQ3035AFF000XXX	1SDA074821R1 + 1SDA076604R1	XT2LQ4035AFF000XXX	1SDA074835R1 + 1SDA080699R1
		40	XT2L 125 TMF 40-400	XT2LQ3040AFF000XXX	1SDA074822R1 + 1SDA076604R1	XT2LQ4040AFF000XXX	1SDA074836R1 + 1SDA080699R1
		50	XT2L 125 TMF 50-500	XT2LQ3050AFF000XXX	1SDA074823R1 + 1SDA076604R1	XT2LQ4050AFF000XXX	1SDA074837R1 + 1SDA080699R1
		60	XT2L 125 TMF 60-600	XT2LQ3060AFF000XXX	1SDA074824R1 + 1SDA076604R1	XT2LQ4060AFF000XXX	1SDA074838R1 + 1SDA080699R1
XT2 125 TMA		70	XT2L 125 TMF 70-700	XT2LQ3070AFF000XXX	1SDA074825R1 + 1SDA076604R1	XT2LQ4070AFF000XXX	1SDA074839R1 + 1SDA080699R1
		80	XT2L 125 TMA 80-400	XT2LQ3080BFF000XXX	1SDA074826R1 + 1SDA076604R1	XT2LQ4080BFF000XXX	1SDA074840R1 + 1SDA080699R1
		90	XT2L 125 TMA 90-450	XT2LQ3090BFF000XXX	1SDA074827R1 + 1SDA076604R1	XT2LQ4090BFF000XXX	1SDA074841R1 + 1SDA080699R1
		100	XT2L 125 TMA 100-50	XT2LQ3100BFF000XXX	1SDA074828R1 + 1SDA076604R1	XT2LQ4100BFF000XXX	1SDA074842R1 + 1SDA080699R1

SACE XT2L (100 kA) Ekip Dip LS/I front terminals (F)

Size lu	Trip unit	In	Type	3 poles		4 poles	
				U.S. ordering code	Global reference number	U.S. ordering code	Global reference number
XT2 125 Ekip Dip LS/I		10	XT2L 125 Ekip LS/I In = 10 A	XT2LU3010EFF000XXX	1SDA074930R1	XT2LU4010EFF000XXX	1SDA074935R1
		25	XT2L 125 Ekip LS/I In = 25 A	XT2LU3025EFF000XXX	1SDA074931R1	XT2LU4025EFF000XXX	1SDA074936R1
		60	XT2L 125 Ekip LS/I In = 60 A	XT2LU3060EFF000XXX	1SDA074932R1	XT2LU4060EFF000XXX	1SDA074937R1
		100	XT2L 125 Ekip LS/I In = 100 A	XT2LU3100EFF000XXX	1SDA074933R1	XT2LU4100EFF000XXX	1SDA074938R1
		125	XT2L 125 Ekip LS/I In = 125 A	XT2LU3125EFF000XXX	1SDA074934R1	XT2LU4125EFF000XXX	1SDA074939R1

Ordering codes for XT2

Circuit breakers



XT2 – circuit breaker

SACE XT2L (100 kA) Ekip Dip LS/I front terminals (F) – UL 100% rated

Size lu	Trip unit	In	Type	3 poles		4 poles	
				U.S. ordering code	Global reference number	U.S. ordering code	Global reference number
XT2 125	Ekip Dip LS/I	10	XT2L 125 Ekip LS/I	XT2LQ3010EFF000XXX	1SDA074930R1 + 1SDA076604R1	XT2LQ4010EFF000XXX	1SDA074935R1 + 1SDA080699R1
		25	XT2L 125 Ekip LS/I	XT2LQ3025EFF000XXX	1SDA074931R1 + 1SDA076604R1	XT2LQ4025EFF000XXX	1SDA074936R1 + 1SDA080699R1
		60	XT2L 125 Ekip LS/I	XT2LQ3060EFF000XXX	1SDA074932R1 + 1SDA076604R1	XT2LQ4060EFF000XXX	1SDA074937R1 + 1SDA080699R1
		100	XT2L 125 Ekip LS/I	XT2LQ3100EFF000XXX	1SDA074933R1 + 1SDA076604R1	XT2LQ4100EFF000XXX	1SDA074938R1 + 1SDA080699R1
		125	XT2L 125 Ekip LS/I	XT2LQ3125EFF000XXX	1SDA074934R1 + 1SDA076604R1	XT2LQ4125EFF000XXX	1SDA074939R1 + 1SDA080699R1

SACE XT2L (100 kA) Ekip Dip LSI front terminals (F)

Size lu	Trip unit	In	Type	3 poles		4 poles	
				U.S. ordering code	Global reference number	U.S. ordering code	Global reference number
XT2 125	Ekip Dip LSI	10	XT2L 125 Ekip LSI	XT2LU3010FFF000XXX	1SDA074980R1	XT2LU4010FFF000XXX	1SDA074985R1
		25	XT2L 125 Ekip LSI	XT2LU3025FFF000XXX	1SDA074981R1	XT2LU4025FFF000XXX	1SDA074986R1
		60	XT2L 125 Ekip LSI	XT2LU3060FFF000XXX	1SDA074982R1	XT2LU4060FFF000XXX	1SDA074987R1
		100	XT2L 125 Ekip LSI	XT2LU3100FFF000XXX	1SDA074983R1	XT2LU4100FFF000XXX	1SDA074988R1
		125	XT2L 125 Ekip LSI	XT2LU3125FFF000XXX	1SDA074984R1	XT2LU4125FFF000XXX	1SDA074989R1

SACE XT2L (100 kA) Ekip Dip LSI front terminals (F) – UL 100% rated

Size lu	Trip unit	In	Type	3 poles		4 poles	
				U.S. ordering code	Global reference number	U.S. ordering code	Global reference number
XT2 125	Ekip Dip LSI	10	XT2L 125 Ekip LSI	XT2LQ3010FFF000XXX	1SDA074980R1 + 1SDA076604R1	XT2LQ4010FFF000XXX	1SDA074985R1 + 1SDA080699R1
		25	XT2L 125 Ekip LSI	XT2LQ3025FFF000XXX	1SDA074981R1 + 1SDA076604R1	XT2LQ4025FFF000XXX	1SDA074986R1 + 1SDA080699R1
		60	XT2L 125 Ekip LSI	XT2LQ3060FFF000XXX	1SDA074982R1 + 1SDA076604R1	XT2LQ4060FFF000XXX	1SDA074987R1 + 1SDA080699R1
		100	XT2L 125 Ekip LSI	XT2LQ3100FFF000XXX	1SDA074983R1 + 1SDA076604R1	XT2LQ4100FFF000XXX	1SDA074988R1 + 1SDA080699R1
		125	XT2L 125 Ekip LSI	XT2LQ3125FFF000XXX	1SDA074984R1 + 1SDA076604R1	XT2LQ4125FFF000XXX	1SDA074989R1 + 1SDA080699R1

Ordering codes for XT2

Circuit breakers



—
XT2 – circuit breaker

SACE XT2L (100 kA) Ekip Dip L SIG front terminals (F)

Size lu	Trip unit	In	Type	3 poles		4 poles	
				U.S. ordering code	Global reference number	U.S. ordering code	Global reference number
XT2 125	Ekip Dip L SIG	10	XT2L 125 Ekip L SIG	XT2LU3010GFF000XXX	1SDA075030R1	XT2LU4010GFF000XXX	1SDA075035R1
		25	XT2L 125 Ekip L SIG	XT2LU3025GFF000XXX	1SDA075031R1	XT2LU4025GFF000XXX	1SDA075036R1
		60	XT2L 125 Ekip L SIG	XT2LU3060GFF000XXX	1SDA075032R1	XT2LU4060GFF000XXX	1SDA075037R1
		100	XT2L 125 Ekip L SIG	XT2LU3100GFF000XXX	1SDA075033R1	XT2LU4100GFF000XXX	1SDA075038R1
		125	XT2L 125 Ekip L SIG	XT2LU3125GFF000XXX	1SDA075034R1	XT2LU4125GFF000XXX	1SDA075039R1

SACE XT2L (100 kA) Ekip Dip L SIG front terminals (F) – UL 100% rated

Size lu	Trip unit	In	Type	3 poles		4 poles	
				U.S. ordering code	Global reference number	U.S. ordering code	Global reference number
XT2 125	Ekip Dip L SIG	10	XT2L 125 Ekip L SIG	XT2LQ3010GFF000XXX	1SDA075030R1 + 1SDA076604R1	XT2LQ4010GFF000XXX	1SDA075035R1 + 1SDA080699R1
		25	XT2L 125 Ekip L SIG	XT2LQ3025GFF000XXX	1SDA075031R1 + 1SDA076604R1	XT2LQ4025GFF000XXX	1SDA075036R1 + 1SDA080699R1
		60	XT2L 125 Ekip L SIG	XT2LQ3060GFF000XXX	1SDA075032R1 + 1SDA076604R1	XT2LQ4060GFF000XXX	1SDA075037R1 + 1SDA080699R1
		100	XT2L 125 Ekip L SIG	XT2LQ3100GFF000XXX	1SDA075033R1 + 1SDA076604R1	XT2LQ4100GFF000XXX	1SDA075038R1 + 1SDA080699R1
		125	XT2L 125 Ekip L SIG	XT2LQ3125GFF000XXX	1SDA075034R1 + 1SDA076604R1	XT2LQ4125GFF000XXX	1SDA075039R1 + 1SDA080699R1

SACE XT2L (100 kA) Ekip Dip L IG front terminals (F)

Size lu	Trip unit	In	Type	3 poles		4 poles	
				U.S. ordering code	Global reference number	U.S. ordering code	Global reference number
XT2 125	Ekip Dip L IG	60	XT2L 125 Ekip L IG	XT2LU3060CFF000XXX	1SDA075633R1 + 1SDA102188R1	XT2LU4060CFF000XXX	1SDA075638R1 + 1SDA102230R1
		100	XT2L 125 Ekip L IG	XT2LU3100CFF000XXX	1SDA075633R1 + 1SDA102189R1	XT2LU4100CFF000XXX	1SDA075638R1 + 1SDA102231R1
		125	XT2L 125 Ekip L IG	XT2LU3125CFF000XXX	1SDA075633R1 + 1SDA102190R1	XT2LU4125CFF000XXX	1SDA075638R1 + 1SDA102232R1

Ordering codes for XT2

Circuit breakers



XT2 – circuit breaker

SACE XT2L (100 kA) Ekip Dip LIG front terminals (F) – UL 100% rated

Size lu	Trip unit	In	Type	3 poles		4 poles	
				U.S. ordering code	Global reference number	U.S. ordering code	Global reference number
XT2 125	Ekip Dip LIG	60	XT2L 125 Ekip LIG	XT2LQ3060CFF000XXX	1SDA075633R1 + 1SDA102188R1 + 1SDA076604R1	XT2LQ4060CFF000XXX	1SDA075638R1 + 1SDA102230R1 + 1SDA080699R1
		100	XT2L 125 Ekip LIG	XT2LQ3100CFF000XXX	1SDA075633R1 + 1SDA102189R1 + 1SDA076604R1	XT2LQ4100CFF000XXX	1SDA075638R1 + 1SDA102231R1 + 1SDA080699R1
		125	XT2L 125 Ekip LIG	XT2LQ3125CFF000XXX	1SDA075633R1 + 1SDA102190R1 + 1SDA076604R1	XT2LQ4125CFF000XXX	1SDA075638R1 + 1SDA102232R1 + 1SDA080699R1

SACE XT2L (100 kA) Ekip Touch LSI front terminals (F)

Size lu	Trip unit	In	Type	3 poles		4 poles	
				U.S. ordering code	Global reference number	U.S. ordering code	Global reference number
XT2 125	Ekip Touch LSI	40	XT2L 125 Ekip Touch LSI	XT2LU3040PFF000XXX	1SDA075633R1 + 1SDA102159R1	XT2LU4040PFF000XXX	1SDA075638R1 + 1SDA102205R1
		60	XT2L 125 Ekip Touch LSI	XT2LU3060PFF000XXX	1SDA075633R1 + 1SDA102160R1	XT2LU4060PFF000XXX	1SDA075638R1 + 1SDA102206R1
		100	XT2L 125 Ekip Touch LSI	XT2LU3100PFF000XXX	1SDA075633R1 + 1SDA102161R1	XT2LU4100PFF000XXX	1SDA075638R1 + 1SDA102207R1
		125	XT2L 125 Ekip Touch LSI	XT2LU3125PFF000XXX	1SDA075633R1 + 1SDA102162R1	XT2LU4125PFF000XXX	1SDA075638R1 + 1SDA102208R1

SACE XT2L (100 kA) Ekip Touch LSI front terminals (F) – UL 100% rated

Size lu	Trip unit	In	Type	3 poles		4 poles	
				U.S. ordering code	Global reference number	U.S. ordering code	Global reference number
XT2 125	Ekip Touch LSI	40	XT2L 125 Ekip Touch LSI	XT2LQ3040PFF000XXX	1SDA075633R1 + 1SDA102159R1 + 1SDA076604R1	XT2LQ4040PFF000XXX	1SDA075638R1 + 1SDA102205R1 + 1SDA080699R1
		60	XT2L 125 Ekip Touch LSI	XT2LQ3060PFF000XXX	1SDA075633R1 + 1SDA102160R1 + 1SDA076604R1	XT2LQ4060PFF000XXX	1SDA075638R1 + 1SDA102206R1 + 1SDA080699R1
		100	XT2L 125 Ekip Touch LSI	XT2LQ3100PFF000XXX	1SDA075633R1 + 1SDA102161R1 + 1SDA076604R1	XT2LQ4100PFF000XXX	1SDA075638R1 + 1SDA102207R1 + 1SDA080699R1
		125	XT2L 125 Ekip Touch LSI	XT2LQ3125PFF000XXX	1SDA075633R1 + 1SDA102162R1 + 1SDA076604R1	XT2LQ4125PFF000XXX	1SDA075638R1 + 1SDA102208R1 + 1SDA080699R1

Ordering codes for XT2

Circuit breakers



XT2 – circuit breaker

SACE XT2L (100 kA) Ekip Touch LSI front terminals (F)

Size lu	Trip unit	In	Type	3 poles		4 poles	
				U.S. ordering code	Global reference number	U.S. ordering code	Global reference number
XT2 125	Ekip Touch LSI	40	XT2L 125 Ekip Touch LSI	XT2LU3040QFF000XXX	1SDA075633R1 + 1SDA102163R1	XT2LU4040QFF000XXX	1SDA075638R1 + 1SDA102209R1
		60	XT2L 125 Ekip Touch LSI	XT2LU3060QFF000XXX	1SDA075633R1 + 1SDA102164R1	XT2LU4060QFF000XXX	1SDA075638R1 + 1SDA102210R1
		100	XT2L 125 Ekip Touch LSI	XT2LU3100QFF000XXX	1SDA075633R1 + 1SDA102165R1	XT2LU4100QFF000XXX	1SDA075638R1 + 1SDA102211R1
		125	XT2L 125 Ekip Touch LSI	XT2LU3125QFF000XXX	1SDA075633R1 + 1SDA102166R1	XT2LU4125QFF000XXX	1SDA075638R1 + 1SDA102212R1

SACE XT2L (100 kA) Ekip Touch LSI front terminals (F) – UL 100% rated

Size lu	Trip unit	In	Type	3 poles		4 poles	
				U.S. ordering code	Global reference number	U.S. ordering code	Global reference number
XT2 125	Ekip Touch LSI	40	XT2L 125 Ekip Touch LSI	XT2LQ3040QFF000XXX	1SDA075633R1 + 1SDA102163R1 + 1SDA076604R1	XT2LQ4040QFF000XXX	1SDA075638R1 + 1SDA102209R1 + 1SDA080699R1
		60	XT2L 125 Ekip Touch LSI	XT2LQ3060QFF000XXX	1SDA075633R1 + 1SDA102164R1 + 1SDA076604R1	XT2LQ4060QFF000XXX	1SDA075638R1 + 1SDA102210R1 + 1SDA080699R1
		100	XT2L 125 Ekip Touch LSI	XT2LQ3100QFF000XXX	1SDA075633R1 + 1SDA102165R1 + 1SDA076604R1	XT2LQ4100QFF000XXX	1SDA075638R1 + 1SDA102211R1 + 1SDA080699R1
		125	XT2L 125 Ekip Touch LSI	XT2LQ3125QFF000XXX	1SDA075633R1 + 1SDA102166R1 + 1SDA076604R1	XT2LQ4125QFF000XXX	1SDA075638R1 + 1SDA102212R1 + 1SDA080699R1

SACE XT2L (100 kA) Ekip Touch Measuring LSI front terminals (F)

Size lu	Trip unit	In	Type	3 poles		4 poles	
				U.S. ordering code	Global reference number	U.S. ordering code	Global reference number
XT2 125	Ekip Touch M-LSI	40	XT2L 125 Ekip Touch M-LSI	XT2LU3040RFF000XXX	1SDA075633R1 + 1SDA102167R1	XT2LU4040RFF000XXX	1SDA075638R1 + 1SDA102213R1
		60	XT2L 125 Ekip Touch M-LSI	XT2LU3060RFF000XXX	1SDA075633R1 + 1SDA102168R1	XT2LU4060RFF000XXX	1SDA075638R1 + 1SDA102214R1
		100	XT2L 125 Ekip Touch M-LSI	XT2LU3100RFF000XXX	1SDA075633R1 + 1SDA102169R1	XT2LU4100RFF000XXX	1SDA075638R1 + 1SDA102215R1
		125	XT2L 125 Ekip Touch M-LSI	XT2LU3125RFF000XXX	1SDA075633R1 + 1SDA102170R1	XT2LU4125RFF000XXX	1SDA075638R1 + 1SDA102216R1

Ordering codes for XT2

Circuit breakers



— XT2 – circuit breaker

SACE XT2L (100 kA) Ekip Touch Measuring LSI front terminals (F) – UL 100% rated

Size lu	Trip unit	In	Type	3 poles		4 poles	
				U.S. ordering code	Global reference number	U.S. ordering code	Global reference number
XT2 125	Ekip Touch M-LSI	40	XT2L 125 Ekip Touch M-LSI	XT2LQ3040RFF000XXX	1SDA075633R1 + 1SDA102167R1 + 1SDA076604R1	XT2LQ4040RFF000XXX	1SDA075638R1 + 1SDA102213R1 + 1SDA080699R1
		60	XT2L 125 Ekip Touch M-LSI	XT2LQ3060RFF000XXX	1SDA075633R1 + 1SDA102168R1 + 1SDA076604R1	XT2LQ4060RFF000XXX	1SDA075638R1 + 1SDA102214R1 + 1SDA080699R1
		100	–	XT2LQ3100RFF000XXX	1SDA075633R1 + 1SDA102169R1 + 1SDA076604R1	XT2LQ4100RFF000XXX	1SDA075638R1 + 1SDA102215R1 + 1SDA080699R1
		125	–	XT2LQ3125RFF000XXX	1SDA075633R1 + 1SDA102170R1 + 1SDA076604R1	XT2LQ4125RFF000XXX	1SDA075638R1 + 1SDA102216R1 + 1SDA080699R1

SACE XT2L (100 kA) Ekip Touch Measuring LSI front terminals (F)

Size lu	Trip unit	In	Type	3 poles		4 poles	
				U.S. ordering code	Global reference number	U.S. ordering code	Global reference number
XT2 125	Ekip Touch M-LSIG	40	XT2L 125 Ekip Touch M-LSIG	XT2LU3040SFF000XXX	1SDA075633R1 + 1SDA102171R1	XT2LU4040SFF000XXX	1SDA075638R1 + 1SDA102217R1
		60	XT2L 125 Ekip Touch M-LSIG	XT2LU3060SFF000XXX	1SDA075633R1 + 1SDA102172R1	XT2LU4060SFF000XXX	1SDA075638R1 + 1SDA102218R1
		100	XT2L 125 Ekip Touch M-LSIG	XT2LU3100SFF000XXX	1SDA075633R1 + 1SDA102173R1	XT2LU4100SFF000XXX	1SDA075638R1 + 1SDA102219R1
		125	XT2L 125 Ekip Touch M-LSIG	XT2LU3125SFF000XXX	1SDA075633R1 + 1SDA102174R1	XT2LU4125SFF000XXX	1SDA075638R1 + 1SDA102220R1

SACE XT2L (100 kA) Ekip Touch Measuring LSI front terminals (F) – UL 100% rated

Size lu	Trip unit	In	Type	3 poles		4 poles	
				U.S. ordering code	Global reference number	U.S. ordering code	Global reference number
XT2 125	Ekip Touch M-LSIG	40	XT2L 125 Ekip Touch M-LSIG	XT2LQ3040SFF000XXX	1SDA075633R1 + 1SDA102171R1 + 1SDA076604R1	XT2LQ4040SFF000XXX	1SDA075638R1 + 1SDA102217R1 + 1SDA080699R1
		60	XT2L 125 Ekip Touch M-LSIG	XT2LQ3060SFF000XXX	1SDA075633R1 + 1SDA102172R1 + 1SDA076604R1	XT2LQ4060SFF000XXX	1SDA075638R1 + 1SDA102218R1 + 1SDA080699R1
		100	XT2L 125 Ekip Touch M-LSIG	XT2LQ3100SFF000XXX	1SDA075633R1 + 1SDA102173R1 + 1SDA076604R1	XT2LQ4100SFF000XXX	1SDA075638R1 + 1SDA102219R1 + 1SDA080699R1
		125	XT2L 125 Ekip Touch M-LSIG	XT2LQ3125SFF000XXX	1SDA075633R1 + 1SDA102174R1 + 1SDA076604R1	XT2LQ4125SFF000XXX	1SDA075638R1 + 1SDA102220R1 + 1SDA080699R1

Ordering codes for XT2 Circuit breakers



—
XT2 – circuit breaker

SACE XT2L (100 kA) Ekip Hi-Touch LSI front terminals (F)

Size lu	Trip unit	In	Type	3 poles		4 poles	
				U.S. ordering code	Global reference number	U.S. ordering code	Global reference number
XT2 125	Ekip Hi-Touch LSI	40	XT2L 125 Ekip Hi-Touch LSI	XT2LU3040TFF000XXX	1SDA075633R1 + 1SDA102175R1	XT2LU4040TFF000XXX	1SDA075638R1 + 1SDA102221R1
		60	XT2L 125 Ekip Hi-Touch LSI	XT2LU3060TFF000XXX	1SDA075633R1 + 1SDA102176R1	XT2LU4060TFF000XXX	1SDA075638R1 + 1SDA102222R1
		100	XT2L 125 Ekip Hi-Touch LSI	XT2LU3100TFF000XXX	1SDA075633R1 + 1SDA102177R1	XT2LU4100TFF000XXX	1SDA075638R1 + 1SDA102223R1
		125	XT2L 125 Ekip Hi-Touch LSI	XT2LU3125TFF000XXX	1SDA075633R1 + 1SDA102178R1	XT2LU4125TFF000XXX	1SDA075638R1 + 1SDA102224R1

SACE XT2L (100 kA) Ekip Hi-Touch LSI front terminals (F) – UL 100% rated

Size lu	Trip unit	In	Type	3 poles		4 poles	
				U.S. ordering code	Global reference number	U.S. ordering code	Global reference number
XT2 125	Ekip Hi-Touch LSI	40	XT2L 125 Ekip Hi-Touch LSI	XT2LQ3040TFF000XXX	1SDA075633R1 + 1SDA102175R1 + 1SDA076604R1	XT2LQ4040TFF000XXX	1SDA075638R1 + 1SDA102221R1 + 1SDA080699R1
		60	XT2L 125 Ekip Hi-Touch LSI	XT2LQ3060TFF000XXX	1SDA075633R1 + 1SDA102176R1 + 1SDA076604R1	XT2LQ4060TFF000XXX	1SDA075638R1 + 1SDA102222R1 + 1SDA080699R1
		100	XT2L 125 Ekip Hi-Touch LSI	XT2LQ3100TFF000XXX	1SDA075633R1 + 1SDA102177R1 + 1SDA076604R1	XT2LQ4100TFF000XXX	1SDA075638R1 + 1SDA102223R1 + 1SDA080699R1
		125	XT2L 125 Ekip Hi-Touch LSI	XT2LQ3125TFF000XXX	1SDA075633R1 + 1SDA102178R1 + 1SDA076604R1	XT2LQ4125TFF000XXX	1SDA075638R1 + 1SDA102224R1 + 1SDA080699R1

SACE XT2L (100 kA) Ekip Hi-Touch LSI front terminals (F)

Size lu	Trip unit	In	Type	3 poles		4 poles	
				U.S. ordering code	Global reference number	U.S. ordering code	Global reference number
XT2 125	Ekip Hi-Touch LSI	40	XT2L 125 Ekip Hi-Touch LSI	XT2LU3040UFF000XXX	1SDA075633R1 + 1SDA102179R1	XT2LU4040UFF000XXX	1SDA075638R1 + 1SDA102225R1
		60	XT2L 125 Ekip Hi-Touch LSI	XT2LU3060UFF000XXX	1SDA075633R1 + 1SDA102180R1	XT2LU4060UFF000XXX	1SDA075638R1 + 1SDA102226R1
		100	XT2L 125 Ekip Hi-Touch LSI	XT2LU3100UFF000XXX	1SDA075633R1 + 1SDA102181R1	XT2LU4100UFF000XXX	1SDA075638R1 + 1SDA102227R1
		125	XT2L 125 Ekip Hi-Touch LSI	XT2LU3125UFF000XXX	1SDA075633R1 + 1SDA102182R1	XT2LU4125UFF000XXX	1SDA075638R1 + 1SDA102228R1

Ordering codes for XT2

Circuit breakers



—
XT2 – circuit breaker

SACE XT2L (100 kA) Ekip Hi-Touch LSIG front terminals (F) – UL 100% rated

Size lu	Trip unit	In	Type	3 poles		4 poles	
				U.S. ordering code	Global reference number	U.S. ordering code	Global reference number
XT2 125	Ekip Hi-Touch LSIG	40	XT2L 125 Ekip Hi-Touch LSIG	XT2LQ3040UFF000XXX	1SDA075633R1 + 1SDA102179R1 + 1SDA076604R1	XT2LQ4040UFF000XXX	1SDA075638R1 + 1SDA102225R1 + 1SDA080699R1
		60	XT2L 125 Ekip Hi-Touch LSIG	XT2LQ3060UFF000XXX	1SDA075633R1 + 1SDA102180R1 + 1SDA076604R1	XT2LQ4060UFF000XXX	1SDA075638R1 + 1SDA102226R1 + 1SDA080699R1
	100	XT2L 125 Ekip Hi-Touch LSIG	XT2LQ3100UFF000XXX	1SDA075633R1 + 1SDA102181R1 + 1SDA076604R1	XT2LQ4100UFF000XXX	1SDA075638R1 + 1SDA102227R1 + 1SDA080699R1	
	125	XT2L 125 Ekip Hi-Touch LSIG	XT2LQ3125UFF000XXX	1SDA075633R1 + 1SDA102182R1 + 1SDA076604R1	XT2LQ4125UFF000XXX	1SDA075638R1 + 1SDA102228R1 + 1SDA080699R1	

Ordering codes for XT2

Circuit breakers



XT2 – circuit breaker

Motor circuit protector (MCP)

SACE XT2L (100 kA) MA front terminals (F)

Size lu	Trip unit	In	Type	3 poles	
				U.S. ordering code	Global reference number
XT2 125 MA		3	XT2L 125 MA 3	XT2LU3003MFF000XXX	1SDA074891R1
		7	XT2L 125 MA 7	XT2LU3007MFF000XXX	1SDA074892R1
		15	XT2L 125 MA 15	XT2LU3015MFF000XXX	1SDA074893R1
		30	XT2L 125 MA 30	XT2LU3030MFF000XXX	1SDA074894R1
		50	XT2L 125 MA 50	XT2LU3050MFF000XXX	1SDA074895R1
		70	XT2L 125 MA 70	XT2LU3070MFF000XXX	1SDA074896R1
		80	XT2L 125 MA 80	XT2LU3080MFF000XXX	1SDA074897R1
		100	XT2L 125 MA 100	XT2LU3100MFF000XXX	1SDA074898R1
		125	XT2L 125 MA 125	XT2LU3125MFF000XXX	1SDA074899R1

SACE XT2L (100 kA) Ekip I front terminals (F)

Size lu	Trip unit	In	Type	3 poles	
				U.S. ordering code	Global reference number
XT2 125 Ekip I		10	XT2L 125 Ekip I In = 10 A	XT2LU3010JFF000XXX	1SDA075080R1
		25	XT2L 125 Ekip I In = 25 A	XT2LU3025JFF000XXX	1SDA075081R1
		60	XT2L 125 Ekip I In = 60 A	XT2LU3060JFF000XXX	1SDA075082R1
		100	XT2L 125 Ekip I In = 100 A	XT2LU3100JFF000XXX	1SDA075083R1
		125	XT2L 125 Ekip I In = 125 A	XT2LU3125JFF000XXX	1SDA075084R1

Ordering codes for XT2

Circuit breakers



XT2 – circuit breaker

Motor protection circuit breaker (MPCB)

SACE XT2L (100 kA) Ekip M-LIU front terminals (F)

Size lu	Trip unit	In	Type	3 poles	
				U.S. ordering code	Global reference number
XT2 125	Ekip M-LIU	25	XT2L 125 Ekip M-LIU In = 25A	XT2LU3025LFF000XXX	1SDA075106R1
		60	XT2L 125 Ekip M-LIU In = 60A	XT2LU3060LFF000XXX	1SDA075107R1
		100	XT2L 125 Ekip M-LIU In = 100A	XT2LU3100LFF000XXX	1SDA075108R1

SACE XT2L (100 kA) Ekip M-LIU front terminals (F) – UL 100% rated

Size lu	Trip unit	In	Type	3 poles	
				U.S. ordering code	Global reference number
XT2 125	Ekip M-LIU	25	XT2L 125 Ekip M-LIU In = 25A	XT2LQ3025LFF000XXX	1SDA075106R1 + 1SDA076604R1
		60	XT2L 125 Ekip M-LIU In = 60A	XT2LQ3060LFF000XXX	1SDA075107R1 + 1SDA076604R1
		100	XT2L 125 Ekip M-LIU In = 100A	XT2LQ3100LFF000XXX	1SDA075108R1 + 1SDA076604R1

Ordering codes for XT2

Circuit breakers



XT2 – circuit breaker

SACE XT2L (100 kA) Ekip M Touch LRIU front terminals (F)

Size	lu	Trip unit	In	Type	3 poles		
					U.S. ordering code	Global reference number	
XT2 125	Ekip M Touch LRIU	40	40	XT2L 125 EkipM TouchLRIU 40	XT2LU3040WFF000XXX	1SDA102094R1	
				60	XT2L 125 EkipM TouchLRIU 60	XT2LU3060WFF000XXX	1SDA102095R1
				100	XT2L 125 EkipM TouchLRIU 100	XT2LU3100WFF000XXX	1SDA102096R1

SACE XT2L (100 kA) Ekip M Touch LRIU front terminals (F) – UL 100% rated

Size	lu	Trip unit	In	Type	3 poles		
					U.S. ordering code	Global reference number	
XT2 125	Ekip M Touch LRIU	40	40	XT2L 125 EkipM TouchLRIU 40	XT2LQ3040WFF000XXX	1SDA102094R1 + 1SDA076604R1	
				60	XT2L 125 EkipM TouchLRIU 60	XT2LQ3060WFF000XXX	1SDA102095R1 + 1SDA076604R1
				100	XT2L 125 EkipM TouchLRIU 100	XT2LQ3100WFF000XXX	1SDA102096R1 + 1SDA076604R1
				125	XT2L 125 EkipM TouchLRIU 125	XT2LQ3125WFF000XXX	1SDA102097R1 + 1SDA076604R1

Ordering codes for XT2

Circuit breakers



XT2 – circuit breaker

Distribution circuit breakers

SACE XT2V (150 kA) TMF/TMA front terminals (F)

Size lu	Trip unit	In	Type	3 poles		4 poles	
				U.S. ordering code	Global reference number	U.S. ordering code	Global reference number
XT2 125 TMF		15	XT2V 125 TMF 15-400	XT2VU3015AFF000XXX	1SDA074845R1	XT2VU4015AFF000XXX	1SDA074859R1
		20	XT2V 125 TMF 20-400	XT2VU3020AFF000XXX	1SDA074846R1	XT2VU4020AFF000XXX	1SDA074860R1
		25	XT2V 125 TMF 25-400	XT2VU3025AFF000XXX	1SDA074847R1	XT2VU4025AFF000XXX	1SDA074861R1
		30	XT2V 125 TMF 30-400	XT2VU3030AFF000XXX	1SDA074848R1	XT2VU4030AFF000XXX	1SDA074862R1
		35	XT2V 125 TMF 35-400	XT2VU3035AFF000XXX	1SDA074849R1	XT2VU4035AFF000XXX	1SDA074863R1
		40	XT2V 125 TMF 40-400	XT2VU3040AFF000XXX	1SDA074850R1	XT2VU4040AFF000XXX	1SDA074864R1
		50	XT2V 125 TMF 50-500	XT2VU3050AFF000XXX	1SDA074851R1	XT2VU4050AFF000XXX	1SDA074865R1
		60	XT2V 125 TMF 60-600	XT2VU3060AFF000XXX	1SDA074852R1	XT2VU4060AFF000XXX	1SDA074866R1
XT2 125 TMA		70	XT2V 125 TMF 70-700	XT2VU3070AFF000XXX	1SDA074853R1	XT2VU4070AFF000XXX	1SDA074867R1
		80	XT2V 125 TMA 80-800	XT2VU3080BFF000XXX	1SDA074854R1	XT2VU4080BFF000XXX	1SDA074868R1
		90	XT2V 125 TMA 90-900	XT2VU3090BFF000XXX	1SDA074855R1	XT2VU4090BFF000XXX	1SDA074869R1
		100	XT2V 125 TMA 100-1000	XT2VU3100BFF000XXX	1SDA074856R1	XT2VU4100BFF000XXX	1SDA074870R1
		110	XT2V 125 TMA 110-1100	XT2VU3110BFF000XXX	1SDA074857R1	XT2VU4110BFF000XXX	1SDA074871R1
		125	XT2V 125 TMA 125-1250	XT2VU3125BFF000XXX	1SDA074858R1	XT2VU4125BFF000XXX	1SDA074872R1

Ordering codes for XT2

Circuit breakers



XT2 – circuit breaker

SACE XT2V (150 kA) TMF/TMA front terminals (F) – UL 100% rated

Size lu	Trip unit	In	Type	3 poles		4 poles	
				U.S. ordering code	Global reference number	U.S. ordering code	Global reference number
XT2 125	TMF	15	XT2V 125 TMF 15-400	XT2VQ3015AFF000XXX	1SDA074845R1 + 1SDA076604R1	XT2VQ4015AFF000XXX	1SDA074859R1 + 1SDA080699R1
		20	XT2V 125 TMF 20-400	XT2VQ3020AFF000XXX	1SDA074846R1 + 1SDA076604R1	XT2VQ4020AFF000XXX	1SDA074860R1 + 1SDA080699R1
		25	XT2V 125 TMF 25-400	XT2VQ3025AFF000XXX	1SDA074847R1 + 1SDA076604R1	XT2VQ4025AFF000XXX	1SDA074861R1 + 1SDA080699R1
		30	XT2V 125 TMF 30-400	XT2VQ3030AFF000XXX	1SDA074848R1 + 1SDA076604R1	XT2VQ4030AFF000XXX	1SDA074862R1 + 1SDA080699R1
		35	XT2V 125 TMF 35-400	XT2VQ3035AFF000XXX	1SDA074849R1 + 1SDA076604R1	XT2VQ4035AFF000XXX	1SDA074863R1 + 1SDA080699R1
		40	XT2V 125 TMF 40-400	XT2VQ3040AFF000XXX	1SDA074850R1 + 1SDA076604R1	XT2VQ4040AFF000XXX	1SDA074864R1 + 1SDA080699R1
		50	XT2V 125 TMF 50-500	XT2VQ3050AFF000XXX	1SDA074851R1 + 1SDA076604R1	XT2VQ4050AFF000XXX	1SDA074865R1 + 1SDA080699R1
		60	XT2V 125 TMF 60-600	XT2VQ3060AFF000XXX	1SDA074852R1 + 1SDA076604R1	XT2VQ4060AFF000XXX	1SDA074866R1 + 1SDA080699R1
XT2 125	TMA	70	XT2V 125 TMF 70-700	XT2VQ3070AFF000XXX	1SDA074853R1 + 1SDA076604R1	XT2VQ4070AFF000XXX	1SDA074867R1 + 1SDA080699R1
		80	XT2V 125 TMA 80-400	XT2VQ3080BFF000XXX	1SDA074854R1 + 1SDA076604R1	XT2VQ4080BFF000XXX	1SDA074868R1 + 1SDA080699R1
		90	XT2V 125 TMA 90-450	XT2VQ3090BFF000XXX	1SDA074855R1 + 1SDA076604R1	XT2VQ4090BFF000XXX	1SDA074869R1 + 1SDA080699R1
100	XT2V 125 TMA 100-50	XT2VQ3100BFF000XXX	1SDA074856R1 + 1SDA076604R1	XT2VQ4100BFF000XXX	1SDA074870R1 + 1SDA080699R1		

SACE XT2V (150 kA) Ekip Dip LS/I front terminals (F)

Size lu	Trip unit	In	Type	3 poles		4 poles	
				U.S. ordering code	Global reference number	U.S. ordering code	Global reference number
XT2 125	Ekip Dip LS/I	10	XT2V 125 Ekip LS/I In = 10 A	XT2VU3010EFF000XXX	1SDA074940R1	XT2VU4010EFF000XXX	1SDA074945R1
		25	XT2V 125 Ekip LS/I In = 25 A	XT2VU3025EFF000XXX	1SDA074941R1	XT2VU4025EFF000XXX	1SDA074946R1
		60	XT2V 125 Ekip LS/I In = 60 A	XT2VU3060EFF000XXX	1SDA074942R1	XT2VU4060EFF000XXX	1SDA074947R1
		100	XT2V 125 Ekip LS/I In = 100 A	XT2VU3100EFF000XXX	1SDA074943R1	XT2VU4100EFF000XXX	1SDA074948R1
		125	XT2V 125 Ekip LS/I In = 125 A	XT2VU3125EFF000XXX	1SDA074944R1	XT2VU4125EFF000XXX	1SDA074949R1

Ordering codes for XT2

Circuit breakers



XT2 – circuit breaker

SACE XT2V (150 kA) Ekip Dip LS/I front terminals (F) – UL 100% rated

Size lu	Trip unit	In	Type	3 poles		4 poles	
				U.S. ordering code	Global reference number	U.S. ordering code	Global reference number
XT2 125	Ekip Dip LS/I	10	XT2V 125 Ekip LS/I In = 10A	XT2VQ3010EFF000XXX	1SDA074940R1 + 1SDA076604R1	XT2VQ4010EFF000XXX	1SDA074945R1 + 1SDA080699R1
		25	XT2V 125 Ekip LS/I In = 25A	XT2VQ3025EFF000XXX	1SDA074941R1 + 1SDA076604R1	XT2VQ4025EFF000XXX	1SDA074946R1 + 1SDA080699R1
		60	XT2V 125 Ekip LS/I In = 60A	XT2VQ3060EFF000XXX	1SDA074942R1 + 1SDA076604R1	XT2VQ4060EFF000XXX	1SDA074947R1 + 1SDA080699R1
		100	XT2V 125 Ekip LS/I In = 100A	XT2VQ3100EFF000XXX	1SDA074943R1 + 1SDA076604R1	XT2VQ4100EFF000XXX	1SDA074948R1 + 1SDA080699R1
		125	XT2V 125 Ekip LS/I In = 125A	XT2VQ3125EFF000XXX	1SDA074944R1 + 1SDA076604R1	XT2VQ4125EFF000XXX	1SDA074949R1 + 1SDA080699R1

SACE XT2V (150 kA) Ekip Dip LSI front terminals (F)

Size lu	Trip unit	In	Type	3 poles		4 poles	
				U.S. ordering code	Global reference number	U.S. ordering code	Global reference number
XT2 125	Ekip Dip LSI	10	XT2V 125 Ekip LSI In = 10A	XT2VU3010FFF000XXX	1SDA074990R1	XT2VU4010FFF000XXX	1SDA074995R1
		25	XT2V 125 Ekip LSI In = 25A	XT2VU3025FFF000XXX	1SDA074991R1	XT2VU4025FFF000XXX	1SDA074996R1
		60	XT2V 125 Ekip LSI In = 60A	XT2VU3060FFF000XXX	1SDA074992R1	XT2VU4060FFF000XXX	1SDA074997R1
		100	XT2V 125 Ekip LSI In = 100A	XT2VU3100FFF000XXX	1SDA074993R1	XT2VU4100FFF000XXX	1SDA074998R1
		125	XT2V 125 Ekip LSI In = 125A	XT2VU3125FFF000XXX	1SDA074994R1	XT2VU4125FFF000XXX	1SDA074999R1

SACE XT2V (150 kA) Ekip Dip LSI front terminals (F) – UL 100% rated

Size lu	Trip unit	In	Type	3 poles		4 poles	
				U.S. ordering code	Global reference number	U.S. ordering code	Global reference number
XT2 125	Ekip Dip LSI	10	XT2V 125 Ekip LSI In = 10A	XT2VQ3010FFF000XXX	1SDA074990R1 + 1SDA076604R1	XT2VQ4010FFF000XXX	1SDA074995R1 + 1SDA080699R1
		25	XT2V 125 Ekip LSI In = 25A	XT2VQ3025FFF000XXX	1SDA074991R1 + 1SDA076604R1	XT2VQ4025FFF000XXX	1SDA074996R1 + 1SDA080699R1
		60	XT2V 125 Ekip LSI In = 60A	XT2VQ3060FFF000XXX	1SDA074992R1 + 1SDA076604R1	XT2VQ4060FFF000XXX	1SDA074997R1 + 1SDA080699R1
		100	XT2V 125 Ekip LSI In = 100A	XT2VQ3100FFF000XXX	1SDA074993R1 + 1SDA076604R1	XT2VQ4100FFF000XXX	1SDA074998R1 + 1SDA080699R1
		125	XT2V 125 Ekip LSI In = 125A	XT2VQ3125FFF000XXX	1SDA074994R1 + 1SDA076604R1	XT2VQ4125FFF000XXX	1SDA074999R1 + 1SDA080699R1

Ordering codes for XT2

Circuit breakers



—
XT2 – circuit breaker

SACE XT2V (150 kA) Ekip Dip LSIG front terminals (F)

Size lu	Trip unit	In	Type	3 poles		4 poles	
				U.S. ordering code	Global reference number	U.S. ordering code	Global reference number
XT2 125	Ekip Dip LSIG	10	XT2V 125 Ekip LSIG In = 10 A	XT2VU3010GFF000XXX	1SDA075040R1	XT2VU4010GFF000XXX	1SDA075045R1
		25	XT2V 125 Ekip LSIG In = 25 A	XT2VU3025GFF000XXX	1SDA075041R1	XT2VU4025GFF000XXX	1SDA075046R1
		60	XT2V 125 Ekip LSIG In = 60 A	XT2VU3060GFF000XXX	1SDA075042R1	XT2VU4060GFF000XXX	1SDA075047R1
		100	XT2V 125 Ekip LSIG In = 100 A	XT2VU3100GFF000XXX	1SDA075043R1	XT2VU4100GFF000XXX	1SDA075048R1
		125	XT2V 125 Ekip LSIG In = 125 A	XT2VU3125GFF000XXX	1SDA075044R1	XT2VU4125GFF000XXX	1SDA075049R1

SACE XT2V (150 kA) Ekip Dip LSIG front terminals (F) – UL 100% rated

Size lu	Trip unit	In	Type	3 poles		4 poles	
				U.S. ordering code	Global reference number	U.S. ordering code	Global reference number
XT2 125	Ekip Dip LSIG	10	XT2V 125 Ekip LSIG In = 10 A	XT2VQ3010GFF000XXX	1SDA075040R1 + 1SDA076604R1	XT2VQ4010GFF000XXX	1SDA075045R1 + 1SDA080699R1
		25	XT2V 125 Ekip LSIG In = 25 A	XT2VQ3025GFF000XXX	1SDA075041R1 + 1SDA076604R1	XT2VQ4025GFF000XXX	1SDA075046R1 + 1SDA080699R1
		60	XT2V 125 Ekip LSIG In = 60 A	XT2VQ3060GFF000XXX	1SDA075042R1 + 1SDA076604R1	XT2VQ4060GFF000XXX	1SDA075047R1 + 1SDA080699R1
		100	XT2V 125 Ekip LSIG In = 100 A	XT2VQ3100GFF000XXX	1SDA075043R1 + 1SDA076604R1	XT2VQ4100GFF000XXX	1SDA075048R1 + 1SDA080699R1
		125	XT2V 125 Ekip LSIG In = 125 A	XT2VQ3125GFF000XXX	1SDA075044R1 + 1SDA076604R1	XT2VQ4125GFF000XXX	1SDA075049R1 + 1SDA080699R1

SACE XT2V (150 kA) Ekip Dip LIG front terminals (F)

Size lu	Trip unit	In	Type	3 poles		4 poles	
				U.S. ordering code	Global reference number	U.S. ordering code	Global reference number
XT2 125	Ekip Dip LIG	60	XT2V 125 Ekip LIG	XT2VU3060CFF000XXX	1SDA075634R1 + 1SDA102188R1	XT2VU4060CFF000XXX	1SDA075639R1 + 1SDA102230R1
		100	XT2V 125 Ekip LIG	XT2VU3100CFF000XXX	1SDA075634R1 + 1SDA102189R1	XT2VU4100CFF000XXX	1SDA075639R1 + 1SDA102231R1
		125	XT2V 125 Ekip LIG	XT2VU3125CFF000XXX	1SDA075634R1 + 1SDA102190R1	XT2VU4125CFF000XXX	1SDA075639R1 + 1SDA102232R1

Ordering codes for XT2

Circuit breakers



XT2 – circuit breaker

SACE XT2V (150 kA) Ekip Dip LIG front terminals (F) – UL 100% rated

Size lu	Trip unit	In	Type	3 poles		4 poles	
				U.S. ordering code	Global reference number	U.S. ordering code	Global reference number
XT2 125	Ekip Dip LIG	60	XT2V 125 Ekip LIG	XT2VQ3060CFF000XXX	1SDA075634R1 + 1SDA102188R1 + 1SDA076604R1	XT2VQ4060CFF000XXX	1SDA075639R1 + 1SDA102230R1 + 1SDA080699R1
		100	XT2V 125 Ekip LIG	XT2VQ3100CFF000XXX	1SDA075634R1 + 1SDA102189R1 + 1SDA076604R1	XT2VQ4100CFF000XXX	1SDA075639R1 + 1SDA102231R1 + 1SDA080699R1
		125	XT2V 125 Ekip LIG	XT2VQ3125CFF000XXX	1SDA075634R1 + 1SDA102190R1 + 1SDA076604R1	XT2VQ4125CFF000XXX	1SDA075639R1 + 1SDA102232R1 + 1SDA080699R1

SACE XT2V (150 kA) Ekip Touch LSI front terminals (F)

Size lu	Trip unit	In	Type	3 poles		4 poles	
				U.S. ordering code	Global reference number	U.S. ordering code	Global reference number
XT2 125	Ekip Touch LSI	40	XT2V 125 Ekip Touch LSI	XT2VU3040PFF000XXX	1SDA075634R1 + 1SDA102159R1	XT2VU4040PFF000XXX	1SDA075639R1 + 1SDA102205R1
		60	XT2V 125 Ekip Touch LSI	XT2VU3060PFF000XXX	1SDA075634R1 + 1SDA102160R1	XT2VU4060PFF000XXX	1SDA075639R1 + 1SDA102206R1
		100	XT2V 125 Ekip Touch LSI	XT2VU3100PFF000XXX	1SDA075634R1 + 1SDA102161R1	XT2VU4100PFF000XXX	1SDA075639R1 + 1SDA102207R1
		125	XT2V 125 Ekip Touch LSI	XT2VU3125PFF000XXX	1SDA075634R1 + 1SDA102162R1	XT2VU4125PFF000XXX	1SDA075639R1 + 1SDA102208R1

SACE XT2V (150 kA) Ekip Touch LSI front terminals (F) – UL 100% rated

Size lu	Trip unit	In	Type	3 poles		4 poles	
				U.S. ordering code	Global reference number	U.S. ordering code	Global reference number
XT2 125	Ekip Touch LSI	40	XT2V 125 Ekip Touch LSI	XT2VQ3040PFF000XXX	1SDA075634R1 + 1SDA102159R1 + 1SDA076604R1	XT2VQ4040PFF000XXX	1SDA075639R1 + 1SDA102205R1 + 1SDA080699R1
		60	XT2V 125 Ekip Touch LSI	XT2VQ3060PFF000XXX	1SDA075634R1 + 1SDA102160R1 + 1SDA076604R1	XT2VQ4060PFF000XXX	1SDA075639R1 + 1SDA102206R1 + 1SDA080699R1
		100	XT2V 125 Ekip Touch LSI	XT2VQ3100PFF000XXX	1SDA075634R1 + 1SDA102161R1 + 1SDA076604R1	XT2VQ4100PFF000XXX	1SDA075639R1 + 1SDA102207R1 + 1SDA080699R1
		125	XT2V 125 Ekip Touch LSI	XT2VQ3125PFF000XXX	1SDA075634R1 + 1SDA102162R1 + 1SDA076604R1	XT2VQ4125PFF000XXX	1SDA075639R1 + 1SDA102208R1 + 1SDA080699R1

Ordering codes for XT2

Circuit breakers



—
XT2 – circuit breaker

SACE XT2V (150 kA) Ekip Touch LSI front terminals (F)

Size lu	Trip unit	In	Type	3 poles		4 poles	
				U.S. ordering code	Global reference number	U.S. ordering code	Global reference number
XT2 125	Ekip Touch LSI	40	XT2V 125 Ekip Touch LSI	XT2VU3040QFF000XXX	1SDA075634R1 + 1SDA102163R1	XT2VU4040QFF000XXX	1SDA075639R1 + 1SDA102209R1
		60	XT2V 125 Ekip Touch LSI	XT2VU3060QFF000XXX	1SDA075634R1 + 1SDA102164R1	XT2VU4060QFF000XXX	1SDA075639R1 + 1SDA102210R1
		100	XT2V 125 Ekip Touch LSI	XT2VU3100QFF000XXX	1SDA075634R1 + 1SDA102165R1	XT2VU4100QFF000XXX	1SDA075639R1 + 1SDA102211R1
		125	XT2V 125 Ekip Touch LSI	XT2VU3125QFF000XXX	1SDA075634R1 + 1SDA102166R1	XT2VU4125QFF000XXX	1SDA075639R1 + 1SDA102212R1

SACE XT2V (150 kA) Ekip Touch LSI front terminals (F) – UL 100% rated

Size lu	Trip unit	In	Type	3 poles		4 poles	
				U.S. ordering code	Global reference number	U.S. ordering code	Global reference number
XT2 125	Ekip Touch LSI	40	XT2V 125 Ekip Touch LSI	XT2VQ3040QFF000XXX	1SDA075634R1 + 1SDA102163R1 + 1SDA076604R1	XT2VQ4040QFF000XXX	1SDA075639R1 + 1SDA102209R1 + 1SDA080699R1
		60	XT2V 125 Ekip Touch LSI	XT2VQ3060QFF000XXX	1SDA075634R1 + 1SDA102164R1 + 1SDA076604R1	XT2VQ4060QFF000XXX	1SDA075639R1 + 1SDA102210R1 + 1SDA080699R1
		100	XT2V 125 Ekip Touch LSI	XT2VQ3100QFF000XXX	1SDA075634R1 + 1SDA102165R1 + 1SDA076604R1	XT2VQ4100QFF000XXX	1SDA075639R1 + 1SDA102211R1 + 1SDA080699R1
		125	XT2V 125 Ekip Touch LSI	XT2VQ3125QFF000XXX	1SDA075634R1 + 1SDA102166R1 + 1SDA076604R1	XT2VQ4125QFF000XXX	1SDA075639R1 + 1SDA102212R1 + 1SDA080699R1

SACE XT2V (150 kA) Ekip Touch Measuring LSI front terminals (F)

Size lu	Trip unit	In	Type	3 poles		4 poles	
				U.S. ordering code	Global reference number	U.S. ordering code	Global reference number
XT2 125	Ekip Touch M-LSI	40	XT2V 125 Ekip Touch M-LSI	XT2VU3040RFF000XXX	1SDA075634R1 + 1SDA102167R1	XT2VU4040RFF000XXX	1SDA075639R1 + 1SDA102213R1
		60	XT2V 125 Ekip Touch M-LSI	XT2VU3060RFF000XXX	1SDA075634R1 + 1SDA102168R1	XT2VU4060RFF000XXX	1SDA075639R1 + 1SDA102214R1
		100	XT2V 125 Ekip Touch M-LSI	XT2VU3100RFF000XXX	1SDA075634R1 + 1SDA102169R1	XT2VU4100RFF000XXX	1SDA075639R1 + 1SDA102215R1
		125	XT2V 125 Ekip Touch M-LSI	XT2VU3125RFF000XXX	1SDA075634R1 + 1SDA102170R1	XT2VU4125RFF000XXX	1SDA075639R1 + 1SDA102216R1

Ordering codes for XT2

Circuit breakers



XT2 – circuit breaker

SACE XT2V (150 kA) Ekip Touch Measuring LSI front terminals (F) – UL 100% rated

Size lu	Trip unit	In	Type	3 poles		4 poles	
				U.S. ordering code	Global reference number	U.S. ordering code	Global reference number
XT2 125	Ekip Touch M-LSI	40	XT2V 125 Ekip Touch M-LSI	XT2VQ3040RFF000XXX	1SDA075634R1 + 1SDA102167R1 + 1SDA076604R1	XT2VQ4040RFF000XXX	1SDA075639R1 + 1SDA102213R1 + 1SDA080699R1
		60	XT2V 125 Ekip Touch M-LSI	XT2VQ3060RFF000XXX	1SDA075634R1 + 1SDA102168R1 + 1SDA076604R1	XT2VQ4060RFF000XXX	1SDA075639R1 + 1SDA102214R1 + 1SDA080699R1
		100	XT2V 125 Ekip Touch M-LSI	XT2VQ3100RFF000XXX	1SDA075634R1 + 1SDA102169R1 + 1SDA076604R1	XT2VQ4100RFF000XXX	1SDA075639R1 + 1SDA102215R1 + 1SDA080699R1
		125	XT2V 125 Ekip Touch M-LSI	XT2VQ3125RFF000XXX	1SDA075634R1 + 1SDA102170R1 + 1SDA076604R1	XT2VQ4125RFF000XXX	1SDA075639R1 + 1SDA102216R1 + 1SDA080699R1

SACE XT2V (150 kA) Ekip Touch Measuring LSI front terminals (F)

Size lu	Trip unit	In	Type	3 poles		4 poles	
				U.S. ordering code	Global reference number	U.S. ordering code	Global reference number
XT2 125	Ekip Touch M-LSIG	40	XT2V 125 Ekip Touch M-LSIG	XT2VU3040SFF000XXX	1SDA075634R1 + 1SDA102171R1	XT2VU4040SFF000XXX	1SDA075639R1 + 1SDA102217R1
		60	XT2V 125 Ekip Touch M-LSIG	XT2VU3060SFF000XXX	1SDA075634R1 + 1SDA102172R1	XT2VU4060SFF000XXX	1SDA075639R1 + 1SDA102218R1
		100	XT2V 125 Ekip Touch M-LSIG	XT2VU3100SFF000XXX	1SDA075634R1 + 1SDA102173R1	XT2VU4100SFF000XXX	1SDA075639R1 + 1SDA102219R1
		125	XT2V 125 Ekip Touch M-LSIG	XT2VU3125SFF000XXX	1SDA075634R1 + 1SDA102174R1	XT2VU4125SFF000XXX	1SDA075639R1 + 1SDA102220R1

SACE XT2V (150 kA) Ekip Touch Measuring LSI front terminals (F) – UL 100% rated

Size lu	Trip unit	In	Type	3 poles		4 poles	
				U.S. ordering code	Global reference number	U.S. ordering code	Global reference number
XT2 125	Ekip Touch M-LSIG	40	XT2V 125 Ekip Touch M-LSIG	XT2VQ3040SFF000XXX	1SDA075634R1 + 1SDA102171R1 + 1SDA076604R1	XT2VQ4040SFF000XXX	1SDA075639R1 + 1SDA102217R1 + 1SDA080699R1
		60	XT2V 125 Ekip Touch M-LSIG	XT2VQ3060SFF000XXX	1SDA075634R1 + 1SDA102172R1 + 1SDA076604R1	XT2VQ4060SFF000XXX	1SDA075639R1 + 1SDA102218R1 + 1SDA080699R1
		100	XT2V 125 Ekip Touch M-LSIG	XT2VQ3100SFF000XXX	1SDA075634R1 + 1SDA102173R1 + 1SDA076604R1	XT2VQ4100SFF000XXX	1SDA075639R1 + 1SDA102219R1 + 1SDA080699R1
		125	XT2V 125 Ekip Touch M-LSIG	XT2VQ3125SFF000XXX	1SDA075634R1 + 1SDA102174R1 + 1SDA076604R1	XT2VQ4125SFF000XXX	1SDA075639R1 + 1SDA102220R1 + 1SDA080699R1

Ordering codes for XT2

Circuit breakers



XT2 – circuit breaker

SACE XT2V (150 kA) Ekip Hi-Touch LSI front terminals (F)

Size lu	Trip unit	In	Type	3 poles		4 poles	
				U.S. ordering code	Global reference number	U.S. ordering code	Global reference number
XT2 125	Ekip Hi-Touch LSI	40	XT2V 125 Ekip Hi-Touch LSI	XT2VU3040TFF000XXX	1SDA075634R1 + 1SDA102175R1	XT2VU4040TFF000XXX	1SDA075639R1 + 1SDA102221R1
		60	XT2V 125 Ekip Hi-Touch LSI	XT2VU3060TFF000XXX	1SDA075634R1 + 1SDA102176R1	XT2VU4060TFF000XXX	1SDA075639R1 + 1SDA102222R1
		100	XT2V 125 Ekip Hi-Touch LSI	XT2VU3100TFF000XXX	1SDA075634R1 + 1SDA102177R1	XT2VU4100TFF000XXX	1SDA075639R1 + 1SDA102223R1
		125	XT2V 125 Ekip Hi-Touch LSI	XT2VU3125TFF000XXX	1SDA075634R1 + 1SDA102178R1	XT2VU4125TFF000XXX	1SDA075639R1 + 1SDA102224R1

SACE XT2V (150 kA) Ekip Hi-Touch LSI front terminals (F) – UL 100% rated

Size lu	Trip unit	In	Type	3 poles		4 poles	
				U.S. ordering code	Global reference number	U.S. ordering code	Global reference number
XT2 125	Ekip Hi-Touch LSI	40	XT2V 125 Ekip Hi-Touch LSI	XT2VQ3040TFF000XXX	1SDA075634R1 + 1SDA102175R1 + 1SDA076604R1	XT2VQ4040TFF000XXX	1SDA075639R1 + 1SDA102221R1 + 1SDA080699R1
		60	XT2V 125 Ekip Hi-Touch LSI	XT2VQ3060TFF000XXX	1SDA075634R1 + 1SDA102176R1 + 1SDA076604R1	XT2VQ4060TFF000XXX	1SDA075639R1 + 1SDA102222R1 + 1SDA080699R1
		100	XT2V 125 Ekip Hi-Touch LSI	XT2VQ3100TFF000XXX	1SDA075634R1 + 1SDA102177R1 + 1SDA076604R1	XT2VQ4100TFF000XXX	1SDA075639R1 + 1SDA102223R1 + 1SDA080699R1
		125	XT2V 125 Ekip Hi-Touch LSI	XT2VQ3125TFF000XXX	1SDA075634R1 + 1SDA102178R1 + 1SDA076604R1	XT2VQ4125TFF000XXX	1SDA075639R1 + 1SDA102224R1 + 1SDA080699R1

SACE XT2V (150 kA) Ekip Hi-Touch LSI front terminals (F)

Size lu	Trip unit	In	Type	3 poles		4 poles	
				U.S. ordering code	Global reference number	U.S. ordering code	Global reference number
XT2 125	Ekip Hi-Touch LSI	40	XT2V 125 Ekip Hi-Touch LSI	XT2VU3040UFF000XXX	1SDA075634R1 + 1SDA102179R1	XT2VU4040UFF000XXX	1SDA075639R1 + 1SDA102225R1
		60	XT2V 125 Ekip Hi-Touch LSI	XT2VU3060UFF000XXX	1SDA075634R1 + 1SDA102180R1	XT2VU4060UFF000XXX	1SDA075639R1 + 1SDA102226R1
		100	XT2V 125 Ekip Hi-Touch LSI	XT2VU3100UFF000XXX	1SDA075634R1 + 1SDA102181R1	XT2VU4100UFF000XXX	1SDA075639R1 + 1SDA102227R1
		125	XT2V 125 Ekip Hi-Touch LSI	XT2VU3125UFF000XXX	1SDA075634R1 + 1SDA102182R1	XT2VU4125UFF000XXX	1SDA075639R1 + 1SDA102228R1

Ordering codes for XT2

Circuit breakers



—
XT2 – circuit breaker

SACE XT2V (150 kA) Ekip Hi-Touch LSIG front terminals (F) – UL 100% rated

Size lu	Trip unit	In	Type	3 poles		4 poles	
				U.S. ordering code	Global reference number	U.S. ordering code	Global reference number
XT2 125	Ekip Hi-Touch LSIG	40	XT2V 125 Ekip Hi-Touch LSIG	XT2VQ3040UFF000XXX	1SDA075634R1 + 1SDA102179R1 + 1SDA076604R1	XT2VQ4040UFF000XXX	1SDA075639R1 + 1SDA102225R1 + 1SDA080699R1
		60	XT2V 125 Ekip Hi-Touch LSIG	XT2VQ3060UFF000XXX	1SDA075634R1 + 1SDA102180R1 + 1SDA076604R1	XT2VQ4060UFF000XXX	1SDA075639R1 + 1SDA102226R1 + 1SDA080699R1
		100	XT2V 125 Ekip Hi-Touch LSIG	XT2VQ3100UFF000XXX	1SDA075634R1 + 1SDA102181R1 + 1SDA076604R1	XT2VQ4100UFF000XXX	1SDA075639R1 + 1SDA102227R1 + 1SDA080699R1
		125	XT2V 125 Ekip Hi-Touch LSIG	XT2VQ3125UFF000XXX	1SDA075634R1 + 1SDA102182R1 + 1SDA076604R1	XT2VQ4125UFF000XXX	1SDA075639R1 + 1SDA102228R1 + 1SDA080699R1



—
XT2 – circuit breaker

Motor circuit protector (MCP)

SACE XT2V (150 kA) Ekip I front terminals (F)

Size lu	Trip unit	In	Type	3 poles	
				U.S. ordering code	Global reference number
XT2 125	Ekip I	10	XT2V 125 Ekip I In = 10A	XT2VU3010JFF000XXX	1SDA075090R1
		25	XT2V 125 Ekip I In = 25A	XT2VU3025JFF000XXX	1SDA075091R1
		60	XT2V 125 Ekip I In = 60A	XT2VU3060JFF000XXX	1SDA075092R1
		100	XT2V 125 Ekip I In = 100A	XT2VU3100JFF000XXX	1SDA075093R1
		125	XT2V 125 Ekip I In = 125A	XT2VU3125JFF000XXX	1SDA075094R1

Ordering codes for XT2

Circuit breakers



XT2 – circuit breaker

Motor protection circuit breaker (MPCB)

SACE XT2V (150 kA) Ekip M-LIU front terminals (F)

Size lu	Trip unit	In	Type	3 poles	
				U.S. ordering code	Global reference number
XT2 125	Ekip M-LIU	25	XT2V 125 Ekip M-LIU In = 25 A	XT2VU3025LFF000XXX	1SDA075100R1
		60	XT2V 125 Ekip M-LIU In = 60 A	XT2VU3060LFF000XXX	1SDA075101R1
		100	XT2V 125 Ekip M-LIU In = 100 A	XT2VU3100LFF000XXX	1SDA075102R1

SACE XT2V (150 kA) Ekip M-LIU front terminals (F) – UL 100% rated

Size lu	Trip unit	In	Type	3 poles	
				U.S. ordering code	Global reference number
XT2 125	Ekip M-LIU	25	XT2V 125 Ekip M-LIU	XT2VQ3025LFF000XXX	1SDA075100R1 + 1SDA076604R1
		60	XT2V 125 Ekip M-LIU	XT2VQ3060LFF000XXX	1SDA075101R1 + 1SDA076604R1
		100	XT2V 125 Ekip M-LIU	XT2VQ3100LFF000XXX	1SDA075102R1 + 1SDA076604R1

Ordering codes for XT2

Circuit breakers



XT2 – circuit breaker

SACE XT2V (150 kA) Ekip M Touch LRIU front terminals (F)

Size	lu	Trip unit	In	Type	3 poles		
					U.S. ordering code	Global reference number	
XT2 125	Ekip M Touch LRIU	40	40	XT2V 125 EkipM TouchLRIU 40	XT2VU3040WFF000XXX	1SDA102098R1	
				60	XT2V 125 EkipM TouchLRIU 60	XT2VU3060WFF000XXX	1SDA102099R1
				100	XT2V 125 EkipMTouchLRIU 100	XT2VU3100WFF000XXX	1SDA102100R1

SACE XT2V (150 kA) Ekip M Touch LRIU front terminals (F) – UL 100% rated

Size	lu	Trip unit	In	Type	3 poles		
					U.S. ordering code	Global reference number	
XT2 125	Ekip M Touch LRIU	40	40	XT2V 125 EkipM Touch LRIU	XT2VQ3040WFF000XXX	1SDA102098R1 + 1SDA076604R1	
				60	XT2V 125 EkipM Touch LRIU	XT2VQ3060WFF000XXX	1SDA102099R1 + 1SDA076604R1
				100	XT2V 125 EkipM Touch LRIU	XT2VQ3100WFF000XXX	1SDA102100R1 + 1SDA076604R1
				125	XT2V 125 EkipM Touch LRIU	XT2VQ3125WFF000XXX	1SDA102101R1 + 1SDA076604R1

Ordering codes for XT2

Circuit breakers



—
XT2 – circuit breaker

Distribution circuit breakers

SACE XT2X (200 kA) TMF/TMA front terminals (F)

Size lu	Trip unit	In	Type	3 poles		4 poles	
				U.S. ordering code	Global reference number	U.S. ordering code	Global reference number
XT2 125 TMF		15	XT2X 125 TMF 15-400	XT2XU3015AFF000XXX	1SDA081937R1	XT2XU4015AFF000XXX	1SDA081938R1
		20	XT2X 125 TMF 20-400	XT2XU3020AFF000XXX	1SDA081939R1	XT2XU4020AFF000XXX	1SDA081940R1
		25	XT2X 125 TMF 25-400	XT2XU3025AFF000XXX	1SDA081941R1	XT2XU4025AFF000XXX	1SDA081942R1
		30	XT2X 125 TMF 30-400	XT2XU3030AFF000XXX	1SDA081943R1	XT2XU4030AFF000XXX	1SDA081944R1
		35	XT2X 125 TMF 35-400	XT2XU3035AFF000XXX	1SDA081945R1	XT2XU4035AFF000XXX	1SDA081946R1
		40	XT2X 125 TMF 40-400	XT2XU3040AFF000XXX	1SDA081947R1	XT2XU4040AFF000XXX	1SDA081948R1
		50	XT2X 125 TMF 50-500	XT2XU3050AFF000XXX	1SDA081949R1	XT2XU4050AFF000XXX	1SDA081950R1
		60	XT2X 125 TMF 60-600	XT2XU3060AFF000XXX	1SDA081951R1	XT2XU4060AFF000XXX	1SDA081952R1
XT2 125 TMA		70	XT2X 125 TMF 70-700	XT2XU3070AFF000XXX	1SDA081953R1	XT2XU4070AFF000XXX	1SDA081954R1
		80	XT2X 125 TMA 80-800	XT2XU3080BFF000XXX	1SDA081933R1	XT2XU4080BFF000XXX	1SDA081934R1
		90	XT2X 125 TMA 90-900	XT2XU3090BFF000XXX	1SDA081935R1	XT2XU4090BFF000XXX	1SDA081936R1
		100	XT2X 125 TMA 100-1000	XT2XU3100BFF000XXX	1SDA081927R1	XT2XU4100BFF000XXX	1SDA081928R1
		110	XT2X 125 TMA 110-1100	XT2XU3110BFF000XXX	1SDA081929R1	XT2XU4110BFF000XXX	1SDA081930R1
		125	XT2X 125 TMA 125-1250	XT2XU3125BFF000XXX	1SDA081931R1	XT2XU4125BFF000XXX	1SDA081932R1

Ordering codes for XT2

Circuit breakers



XT2 – circuit breaker

SACE XT2X (200 kA) TMF/TMA front terminals (F) – UL 100% rated

Size lu	Trip unit	In	Type	3 poles		4 poles	
				U.S. ordering code	Global reference number	U.S. ordering code	Global reference number
XT2 125 TMF		15	XT2X 125 TMF 15-400	XT2XQ3015AFF000XXX	1SDA081937R1 + 1SDA076604R1	XT2XQ4015AFF000XXX	1SDA081938R1 + 1SDA080699R1
		20	XT2X 125 TMF 20-400	XT2XQ3020AFF000XXX	1SDA081939R1 + 1SDA076604R1	XT2XQ4020AFF000XXX	1SDA081940R1 + 1SDA080699R1
		25	XT2X 125 TMF 25-400	XT2XQ3025AFF000XXX	1SDA081941R1 + 1SDA076604R1	XT2XQ4025AFF000XXX	1SDA081942R1 + 1SDA080699R1
		30	XT2X 125 TMF 30-400	XT2XQ3030AFF000XXX	1SDA081943R1 + 1SDA076604R1	XT2XQ4030AFF000XXX	1SDA081944R1 + 1SDA080699R1
		35	XT2X 125 TMF 35-400	XT2XQ3035AFF000XXX	1SDA081945R1 + 1SDA076604R1	XT2XQ4035AFF000XXX	1SDA081946R1 + 1SDA080699R1
		40	XT2X 125 TMF 40-400	XT2XQ3040AFF000XXX	1SDA081947R1 + 1SDA076604R1	XT2XQ4040AFF000XXX	1SDA081948R1 + 1SDA080699R1
		50	XT2X 125 TMF 50-500	XT2XQ3050AFF000XXX	1SDA081949R1 + 1SDA076604R1	XT2XQ4050AFF000XXX	1SDA081950R1 + 1SDA080699R1
		60	XT2X 125 TMF 60-600	XT2XQ3060AFF000XXX	1SDA081951R1 + 1SDA076604R1	XT2XQ4060AFF000XXX	1SDA081952R1 + 1SDA080699R1
XT2 125 TMA		80	XT2X 125 TMA 80 400	XT2XQ3080BFF000XXX	1SDA081933R1 + 1SDA076604R1	XT2XQ4080BFF000XXX	1SDA081934R1 + 1SDA080699R1
		90	XT2X 125 TMA 90 450	XT2XQ3090BFF000XXX	1SDA081935R1 + 1SDA076604R1	XT2XQ4090BFF000XXX	1SDA081936R1 + 1SDA080699R1
		100	XT2X 125 TMA 100 50	XT2XQ3100BFF000XXX	1SDA081927R1 + 1SDA076604R1	XT2XQ4100BFF000XXX	1SDA081928R1 + 1SDA080699R1



XT2 – circuit breaker

Molded case switches

SACE XT2D – MCS

Size lu	Type	3 poles		4 poles	
		U.S. ordering code	Global reference number	U.S. ordering code	Global reference number
XT2 125	XT2N-D 125	XT2NU3125DFF000XXX	1SDA076617R1	XT2NU4125DFF000XXX	1SDA076618R1
	XT2H-D 125	XT2HU3125DFF000XXX	1SDA076619R1	XT2HU4125DFF000XXX	1SDA076620R1
	XT2L-D 125	XT2LU3125DFF000XXX	1SDA076621R1	XT2LU4125DFF000XXX	1SDA076622R1
	XT2V-D 125	XT2VU3125DFF000XXX	1SDA076623R1	XT2VU4125DFF000XXX	1SDA076624R1

Ordering codes for XT3

Circuit breakers



XT3 – circuit breaker

Distribution circuit breakers

SACE XT3N (25 kA) TMF front terminals (F)

Size	Iu	Trip unit	In	Type	3 poles		4 poles	
					U.S. ordering code	Global reference number	U.S. ordering code	Global reference number
XT3	225	TMF	60	XT3N 225 TMF 60-600	XT3NU3060AFF000XXX	1SDA075109R1	XT3NU4060AFF000XXX	1SDA075119R1
			70	XT3N 225 TMF 70-700	XT3NU3070AFF000XXX	1SDA075110R1	XT3NU4070AFF000XXX	1SDA075120R1
			80	XT3N 225 TMF 80-800	XT3NU3080AFF000XXX	1SDA075111R1	XT3NU4080AFF000XXX	1SDA075121R1
			90	XT3N 225 TMF 90-900	XT3NU3090AFF000XXX	1SDA075112R1	XT3NU4090AFF000XXX	1SDA075122R1
			100	XT3N 225 TMF 100-1000	XT3NU3100AFF000XXX	1SDA075113R1	XT3NU4100AFF000XXX	1SDA075123R1
			110	XT3N 225 TMF 110-1100	XT3NU3110AFF000XXX	1SDA080071R1	XT3NU4110AFF000XXX	1SDA080072R1
			125	XT3N 225 TMF 125-1250	XT3NU3125AFF000XXX	1SDA075114R1	XT3NU4125AFF000XXX	1SDA075124R1
			150	XT3N 225 TMF 150-1500	XT3NU3150AFF000XXX	1SDA075115R1	XT3NU4150AFF000XXX	1SDA075125R1
			175	XT3N 225 TMF 175-1750	XT3NU3175AFF000XXX	1SDA075116R1	XT3NU4175AFF000XXX	1SDA075126R1
			200	XT3N 225 TMF 200-2000	XT3NU3200AFF000XXX	1SDA075117R1	XT3NU4200AFF000XXX	1SDA075127R1
			225	XT3N 225 TMF 225-2250	XT3NU3225AFF000XXX	1SDA075118R1	XT3NU4225AFF000XXX	1SDA075128R1

Ordering codes for XT3

Circuit breakers



XT3 – circuit breaker

SACE XT3N (25 kA) TMF front terminals (F) – UL 100% rated

Size	lu	Trip In unit	Type	3 poles		4 poles		
				U.S. ordering code	Global reference number	U.S. ordering code	Global reference number	
XT3	225	TMF	60	XT3N 225 TMF 60-600	XT3NQ3060AFF000XXX	1SDA075109R1 + 1SDA076605R1	XT3NQ4060AFF000XXX	1SDA075119R1 + 1SDA080700R1
				70	XT3N 225 TMF 70-700	XT3NQ3070AFF000XXX	1SDA075110R1 + 1SDA076605R1	XT3NQ4070AFF000XXX
			80	XT3N 225 TMF 80-800	XT3NQ3080AFF000XXX	1SDA075111R1 + 1SDA076605R1	XT3NQ4080AFF000XXX	1SDA075121R1 + 1SDA080700R1
			90	XT3N 225 TMF 90-900	XT3NQ3090AFF000XXX	1SDA075112R1 + 1SDA076605R1	XT3NQ4090AFF000XXX	1SDA075122R1 + 1SDA080700R1
			100	XT3N 225 TMF 100-10	XT3NQ3100AFF000XXX	1SDA075113R1 + 1SDA076605R1	XT3NQ4100AFF000XXX	1SDA075123R1 + 1SDA080700R1
			110	XT3N 225 TMF 110-11	XT3NQ3110AFF000XXX	1SDA080071R1 + 1SDA076605R1	XT3NQ4110AFF000XXX	1SDA080072R1 + 1SDA080700R1
			125	XT3N 225 TMF 125-12	XT3NQ3125AFF000XXX	1SDA075114R1 + 1SDA076605R1	XT3NQ4125AFF000XXX	1SDA075124R1 + 1SDA080700R1
			150	XT3N 225 TMF 150-15	XT3NQ3150AFF000XXX	1SDA075115R1 + 1SDA076605R1	XT3NQ4150AFF000XXX	1SDA075125R1 + 1SDA080700R1
			175	XT3N 225 TMF 175-17	XT3NQ3175AFF000XXX	1SDA075116R1 + 1SDA076605R1	XT3NQ4175AFF000XXX	1SDA075126R1 + 1SDA080700R1
			200	XT3N 225 TMF 200-20	XT3NQ3200AFF000XXX	1SDA075117R1 + 1SDA076605R1	XT3NQ4200AFF000XXX	1SDA075127R1 + 1SDA080700R1
			225	XT3N 225 TMF 225-22	XT3NQ3225AFF000XXX	1SDA075118R1 + 1SDA076605R1	XT3NQ4225AFF000XXX	1SDA075128R1 + 1SDA080700R1

Ordering codes for XT3

Circuit breakers



—
XT3 – circuit breaker

SACE XT3S (35 kA) TMF front terminals (F)

Size	Iu	Trip unit	In	Type	3 poles		4 poles	
					U.S. ordering code	Global reference number	U.S. ordering code	Global reference number
XT3	225	TMF	60	XT3S 225 TMF 60-600	XT3SU3060AFF000XXX	1SDA075129R1	XT3SU4060AFF000XXX	1SDA075139R1
			70	XT3S 225 TMF 70-700	XT3SU3070AFF000XXX	1SDA075130R1	XT3SU4070AFF000XXX	1SDA075140R1
			80	XT3S 225 TMF 80-800	XT3SU3080AFF000XXX	1SDA075131R1	XT3SU4080AFF000XXX	1SDA075141R1
			90	XT3S 225 TMF 90-900	XT3SU3090AFF000XXX	1SDA075132R1	XT3SU4090AFF000XXX	1SDA075142R1
			100	XT3S 225 TMF 100-1000	XT3SU3100AFF000XXX	1SDA075133R1	XT3SU4100AFF000XXX	1SDA075143R1
			110	XT3S 225 TMF 110-1100	XT3SU3110AFF000XXX	1SDA080073R1	XT3SU4110AFF000XXX	1SDA080074R1
			125	XT3S 225 TMF 125-1250	XT3SU3125AFF000XXX	1SDA075134R1	XT3SU4125AFF000XXX	1SDA075144R1
			150	XT3S 225 TMF 150-1500	XT3SU3150AFF000XXX	1SDA075135R1	XT3SU4150AFF000XXX	1SDA075145R1
			175	XT3S 225 TMF 175-1750	XT3SU3175AFF000XXX	1SDA075136R1	XT3SU4175AFF000XXX	1SDA075146R1
			200	XT3S 225 TMF 200-2000	XT3SU3200AFF000XXX	1SDA075137R1	XT3SU4200AFF000XXX	1SDA075147R1
			225	XT3S 225 TMF 225-2250	XT3SU3225AFF000XXX	1SDA075138R1	XT3SU4225AFF000XXX	1SDA075148R1

Ordering codes for XT3

Circuit breakers



XT3 – circuit breaker

SACE XT3S (35 kA) TMF front terminals (F) – UL 100% rated

Size	Iu	Trip In unit	Type	3 poles		4 poles	
				U.S. ordering code	Global reference number	U.S. ordering code	Global reference number
XT3 225	TMF	60	XT3S 225 TMF 60-600	XT3SQ3060AFF000XXX	1SDA075129R1 + 1SDA076605R1	XT3SQ4060AFF000XXX	1SDA075139R1 + 1SDA080700R1
				XT3SQ3070AFF000XXX	1SDA075130R1 + 1SDA076605R1		XT3SQ4070AFF000XXX
			XT3S 225 TMF 80-800	XT3SQ3080AFF000XXX	1SDA075131R1 + 1SDA076605R1	XT3SQ4080AFF000XXX	1SDA075141R1 + 1SDA080700R1
				XT3SQ3090AFF000XXX	1SDA075132R1 + 1SDA076605R1		XT3SQ4090AFF000XXX
			XT3S 225 TMF 100-10	XT3SQ3100AFF000XXX	1SDA075133R1 + 1SDA076605R1	XT3SQ4100AFF000XXX	1SDA075143R1 + 1SDA080700R1
				XT3SQ3110AFF000XXX	1SDA080073R1 + 1SDA076605R1		XT3SQ4110AFF000XXX
			XT3S 225 TMF 125-12	XT3SQ3125AFF000XXX	1SDA075134R1 + 1SDA076605R1	XT3SQ4125AFF000XXX	1SDA075144R1 + 1SDA080700R1
				XT3SQ3150AFF000XXX	1SDA075135R1 + 1SDA076605R1		XT3SQ4150AFF000XXX
			XT3S 225 TMF 175-17	XT3SQ3175AFF000XXX	1SDA075136R1 + 1SDA076605R1	XT3SQ4175AFF000XXX	1SDA075146R1 + 1SDA080700R1
				XT3SQ3200AFF000XXX	1SDA075137R1 + 1SDA076605R1		XT3SQ4200AFF000XXX
			XT3S 225 TMF 225-22	XT3SQ3225AFF000XXX	1SDA075138R1 + 1SDA076605R1	XT3SQ4225AFF000XXX	1SDA075148R1 + 1SDA080700R1

Ordering codes for XT3

Circuit breakers



XT3 – circuit breaker

Motor circuit protector (MCP)

SACE XT3S (35 kA) MA front terminals (F)

Size lu	Trip In unit	Type	3 poles	
			U.S. ordering code	Global reference number
XT3 225	MA	100 XT3S 225 MA 100	XT3SU3100MFF000XXX	1SDA075149R1
		110 XT3S 225 MA 110	XT3SU3110MFF000XXX	1SDA076600R1
		125 XT3S 225 MA 125	XT3SU3125MFF000XXX	1SDA075150R1
		150 XT3S 225 MA 150	XT3SU3150MFF000XXX	1SDA075151R1
		200 XT3S 225 MA 200	XT3SU3200MFF000XXX	1SDA075152R1

Ordering codes for XT3

Circuit breakers



XT3 – circuit breaker

Molded case switches

SACE XT3D – MCS

Size lu	Type	3 poles		4 poles	
		U.S. ordering code	Global reference number	U.S. ordering code	Global reference number
XT3 225	XT3N-D 225	XT3NU3225DFF000XXX	1SDA075616R1	XT3NU4225DFF000XXX	1SDA075617R1
	XT3S-D 225	XT3SU3225DFF000XXX	1SDA075618R1	XT3SU4225DFF000XXX	1SDA075619R1

Ordering codes for XT4

Circuit breakers



XT4 – circuit breaker

Distribution circuit breakers

SACE XT4N (25 kA) TMF/TMA front terminals (F)

Size	lu	Trip unit	In	Type	2 poles	
					U.S. ordering code	Global reference number
XT4	250	TMF	25	XT4N 250 TMF 25-400	XT4NU2025AFF000XXX	1SDA080117R1
			30	XT4N 250 TMF 30-400	XT4NU2030AFF000XXX	1SDA080128R1
			35	XT4N 250 TMF 35-400	XT4NU2035AFF000XXX	1SDA080129R1
			40	XT4N 250 TMF 40-400	XT4NU2040AFF000XXX	1SDA080130R1
			50	XT4N 250 TMF 50-500	XT4NU2050AFF000XXX	1SDA080131R1
			60	XT4N 250 TMF 60-600	XT4NU2060AFF000XXX	1SDA080132R1
			70	XT4N 250 TMF 70-700	XT4NU2070AFF000XXX	1SDA080133R1
			80	XT4N 250 TMF 80-800	–	–
			90	XT4N 250 TMF 90-900	–	–
			100	XT4N 250 TMF 100-1000	–	–
			110	XT4N 250 TMF 110-1100	–	–
			125	XT4N 250 TMF 125-1250	–	–
			150	XT4N 250 TMF 150-1500	–	–
			175	XT4N 250 TMF 175-1750	–	–
			200	XT4N 250 TMF 200-2000	–	–
			225	XT4N 250 TMF 225-2250	–	–
250	XT4N 250 TMF 250-2500	–	–			
XT4	250	TMA	80	XT4N 250 TMA 80-800	XT4NU2080BFF000XXX	1SDA080134R1
			90	XT4N 250 TMA 90-900	XT4NU2090BFF000XXX	1SDA080136R1
			100	XT4N 250 TMA 100-1000	XT4NU2100BFF000XXX	1SDA080101R1
			110	XT4N 250 TMA 110-1100	XT4NU2110BFF000XXX	1SDA080103R1
			125	XT4N 250 TMA 125-1250	XT4NU2125BFF000XXX	1SDA080105R1
			150	XT4N 250 TMA 150-1500	XT4NU2150BFF000XXX	1SDA080107R1
			175	XT4N 250 TMA 175-1750	XT4NU2175BFF000XXX	1SDA080109R1
			200	XT4N 250 TMA 200-2000	XT4NU2200BFF000XXX	1SDA080111R1
			225	XT4N 250 TMA 225-2250	XT4NU2225BFF000XXX	1SDA080113R1
			250	XT4N 250 TMA 250-2500	XT4NU2250BFF000XXX	1SDA080115R1

3 poles		4 poles	
U.S. ordering code	Global reference number	U.S. ordering code	Global reference number
XT4NU3025AFF000XXX	1SDA075153R1	XT4NU4025AFF000XXX	1SDA075170R1
XT4NU3030AFF000XXX	1SDA075154R1	XT4NU4030AFF000XXX	1SDA075171R1
XT4NU3035AFF000XXX	1SDA075155R1	XT4NU4035AFF000XXX	1SDA075173R1
XT4NU3040AFF000XXX	1SDA075156R1	XT4NU4040AFF000XXX	1SDA075174R1
XT4NU3050AFF000XXX	1SDA075157R1	XT4NU4050AFF000XXX	1SDA075175R1
XT4NU3060AFF000XXX	1SDA075158R1	XT4NU4060AFF000XXX	1SDA075176R1
XT4NU3070AFF000XXX	1SDA075159R1	XT4NU4070AFF000XXX	1SDA075177R1
XT4NU3080AFF000XXX	1SDA080135R1	-	-
XT4NU3090AFF000XXX	1SDA080137R1	-	-
XT4NU3100AFF000XXX	1SDA080102R1	-	-
XT4NU3110AFF000XXX	1SDA080104R1	-	-
XT4NU3125AFF000XXX	1SDA080106R1	-	-
XT4NU3150AFF000XXX	1SDA080108R1	-	-
XT4NU3175AFF000XXX	1SDA080110R1	-	-
XT4NU3200AFF000XXX	1SDA080112R1	-	-
XT4NU3225AFF000XXX	1SDA080114R1	-	-
XT4NU3250AFF000XXX	1SDA080116R1	-	-
XT4NU3080BFF000XXX	1SDA075160R1	XT4NU4080BFF000XXX	1SDA075178R1
XT4NU3090BFF000XXX	1SDA075161R1	XT4NU4090BFF000XXX	1SDA075179R1
XT4NU3100BFF000XXX	1SDA075162R1	XT4NU4100BFF000XXX	1SDA075180R1
XT4NU3110BFF000XXX	1SDA075163R1	XT4NU4110BFF000XXX	1SDA075181R1
XT4NU3125BFF000XXX	1SDA075164R1	XT4NU4125BFF000XXX	1SDA075182R1
XT4NU3150BFF000XXX	1SDA075165R1	XT4NU4150BFF000XXX	1SDA075183R1
XT4NU3175BFF000XXX	1SDA075166R1	XT4NU4175BFF000XXX	1SDA075184R1
XT4NU3200BFF000XXX	1SDA075167R1	XT4NU4200BFF000XXX	1SDA075185R1
XT4NU3225BFF000XXX	1SDA075168R1	XT4NU4225BFF000XXX	1SDA075186R1
XT4NU3250BFF000XXX	1SDA075169R1	XT4NU4250BFF000XXX	1SDA075187R1

Ordering codes for XT4

Circuit breakers



XT4 – circuit breaker

Distribution circuit breakers

SACE XT4N (25 kA) TMF/TMA front terminals (F)

Size	Iu	Trip unit	In	Type	2 poles	
					U.S. ordering code	Global reference number
XT4	250	TMF	25	XT4N 250 TMF 25-400	XT4NU2025AFF000XXX	1SDA080117R1
			30	XT4N 250 TMF 30-400	XT4NU2030AFF000XXX	1SDA080128R1
			35	XT4N 250 TMF 35-400	XT4NU2035AFF000XXX	1SDA080129R1
			40	XT4N 250 TMF 40-400	XT4NU2040AFF000XXX	1SDA080130R1
			50	XT4N 250 TMF 50-500	XT4NU2050AFF000XXX	1SDA080131R1
			60	XT4N 250 TMF 60-600	XT4NU2060AFF000XXX	1SDA080132R1
			70	XT4N 250 TMF 70-700	XT4NU2070AFF000XXX	1SDA080133R1
			80	XT4N 250 TMF 80-800	–	–
			90	XT4N 250 TMF 90-900	–	–
			100	XT4N 250 TMF 100-1000	–	–
			110	XT4N 250 TMF 110-1100	–	–
			125	XT4N 250 TMF 125-1250	–	–
			150	XT4N 250 TMF 150-1500	–	–
			175	XT4N 250 TMF 175-1750	–	–
			200	XT4N 250 TMF 200-2000	–	–
			225	XT4N 250 TMF 225-2250	–	–
250	XT4N 250 TMF 250-2500	–	–			
XT4	250	TMA	80	XT4N 250 TMA 80-800	XT4NU2080BFF000XXX	1SDA080134R1
			90	XT4N 250 TMA 90-900	XT4NU2090BFF000XXX	1SDA080136R1
			100	XT4N 250 TMA 100-1000	XT4NU2100BFF000XXX	1SDA080101R1
			110	XT4N 250 TMA 110-1100	XT4NU2110BFF000XXX	1SDA080103R1
			125	XT4N 250 TMA 125-1250	XT4NU2125BFF000XXX	1SDA080105R1
			150	XT4N 250 TMA 150-1500	XT4NU2150BFF000XXX	1SDA080107R1
			175	XT4N 250 TMA 175-1750	XT4NU2175BFF000XXX	1SDA080109R1
			200	XT4N 250 TMA 200-2000	XT4NU2200BFF000XXX	1SDA080111R1
			225	XT4N 250 TMA 225-2250	XT4NU2225BFF000XXX	1SDA080113R1
			250	XT4N 250 TMA 250-2500	XT4NU2250BFF000XXX	1SDA080115R1

3 poles		4 poles	
U.S. ordering code	Global reference number	U.S. ordering code	Global reference number
XT4NU3025AFF000XXX	1SDA075153R1	XT4NU4025AFF000XXX	1SDA075170R1
XT4NU3030AFF000XXX	1SDA075154R1	XT4NU4030AFF000XXX	1SDA075171R1
XT4NU3035AFF000XXX	1SDA075155R1	XT4NU4035AFF000XXX	1SDA075173R1
XT4NU3040AFF000XXX	1SDA075156R1	XT4NU4040AFF000XXX	1SDA075174R1
XT4NU3050AFF000XXX	1SDA075157R1	XT4NU4050AFF000XXX	1SDA075175R1
XT4NU3060AFF000XXX	1SDA075158R1	XT4NU4060AFF000XXX	1SDA075176R1
XT4NU3070AFF000XXX	1SDA075159R1	XT4NU4070AFF000XXX	1SDA075177R1
XT4NU3080AFF000XXX	1SDA080135R1	-	-
XT4NU3090AFF000XXX	1SDA080137R1	-	-
XT4NU3100AFF000XXX	1SDA080102R1	-	-
XT4NU3110AFF000XXX	1SDA080104R1	-	-
XT4NU3125AFF000XXX	1SDA080106R1	-	-
XT4NU3150AFF000XXX	1SDA080108R1	-	-
XT4NU3175AFF000XXX	1SDA080110R1	-	-
XT4NU3200AFF000XXX	1SDA080112R1	-	-
XT4NU3225AFF000XXX	1SDA080114R1	-	-
XT4NU3250AFF000XXX	1SDA080116R1	-	-
XT4NU3080BFF000XXX	1SDA075160R1	XT4NU4080BFF000XXX	1SDA075178R1
XT4NU3090BFF000XXX	1SDA075161R1	XT4NU4090BFF000XXX	1SDA075179R1
XT4NU3100BFF000XXX	1SDA075162R1	XT4NU4100BFF000XXX	1SDA075180R1
XT4NU3110BFF000XXX	1SDA075163R1	XT4NU4110BFF000XXX	1SDA075181R1
XT4NU3125BFF000XXX	1SDA075164R1	XT4NU4125BFF000XXX	1SDA075182R1
XT4NU3150BFF000XXX	1SDA075165R1	XT4NU4150BFF000XXX	1SDA075183R1
XT4NU3175BFF000XXX	1SDA075166R1	XT4NU4175BFF000XXX	1SDA075184R1
XT4NU3200BFF000XXX	1SDA075167R1	XT4NU4200BFF000XXX	1SDA075185R1
XT4NU3225BFF000XXX	1SDA075168R1	XT4NU4225BFF000XXX	1SDA075186R1
XT4NU3250BFF000XXX	1SDA075169R1	XT4NU4250BFF000XXX	1SDA075187R1

Ordering codes for XT4

Circuit breakers



XT4 – circuit breaker

SACE XT4N (25 kA) TMF/TMA front terminals (F) – UL 100% rated

Size	lu	Trip unit	In	Type	3 poles		4 poles	
					U.S. ordering code	Global reference number	U.S. ordering code	Global reference number
XT4	250	TMF	25	XT4N 250 TMF 25-400	XT4NQ3025AFF000XXX	1SDA075153R1 + 1SDA076606R1	XT4NQ4025AFF000XXX	1SDA075170R1 + 1SDA080701R1
			30	XT4N 250 TMF 30-400	XT4NQ3030AFF000XXX	1SDA075154R1 + 1SDA076606R1	XT4NQ4030AFF000XXX	1SDA075171R1 + 1SDA080701R1
			35	XT4N 250 TMF 35-400	XT4NQ3035AFF000XXX	1SDA075155R1 + 1SDA076606R1	XT4NQ4035AFF000XXX	1SDA075173R1 + 1SDA080701R1
			40	XT4N 250 TMF 40-400	XT4NQ3040AFF000XXX	1SDA075156R1 + 1SDA076606R1	XT4NQ4040AFF000XXX	1SDA075174R1 + 1SDA080701R1
			50	XT4N 250 TMF 50-500	XT4NQ3050AFF000XXX	1SDA075157R1 + 1SDA076606R1	XT4NQ4050AFF000XXX	1SDA075175R1 + 1SDA080701R1
			60	XT4N 250 TMF 60-600	XT4NQ3060AFF000XXX	1SDA075158R1 + 1SDA076606R1	XT4NQ4060AFF000XXX	1SDA075176R1 + 1SDA080701R1
			70	XT4N 250 TMF 70-700	XT4NQ3070AFF000XXX	1SDA075159R1 + 1SDA076606R1	XT4NQ4070AFF000XXX	1SDA075177R1 + 1SDA080701R1
			80	XT4N 250 TMF 80-800	XT4NQ3080AFF000XXX	1SDA080135R1 + 1SDA076606R1	-	-
			90	XT4N 250 TMF 90-900	XT4NQ3090AFF000XXX	1SDA080137R1 + 1SDA076606R1	-	-
			100	XT4N 250 TMF 100-10	XT4NQ3100AFF000XXX	1SDA080102R1 + 1SDA076606R1	-	-
			110	XT4N 250 TMF 110-11	XT4NQ3110AFF000XXX	1SDA080104R1 + 1SDA076606R1	-	-
			125	XT4N 250 TMF 125-12	XT4NQ3125AFF000XXX	1SDA080106R1 + 1SDA076606R1	-	-
			150	XT4N 250 TMF 150-15	XT4NQ3150AFF000XXX	1SDA080108R1 + 1SDA076606R1	-	-
			175	XT4N 250 TMF 175-17	XT4NQ3175AFF000XXX	1SDA080110R1 + 1SDA076606R1	-	-
			200	XT4N 250 TMF 200-20	XT4NQ3200AFF000XXX	1SDA080112R1 + 1SDA076606R1	-	-
			225	XT4N 250 TMF 225-22	XT4NQ3225AFF000XXX	1SDA080114R1 + 1SDA076606R1	-	-
			250	XT4N 250 TMF 250-25	XT4NQ3250AFF000XXX	1SDA080116R1 + 1SDA076606R1	-	-

Ordering codes for XT4

Circuit breakers



XT4 – circuit breaker

SACE XT4N (25 kA) TMF/TMA front terminals (F) – UL 100% rated

Size	lu	Trip unit	In	Type	3 poles		4 poles	
					U.S. ordering code	Global reference number	U.S. ordering code	Global reference number
XT4	250	TMA	80	XT4N 250 TMA 80	XT4NQ3080BFF000XXX	1SDA075160R1 + 1SDA076606R1	XT4NQ4080BFF000XXX	1SDA075178R1 + 1SDA080701R1
			90	XT4N 250 TMA 90	XT4NQ3090BFF000XXX	1SDA075161R1 + 1SDA076606R1	XT4NQ4090BFF000XXX	1SDA075179R1 + 1SDA080701R1
			100	XT4N 250 TMA 100	XT4NQ3100BFF000XXX	1SDA075162R1 + 1SDA076606R1	XT4NQ4100BFF000XXX	1SDA075180R1 + 1SDA080701R1
			110	XT4N 250 TMA 110	XT4NQ3110BFF000XXX	1SDA075163R1 + 1SDA076606R1	XT4NQ4110BFF000XXX	1SDA075181R1 + 1SDA080701R1
			125	XT4N 250 TMA 125	XT4NQ3125BFF000XXX	1SDA075164R1 + 1SDA076606R1	XT4NQ4125BFF000XXX	1SDA075182R1 + 1SDA080701R1
			150	XT4N 250 TMA 150	XT4NQ3150BFF000XXX	1SDA075165R1 + 1SDA076606R1	XT4NQ4150BFF000XXX	1SDA075183R1 + 1SDA080701R1
			175	XT4N 250 TMA 175	XT4NQ3175BFF000XXX	1SDA075166R1 + 1SDA076606R1	XT4NQ4175BFF000XXX	1SDA075184R1 + 1SDA080701R1
			200	XT4N 250 TMA 200	XT4NQ3200BFF000XXX	1SDA075167R1 + 1SDA076606R1	XT4NQ4200BFF000XXX	1SDA075185R1 + 1SDA080701R1
			225	XT4N 250 TMA 225	XT4NQ3225BFF000XXX	1SDA075168R1 + 1SDA076606R1	XT4NQ4225BFF000XXX	1SDA075186R1 + 1SDA080701R1
			250	XT4N 250 TMA 250	XT4NQ3250BFF000XXX	1SDA075169R1 + 1SDA076606R1	XT4NQ4250BFF000XXX	1SDA075187R1 + 1SDA080701R1

SACE XT4N (25 kA) Ekip Dip LS/I front terminals (F)

Size	lu	Trip unit	In	Type	3 poles		4 poles	
					U.S. ordering code	Global reference number	U.S. ordering code	Global reference number
XT4	250	Ekip Dip LS/I	40	XT4N 250 Ekip LS/I In = 40 A	XT4NU3040EFF000XXX	1SDA075358R1	XT4NU4040EFF000XXX	1SDA075364R1
			60	XT4N 250 Ekip LS/I In = 60 A	XT4NU3060EFF000XXX	1SDA075359R1	XT4NU4060EFF000XXX	1SDA075365R1
			100	XT4N 250 Ekip LS/I In = 100 A	XT4NU3100EFF000XXX	1SDA075360R1	XT4NU4100EFF000XXX	1SDA075366R1
			150	XT4N 250 Ekip LS/I In = 150 A	XT4NU3150EFF000XXX	1SDA075361R1	XT4NU4150EFF000XXX	1SDA075367R1
			225	XT4N 250 Ekip LS/I In = 225 A	XT4NU3225EFF000XXX	1SDA075362R1	XT4NU4225EFF000XXX	1SDA075368R1
			250	XT4N 250 Ekip LS/I In = 250 A	XT4NU3250EFF000XXX	1SDA075363R1	XT4NU4250EFF000XXX	1SDA075369R1

Ordering codes for XT4

Circuit breakers



XT4 – circuit breaker

SACE XT4N (25 kA) Ekip Dip LS/I front terminals (F) – UL 100% rated

Size	lu	Trip In unit	Type	3 poles		4 poles	
				U.S. ordering code	Global reference number	U.S. ordering code	Global reference number
XT4	250	Ekip Dip LS/I	40 XT4N 250 Ekip LS/I	XT4NQ3040EFF000XXX	1SDA075358R1 + 1SDA076606R1	XT4NQ4040EFF000XXX	1SDA075364R1 + 1SDA080701R1
			60 XT4N 250 Ekip LS/I	XT4NQ3060EFF000XXX	1SDA075359R1 + 1SDA076606R1	XT4NQ4060EFF000XXX	1SDA075365R1 + 1SDA080701R1
		100 XT4N 250 Ekip LS/I	XT4NQ3100EFF000XXX	1SDA075360R1 + 1SDA076606R1	XT4NQ4100EFF000XXX	1SDA075366R1 + 1SDA080701R1	
		150 XT4N 250 Ekip LS/I	XT4NQ3150EFF000XXX	1SDA075361R1 + 1SDA076606R1	XT4NQ4150EFF000XXX	1SDA075367R1 + 1SDA080701R1	
		225 XT4N 250 Ekip LS/I	XT4NQ3225EFF000XXX	1SDA075362R1 + 1SDA076606R1	XT4NQ4225EFF000XXX	1SDA075368R1 + 1SDA080701R1	
		250 XT4N 250 Ekip LS/I	XT4NQ3250EFF000XXX	1SDA075363R1 + 1SDA076606R1	XT4NQ4250EFF000XXX	1SDA075369R1 + 1SDA080701R1	

SACE XT4N (25 kA) Ekip Dip LSI front terminals (F)

Size	lu	Trip In unit	Type	3 poles		4 poles	
				U.S. ordering code	Global reference number	U.S. ordering code	Global reference number
XT4	250	Ekip Dip LSI	40 XT4N 250 Ekip LSI In = 40 A	XT4NU3040FFF000XXX	1SDA075418R1	XT4NU4040FFF000XXX	1SDA075424R1
			60 XT4N 250 Ekip LSI In = 60 A	XT4NU3060FFF000XXX	1SDA075419R1	XT4NU4060FFF000XXX	1SDA075425R1
		100 XT4N 250 Ekip LSI In = 100 A	XT4NU3100FFF000XXX	1SDA075420R1	XT4NU4100FFF000XXX	1SDA075426R1	
		150 XT4N 250 Ekip LSI In = 150 A	XT4NU3150FFF000XXX	1SDA075421R1	XT4NU4150FFF000XXX	1SDA075427R1	
		225 XT4N 250 Ekip LSI In = 225 A	XT4NU3225FFF000XXX	1SDA075422R1	XT4NU4225FFF000XXX	1SDA075428R1	
		250 XT4N 250 Ekip LSI In = 250 A	XT4NU3250FFF000XXX	1SDA075423R1	XT4NU4250FFF000XXX	1SDA075429R1	

Ordering codes for XT4

Circuit breakers



XT4 – circuit breaker

SACE XT4N (25 kA) Ekip Dip LSI front terminals (F) – UL 100% rated

Size lu	Trip In unit	Type	3 poles		4 poles	
			U.S. ordering code	Global reference number	U.S. ordering code	Global reference number
XT4 250	Ekip Dip LSI	40 XT4N 250 Ekip LSI	XT4NQ3040FFF000XXX	1SDA075418R1 + 1SDA076606R1	XT4NQ4040FFF000XXX	1SDA075424R1 + 1SDA080701R1
		60 XT4N 250 Ekip LSI	XT4NQ3060FFF000XXX	1SDA075419R1 + 1SDA076606R1	XT4NQ4060FFF000XXX	1SDA075425R1 + 1SDA080701R1
	100 XT4N 250 Ekip LSI	XT4NQ3100FFF000XXX	1SDA075420R1 + 1SDA076606R1	XT4NQ4100FFF000XXX	1SDA075426R1 + 1SDA080701R1	
	150 XT4N 250 Ekip LSI	XT4NQ3150FFF000XXX	1SDA075421R1 + 1SDA076606R1	XT4NQ4150FFF000XXX	1SDA075427R1 + 1SDA080701R1	
	225 XT4N 250 Ekip LSI	XT4NQ3225FFF000XXX	1SDA075422R1 + 1SDA076606R1	XT4NQ4225FFF000XXX	1SDA075428R1 + 1SDA080701R1	
	250 XT4N 250 Ekip LSI	XT4NQ3250FFF000XXX	1SDA075423R1 + 1SDA076606R1	XT4NQ4250FFF000XXX	1SDA075429R1 + 1SDA080701R1	

SACE XT4N (25 kA) Ekip Dip LSI front terminals (F)

Size lu	Trip In unit	Type	3 poles		4 poles	
			U.S. ordering code	Global reference number	U.S. ordering code	Global reference number
XT4 250	Ekip Dip LSI	40 XT4N 250 Ekip LSI In = 40 A	XT4NU3040GFF000XXX	1SDA075478R1	XT4NU4040GFF000XXX	1SDA075484R1
		60 XT4N 250 Ekip LSI In = 60 A	XT4NU3060GFF000XXX	1SDA075479R1	XT4NU4060GFF000XXX	1SDA075485R1
	100 XT4N 250 Ekip LSI In = 100 A	XT4NU3100GFF000XXX	1SDA075480R1	XT4NU4100GFF000XXX	1SDA075486R1	
	150 XT4N 250 Ekip LSI In = 150 A	XT4NU3150GFF000XXX	1SDA075481R1	XT4NU4150GFF000XXX	1SDA075487R1	
	225 XT4N 250 Ekip LSI In = 225 A	XT4NU3225GFF000XXX	1SDA075482R1	XT4NU4225GFF000XXX	1SDA075488R1	
	250 XT4N 250 Ekip LSI In = 250 A	XT4NU3250GFF000XXX	1SDA075483R1	XT4NU4250GFF000XXX	1SDA075489R1	

Ordering codes for XT4

Circuit breakers



XT4 – circuit breaker

SACE XT4N (25 kA) Ekip Dip LSIG front terminals (F) – UL 100% rated

Size	lu	Trip In unit	Type	3 poles		4 poles	
				U.S. ordering code	Global reference number	U.S. ordering code	Global reference number
XT4	250	Ekip Dip LSIG	40 XT4N 250 Ekip LSIG	XT4NQ3040GFF000XXX	1SDA075478R1 + 1SDA076606R1	XT4NQ4040GFF000XXX	1SDA075484R1 + 1SDA080701R1
			60 XT4N 250 Ekip LSIG	XT4NQ3060GFF000XXX	1SDA075479R1 + 1SDA076606R1	XT4NQ4060GFF000XXX	1SDA075485R1 + 1SDA080701R1
		100 XT4N 250 Ekip LSIG	XT4NQ3100GFF000XXX	1SDA075480R1 + 1SDA076606R1	XT4NQ4100GFF000XXX	1SDA075486R1 + 1SDA080701R1	
		150 XT4N 250 Ekip LSIG	XT4NQ3150GFF000XXX	1SDA075481R1 + 1SDA076606R1	XT4NQ4150GFF000XXX	1SDA075487R1 + 1SDA080701R1	
		225 XT4N 250 Ekip LSIG	XT4NQ3225GFF000XXX	1SDA075482R1 + 1SDA076606R1	XT4NQ4225GFF000XXX	1SDA075488R1 + 1SDA080701R1	
		250 XT4N 250 Ekip LSIG	XT4NQ3250GFF000XXX	1SDA075483R1 + 1SDA076606R1	XT4NQ4250GFF000XXX	1SDA075489R1 + 1SDA080701R1	

SACE XT4N (25 kA) Ekip Dip LIG front terminals (F)

Size	lu	Trip In unit	Type	3 poles		4 poles	
				U.S. ordering code	Global reference number	U.S. ordering code	Global reference number
XT4	250	Ekip Dip LIG	40 XT4N 250 Ekip Dip LIG In = 40 A	XT4NU3040CFF000XXX	1SDA102247R1	XT4NU4040CFF000XXX	1SDA102311R1
			60 XT4N 250 Ekip Dip LIG In = 60 A	XT4NU3060CFF000XXX	1SDA102248R1	XT4NU4060CFF000XXX	1SDA102312R1
		100 XT4N 250 Ekip Dip LIG In = 100 A	XT4NU3100CFF000XXX	1SDA102249R1	XT4NU4100CFF000XXX	1SDA102313R1	
		150 XT4N 250 Ekip Dip LIG In = 150 A	XT4NU3150CFF000XXX	1SDA102250R1	XT4NU4150CFF000XXX	1SDA102314R1	
		225 XT4N 250 Ekip Dip LIG In = 225 A	XT4NU3225CFF000XXX	1SDA102251R1	XT4NU4225CFF000XXX	1SDA102310R1	
		250 XT4N 250 Ekip Dip LIG In = 250 A	XT4NU3250CFF000XXX	1SDA102252R1	XT4NU4250CFF000XXX	1SDA102315R1	

Ordering codes for XT4

Circuit breakers



XT4 – circuit breaker

SACE XT4N (25 kA) Ekip Dip LIG front terminals (F) – UL 100% rated

Size	lu	Trip unit	In	Type	3 poles		4 poles	
					U.S. ordering code	Global reference number	U.S. ordering code	Global reference number
XT4	250	Ekip Dip LIG	40	XT4N 250 Ekip LIG	XT4NQ3040CFF000XXX	1SDA102247R1 + 1SDA076606R1	XT4NQ4040CFF000XXX	1SDA102311R1 + 1SDA080701R1
			60	XT4N 250 Ekip LIG	XT4NQ3060CFF000XXX	1SDA102248R1 + 1SDA076606R1	XT4NQ4060CFF000XXX	1SDA102312R1 + 1SDA080701R1
			100	XT4N 250 Ekip LIG	XT4NQ3100CFF000XXX	1SDA102249R1 + 1SDA076606R1	XT4NQ4100CFF000XXX	1SDA102313R1 + 1SDA080701R1
			150	XT4N 250 Ekip LIG	XT4NQ3150CFF000XXX	1SDA102250R1 + 1SDA076606R1	XT4NQ4150CFF000XXX	1SDA102314R1 + 1SDA080701R1
			225	XT4N 250 Ekip LIG	XT4NQ3225CFF000XXX	1SDA102251R1 + 1SDA076606R1	XT4NQ4225CFF000XXX	1SDA102310R1 + 1SDA080701R1
			250	XT4N 250 Ekip LIG	XT4NQ3250CFF000XXX	1SDA102252R1 + 1SDA076606R1	XT4NQ4250CFF000XXX	1SDA102315R1 + 1SDA080701R1

SACE XT4N (25 kA) Ekip Touch LSI front terminals (F)

Size	lu	Trip unit	In	Type	3 poles		4 poles	
					U.S. ordering code	Global reference number	U.S. ordering code	Global reference number
XT4	250	Ekip Touch LSI	100	XT4N 250 Ekip Touch LSI	XT4NU3100PFF000XXX	1SDA075640R1 + 1SDA102364R1	XT4NU4100PFF000XXX	1SDA075645R1 + 1SDA102412R1
			150	XT4N 250 Ekip Touch LSI	XT4NU3150PFF000XXX	1SDA075640R1 + 1SDA102362R1	XT4NU4150PFF000XXX	1SDA075645R1 + 1SDA102410R1
			225	XT4N 250 Ekip Touch LSI	XT4NU3225PFF000XXX	1SDA075640R1 + 1SDA102363R1	XT4NU4225PFF000XXX	1SDA075645R1 + 1SDA102411R1
			250	XT4N 250 Ekip Touch LSI	XT4NU3250PFF000XXX	1SDA075640R1 + 1SDA102365R1	XT4NU4250PFF000XXX	1SDA075645R1 + 1SDA102413R1

Ordering codes for XT4

Circuit breakers



XT4 – circuit breaker

SACE XT4N (25 kA) Ekip Touch LSI front terminals (F) – UL 100% rated

Size	lu	Trip unit	In	Type	3 poles		4 poles	
					U.S. ordering code	Global reference number	U.S. ordering code	Global reference number
XT4	250	Ekip Touch LSI	100	XT4N 250 Ekip Touch LSI	XT4NQ3100PFF000XXX	1SDA075640R1 + 1SDA102364R1 + 1SDA076606R1	XT4NQ4100PFF000XXX	1SDA075645R1 + 1SDA102412R1 + 1SDA080701R1
					XT4NQ3150PFF000XXX	1SDA075640R1 + 1SDA102362R1 + 1SDA076606R1	XT4NQ4150PFF000XXX	1SDA075645R1 + 1SDA102410R1 + 1SDA080701R1
					XT4NQ3225PFF000XXX	1SDA075640R1 + 1SDA102363R1 + 1SDA076606R1	XT4NQ4225PFF000XXX	1SDA075645R1 + 1SDA102411R1 + 1SDA080701R1
					XT4NQ3250PFF000XXX	1SDA075640R1 + 1SDA102365R1 + 1SDA076606R1	XT4NQ4250PFF000XXX	1SDA075645R1 + 1SDA102413R1 + 1SDA080701R1

SACE XT4N (25 kA) Ekip Touch LSI front terminals (F)

Size	lu	Trip unit	In	Type	3 poles		4 poles	
					U.S. ordering code	Global reference number	U.S. ordering code	Global reference number
XT4	250	Ekip Touch LSI	100	XT4N 250 Ekip Touch LSI	XT4NU3100QFF000XXX	1SDA075640R1 + 1SDA102368R1	XT4NU4100QFF000XXX	1SDA075645R1 + 1SDA102416R1
					XT4NU3150QFF000XXX	1SDA075640R1 + 1SDA102366R1	XT4NU4150QFF000XXX	1SDA075645R1 + 1SDA102414R1
					XT4NU3225QFF000XXX	1SDA075640R1 + 1SDA102367R1	XT4NU4225QFF000XXX	1SDA075645R1 + 1SDA102415R1
					XT4NU3250QFF000XXX	1SDA075640R1 + 1SDA102369R1	XT4NU4250QFF000XXX	1SDA075645R1 + 1SDA102417R1

SACE XT4N (25 kA) Ekip Touch LSI front terminals (F) – UL 100% rated

Size	lu	Trip unit	In	Type	3 poles		4 poles	
					U.S. ordering code	Global reference number	U.S. ordering code	Global reference number
XT4	250	Ekip Touch LSI	100	XT4N 250 Ekip Touch LSI	XT4NQ3100QFF000XXX	1SDA075640R1 + 1SDA102368R1 + 1SDA076606R1	XT4NQ4100QFF000XXX	1SDA075645R1 + 1SDA102416R1 + 1SDA080701R1
					XT4NQ3150QFF000XXX	1SDA075640R1 + 1SDA102366R1 + 1SDA076606R1	XT4NQ4150QFF000XXX	1SDA075645R1 + 1SDA102414R1 + 1SDA080701R1
					XT4NQ3225QFF000XXX	1SDA075640R1 + 1SDA102367R1 + 1SDA076606R1	XT4NQ4225QFF000XXX	1SDA075645R1 + 1SDA102415R1 + 1SDA080701R1
					XT4NQ3250QFF000XXX	1SDA075640R1 + 1SDA102369R1 + 1SDA076606R1	XT4NQ4250QFF000XXX	1SDA075645R1 + 1SDA102417R1 + 1SDA080701R1

Ordering codes for XT4

Circuit breakers



XT4 – circuit breaker

SACE XT4N (25 kA) Ekip Hi-Touch LSI front terminals (F)

Size	lu	Trip unit	In	Type	3 poles		4 poles	
					U.S. ordering code	Global reference number	U.S. ordering code	Global reference number
XT4	250	Ekip Hi-Touch LSI	100	XT4N 250 Ekip Hi-Touch LSI	XT4NU3100TFF000XXX	1SDA075640R1 + 1SDA102380R1	XT4NU4100TFF000XXX	1SDA075645R1 + 1SDA102428R1
					XT4NU3150TFF000XXX	1SDA075640R1 + 1SDA102378R1	XT4NU4150TFF000XXX	1SDA075645R1 + 1SDA102426R1
					XT4NU3225TFF000XXX	1SDA075640R1 + 1SDA102379R1	XT4NU4225TFF000XXX	1SDA075645R1 + 1SDA102427R1
					XT4NU3250TFF000XXX	1SDA075640R1 + 1SDA102381R1	XT4NU4250TFF000XXX	1SDA075645R1 + 1SDA102429R1

SACE XT4N (25 kA) Ekip Hi-Touch LSI front terminals (F) – UL 100% rated

Size	lu	Trip unit	In	Type	3 poles		4 poles	
					U.S. ordering code	Global reference number	U.S. ordering code	Global reference number
XT4	250	Ekip Hi-Touch LSI	100	XT4N 250 Ekip Hi-Touch LSI	XT4NQ3100TFF000XXX	1SDA075640R1 + 1SDA102380R1 + 1SDA076606R1	XT4NQ4100TFF000XXX	1SDA075645R1 + 1SDA102428R1 + 1SDA080701R1
					XT4NQ3150TFF000XXX	1SDA075640R1 + 1SDA102378R1 + 1SDA076606R1	XT4NQ4150TFF000XXX	1SDA075645R1 + 1SDA102426R1 + 1SDA080701R1
					XT4NQ3225TFF000XXX	1SDA075640R1 + 1SDA102379R1 + 1SDA076606R1	XT4NQ4225TFF000XXX	1SDA075645R1 + 1SDA102427R1 + 1SDA080701R1
					XT4NQ3250TFF000XXX	1SDA075640R1 + 1SDA102381R1 + 1SDA076606R1	XT4NQ4250TFF000XXX	1SDA075645R1 + 1SDA102429R1 + 1SDA080701R1

SACE XT4N (25 kA) Ekip Hi-Touch LSI front terminals (F)

Size	lu	Trip unit	In	Type	3 poles		4 poles	
					U.S. ordering code	Global reference number	U.S. ordering code	Global reference number
XT4	250	Ekip Hi-Touch LSI	100	XT4N 250 Ekip Hi-Touch LSI	XT4NU3100UFF000XXX	1SDA075640R1 + 1SDA102384R1	XT4NU4100UFF000XXX	1SDA075645R1 + 1SDA102432R1
					XT4NU3150UFF000XXX	1SDA075640R1 + 1SDA102382R1	XT4NU4150UFF000XXX	1SDA075645R1 + 1SDA102430R1
					XT4NU3225UFF000XXX	1SDA075640R1 + 1SDA102383R1	XT4NU4225UFF000XXX	1SDA075645R1 + 1SDA102431R1
					XT4NU3250UFF000XXX	1SDA075640R1 + 1SDA102385R1	XT4NU4250UFF000XXX	1SDA075645R1 + 1SDA102433R1

Ordering codes for XT4

Circuit breakers



XT4 – circuit breaker

SACE XT4N (25 kA) Ekip Hi-Touch LSIG front terminals (F) – UL 100% rated

Size	Iu	Trip unit	In	Type	3 poles		4 poles	
					U.S. ordering code	Global reference number	U.S. ordering code	Global reference number
XT4	250	Ekip Hi-Touch LSIG	100	XT4N 250 Ekip Hi-Touch LSIG	XT4NQ3100UFF000XXX	1SDA075640R1 + 1SDA102384R1 + 1SDA076606R1	XT4NQ4100UFF000XXX	1SDA075645R1 + 1SDA102432R1 + 1SDA080701R1
					150	XT4N 250 Ekip Hi-Touch LSIG	XT4NQ3150UFF000XXX	1SDA075640R1 + 1SDA102382R1 + 1SDA076606R1
			225	XT4N 250 Ekip Hi-Touch LSIG			XT4NQ3225UFF000XXX	1SDA075640R1 + 1SDA102383R1 + 1SDA076606R1
					250	XT4N 250 Ekip Hi-Touch LSIG	XT4NQ3250UFF000XXX	1SDA075640R1 + 1SDA102385R1 + 1SDA076606R1

SACE XT4N (25 kA) Ekip Touch M-LSI front terminals (F)

Size	Iu	Trip unit	In	Type	3 poles		4 poles	
					U.S. ordering code	Global reference number	U.S. ordering code	Global reference number
XT4	250	Ekip Touch M-LSI	100	XT4N 250 Ekip Touch M-LSI	XT4NU3100RFF000XXX	1SDA075640R1 + 1SDA102372R1	XT4NU4100RFF000XXX	1SDA075645R1 + 1SDA102420R1
					150	XT4N 250 Ekip Touch M-LSI	XT4NU3150RFF000XXX	1SDA075640R1 + 1SDA102370R1
			225	XT4N 250 Ekip Touch M-LSI			XT4NU3225RFF000XXX	1SDA075640R1 + 1SDA102371R1
					250	XT4N 250 Ekip Touch M-LSI	XT4NU3250RFF000XXX	1SDA075640R1 + 1SDA102373R1

SACE XT4N (25 kA) Ekip Touch M-LSI front terminals (F) – UL 100% rated

Size	Iu	Trip unit	In	Type	3 poles		4 poles	
					U.S. ordering code	Global reference number	U.S. ordering code	Global reference number

Ordering codes for XT4

Circuit breakers



XT4 – circuit breaker

XT4	250 Ekip	100	XT4N 250 Ekip Touch M-LSI	XT4NQ3100RFF000XXX	1SDA075640R1 + 1SDA102372R1 + 1SDA076606R1	XT4NQ4100RFF000XXX	1SDA075645R1 + 1SDA102420R1 + 1SDA080701R1
		150	XT4N 250 Ekip Touch M-LSI	XT4NQ3150RFF000XXX	1SDA075640R1 + 1SDA102370R1 + 1SDA076606R1	XT4NQ4150RFF000XXX	1SDA075645R1 + 1SDA102418R1 + 1SDA080701R1
		225	XT4N 250 Ekip Touch M-LSI	XT4NQ3225RFF000XXX	1SDA075640R1 + 1SDA102371R1 + 1SDA076606R1	XT4NQ4225RFF000XXX	1SDA075645R1 + 1SDA102419R1 + 1SDA080701R1
		250	XT4N 250 Ekip Touch M-LSI	XT4NQ3250RFF000XXX	1SDA075640R1 + 1SDA102373R1 + 1SDA076606R1	XT4NQ4250RFF000XXX	1SDA075645R1 + 1SDA102421R1 + 1SDA080701R1

Ordering codes for XT4

Circuit breakers



XT4 – circuit breaker

SACE XT4N (25 kA) Ekip Touch M-LSIG front terminals (F)

Size	Iu	Trip unit	In	Type	3 poles		4 poles	
					U.S. ordering code	Global reference number	U.S. ordering code	Global reference number
XT4	250	Ekip Touch M-LSIG	100	XT4N 250 Ekip Touch M-LSIG	XT4NU3100SFF000XXX	1SDA075640R1 + 1SDA102376R1	XT4NU4100SFF000XXX	1SDA075645R1 + 1SDA102424R1
					XT4NU3150SFF000XXX	1SDA075640R1 + 1SDA102374R1	XT4NU4150SFF000XXX	1SDA075645R1 + 1SDA102422R1
					XT4NU3225SFF000XXX	1SDA075640R1 + 1SDA102375R1	XT4NU4225SFF000XXX	1SDA075645R1 + 1SDA102423R1
					XT4NU3250SFF000XXX	1SDA075640R1 + 1SDA102377R1	XT4NU4250SFF000XXX	1SDA075645R1 + 1SDA102425R1

SACE XT4N (25 kA) Ekip Touch M-LSIG front terminals (F) – UL 100% rated

Size	Iu	Trip unit	In	Type	3 poles		4 poles	
					U.S. ordering code	Global reference number	U.S. ordering code	Global reference number
XT4	250	Ekip Touch M-LSIG	100	XT4N 250 Ekip Touch M-LSIG	XT4NQ3100SFF000XXX	1SDA075640R1 + 1SDA102376R1 + 1SDA076606R1	XT4NQ4100SFF000XXX	1SDA075645R1 + 1SDA102424R1 + 1SDA080701R1
					XT4NQ3150SFF000XXX	1SDA075640R1 + 1SDA102374R1 + 1SDA076606R1	XT4NQ4150SFF000XXX	1SDA075645R1 + 1SDA102422R1 + 1SDA080701R1
					XT4NQ3225SFF000XXX	1SDA075640R1 + 1SDA102375R1 + 1SDA076606R1	XT4NQ4225SFF000XXX	1SDA075645R1 + 1SDA102423R1 + 1SDA080701R1
					XT4NQ3250SFF000XXX	1SDA075640R1 + 1SDA102377R1 + 1SDA076606R1	XT4NQ4250SFF000XXX	1SDA075645R1 + 1SDA102425R1 + 1SDA080701R1

Ordering codes for XT4

Circuit breakers



XT4 – circuit breaker

SACE XT4S (35 kA) TMF/TMA front terminals (F)

Size	Iu	Trip unit	In	Type	3 poles		4 poles	
					U.S. ordering code	Global reference number	U.S. ordering code	Global reference number
XT4	250	TMF	25	XT4S 250 TMF 25-400	XT4SU3025AFF000XXX	1SDA075188R1	XT4SU4025AFF000XXX	1SDA075205R1
			30	XT4S 250 TMF 30-400	XT4SU3030AFF000XXX	1SDA075189R1	XT4SU4030AFF000XXX	1SDA075206R1
			35	XT4S 250 TMF 35-400	XT4SU3035AFF000XXX	1SDA075190R1	XT4SU4035AFF000XXX	1SDA075208R1
			40	XT4S 250 TMF 40-400	XT4SU3040AFF000XXX	1SDA075191R1	XT4SU4040AFF000XXX	1SDA075209R1
			50	XT4S 250 TMF 50-500	XT4SU3050AFF000XXX	1SDA075192R1	XT4SU4050AFF000XXX	1SDA075210R1
			60	XT4S 250 TMF 60-600	XT4SU3060AFF000XXX	1SDA075193R1	XT4SU4060AFF000XXX	1SDA075211R1
			70	XT4S 250 TMF 70-700	XT4SU3070AFF000XXX	1SDA075194R1	XT4SU4070AFF000XXX	1SDA075212R1
			80	XT4S 250 TMF 80-800	XT4SU3080AFF000XXX	1SDA080148R1	-	-
			90	XT4S 250 TMF 90-900	XT4SU3090AFF000XXX	1SDA080149R1	-	-
			100	XT4S 250 TMF 100-1000	XT4SU3100AFF000XXX	1SDA080140R1	-	-
			110	XT4S 250 TMF 110-1100	XT4SU3110AFF000XXX	1SDA080141R1	-	-
			125	XT4S 250 TMF 125-1250	XT4SU3125AFF000XXX	1SDA080142R1	-	-
			150	XT4S 250 TMF 150-1500	XT4SU3150AFF000XXX	1SDA080143R1	-	-
			175	XT4S 250 TMF 175-1750	XT4SU3175AFF000XXX	1SDA080144R1	-	-
			200	XT4S 250 TMF 200-2000	XT4SU3200AFF000XXX	1SDA080145R1	-	-
			225	XT4S 250 TMF 225-2250	XT4SU3225AFF000XXX	1SDA080146R1	-	-
250	XT4S 250 TMF 250-2500	XT4SU3250AFF000XXX	1SDA080147R1	-	-			

Ordering codes for XT4

Circuit breakers



XT4 – circuit breaker

SACE XT4S (35 kA) TMF/TMA front terminals (F)

Size	Iu	Trip unit	In	Type	3 poles		4 poles	
					U.S. ordering code	Global reference number	U.S. ordering code	Global reference number
XT4	250	TMA	80	XT4S 250 TMA	XT4SU3080BFF000XXX	1SDA075195R1	XT4SU4080BFF000XXX	1SDA075213R1
			80-800					
			90	XT4S 250 TMA	XT4SU3090BFF000XXX	1SDA075196R1	XT4SU4090BFF000XXX	1SDA075214R1
			90-900					
			100	XT4S 250 TMA	XT4SU3100BFF000XXX	1SDA075197R1	XT4SU4100BFF000XXX	1SDA075215R1
			100-1000					
			110	XT4S 250 TMA	XT4SU3110BFF000XXX	1SDA075198R1	XT4SU4110BFF000XXX	1SDA075216R1
			110-1100					
			125	XT4S 250 TMA	XT4SU3125BFF000XXX	1SDA075199R1	XT4SU4125BFF000XXX	1SDA075217R1
			125-1250					
150	XT4S 250 TMA	XT4SU3150BFF000XXX	1SDA075200R1	XT4SU4150BFF000XXX	1SDA075218R1			
150-1500								
175	XT4S 250 TMA	XT4SU3175BFF000XXX	1SDA075201R1	XT4SU4175BFF000XXX	1SDA075219R1			
175-1750								
200	XT4S 250 TMA	XT4SU3200BFF000XXX	1SDA075202R1	XT4SU4200BFF000XXX	1SDA075220R1			
200-2000								
225	XT4S 250 TMA	XT4SU3225BFF000XXX	1SDA075203R1	XT4SU4225BFF000XXX	1SDA075221R1			
225-2250								
250	XT4S 250 TMA	XT4SU3250BFF000XXX	1SDA075204R1	XT4SU4250BFF000XXX	1SDA075222R1			
250-2500								

Ordering codes for XT4

Circuit breakers



XT4 – circuit breaker

SACE XT4S (35 kA) TMF/TMA front terminals (F) – UL 100% rated

Size	lu	Trip unit	In	Type	3 poles		4 poles	
					U.S. ordering code	Global reference number	U.S. ordering code	Global reference number
XT4	250	TMF	25	XT4S 250 TMF 25-400	XT4SQ3025AFF000XXX	1SDA075188R1 + 1SDA076606R1	XT4SQ4025AFF000XXX	1SDA075205R1 + 1SDA080701R1
			30	XT4S 250 TMF 30-400	XT4SQ3030AFF000XXX	1SDA075189R1 + 1SDA076606R1	XT4SQ4030AFF000XXX	1SDA075206R1 + 1SDA080701R1
			35	XT4S 250 TMF 35-400	XT4SQ3035AFF000XXX	1SDA075190R1 + 1SDA076606R1	XT4SQ4035AFF000XXX	1SDA075208R1 + 1SDA080701R1
			40	XT4S 250 TMF 40-400	XT4SQ3040AFF000XXX	1SDA075191R1 + 1SDA076606R1	XT4SQ4040AFF000XXX	1SDA075209R1 + 1SDA080701R1
			50	XT4S 250 TMF 50-500	XT4SQ3050AFF000XXX	1SDA075192R1 + 1SDA076606R1	XT4SQ4050AFF000XXX	1SDA075210R1 + 1SDA080701R1
			60	XT4S 250 TMF 60-600	XT4SQ3060AFF000XXX	1SDA075193R1 + 1SDA076606R1	XT4SQ4060AFF000XXX	1SDA075211R1 + 1SDA080701R1
			70	XT4S 250 TMF 70-700	XT4SQ3070AFF000XXX	1SDA075194R1 + 1SDA076606R1	XT4SQ4070AFF000XXX	1SDA075212R1 + 1SDA080701R1
			80	XT4S 250 TMF 80-800	XT4SQ3080AFF000XXX	1SDA080148R1 + 1SDA076606R1	–	–
			90	XT4S 250 TMF 90-900	XT4SQ3090AFF000XXX	1SDA080149R1 + 1SDA076606R1	–	–
			100	XT4S 250 TMF 100-10	XT4SQ3100AFF000XXX	1SDA080140R1 + 1SDA076606R1	–	–
			110	XT4S 250 TMF 110-11	XT4SQ3110AFF000XXX	1SDA080141R1 + 1SDA076606R1	–	–
			125	XT4S 250 TMF 125-12	XT4SQ3125AFF000XXX	1SDA080142R1 + 1SDA076606R1	–	–
			150	XT4S 250 TMF 150-15	XT4SQ3150AFF000XXX	1SDA080143R1 + 1SDA076606R1	–	–
			175	XT4S 250 TMF 175-17	XT4SQ3175AFF000XXX	1SDA080144R1 + 1SDA076606R1	–	–
			200	XT4S 250 TMF 200-20	XT4SQ3200AFF000XXX	1SDA080145R1 + 1SDA076606R1	–	–
			225	XT4S 250 TMF 225-22	XT4SQ3225AFF000XXX	1SDA080146R1 + 1SDA076606R1	–	–
			250	XT4S 250 TMF 250-25	XT4SQ3250AFF000XXX	1SDA080147R1 + 1SDA076606R1	–	–

Ordering codes for XT4

Circuit breakers



XT4 – circuit breaker

SACE XT4S (35 kA) TMF/TMA front terminals (F) – UL 100% rated

Size	lu	Trip unit	In	Type	3 poles		4 poles	
					U.S. ordering code	Global reference number	U.S. ordering code	Global reference number
XT4	250	TMA	80	XT4S 250 TMA 80	XT4SQ3080BFF000XXX	1SDA075195R1 + 1SDA076606R1	XT4SQ4080BFF000XXX	1SDA075213R1 + 1SDA080701R1
			90	XT4S 250 TMA 90	XT4SQ3090BFF000XXX	1SDA075196R1 + 1SDA076606R1	XT4SQ4090BFF000XXX	1SDA075214R1 + 1SDA080701R1
			100	XT4S 250 TMA 100	XT4SQ3100BFF000XXX	1SDA075197R1 + 1SDA076606R1	XT4SQ4100BFF000XXX	1SDA075215R1 + 1SDA080701R1
			110	XT4S 250 TMA 110	XT4SQ3110BFF000XXX	1SDA075198R1 + 1SDA076606R1	XT4SQ4110BFF000XXX	1SDA075216R1 + 1SDA080701R1
			125	XT4S 250 TMA 125	XT4SQ3125BFF000XXX	1SDA075199R1 + 1SDA076606R1	XT4SQ4125BFF000XXX	1SDA075217R1 + 1SDA080701R1
			150	XT4S 250 TMA 150	XT4SQ3150BFF000XXX	1SDA075200R1 + 1SDA076606R1	XT4SQ4150BFF000XXX	1SDA075218R1 + 1SDA080701R1
			175	XT4S 250 TMA 175	XT4SQ3175BFF000XXX	1SDA075201R1 + 1SDA076606R1	XT4SQ4175BFF000XXX	1SDA075219R1 + 1SDA080701R1
			200	XT4S 250 TMA 200	XT4SQ3200BFF000XXX	1SDA075202R1 + 1SDA076606R1	XT4SQ4200BFF000XXX	1SDA075220R1 + 1SDA080701R1
			225	XT4S 250 TMA 225	XT4SQ3225BFF000XXX	1SDA075203R1 + 1SDA076606R1	XT4SQ4225BFF000XXX	1SDA075221R1 + 1SDA080701R1
			250	XT4S 250 TMA 250	XT4SQ3250BFF000XXX	1SDA075204R1 + 1SDA076606R1	XT4SQ4250BFF000XXX	1SDA075222R1 + 1SDA080701R1

SACE XT4S (35 kA) Ekip Dip LS/I front terminals (F)

Size	lu	Trip unit	In	Type	3 poles		4 poles	
					U.S. ordering code	Global reference number	U.S. ordering code	Global reference number
XT4	250	Ekip Dip LS/I	40	XT4S 250 Ekip LS/I In = 40 A	XT4SU3040EFF000XXX	1SDA075370R1	XT4SU4040EFF000XXX	1SDA075376R1
			60	XT4S 250 Ekip LS/I In = 60 A	XT4SU3060EFF000XXX	1SDA075371R1	XT4SU4060EFF000XXX	1SDA075377R1
			100	XT4S 250 Ekip LS/I In = 100 A	XT4SU3100EFF000XXX	1SDA075372R1	XT4SU4100EFF000XXX	1SDA075378R1
			150	XT4S 250 Ekip LS/I In = 150 A	XT4SU3150EFF000XXX	1SDA075373R1	XT4SU4150EFF000XXX	1SDA075379R1
			225	XT4S 250 Ekip LS/I In = 225 A	XT4SU3225EFF000XXX	1SDA075374R1	XT4SU4225EFF000XXX	1SDA075380R1
			250	XT4S 250 Ekip LS/I In = 250 A	XT4SU3250EFF000XXX	1SDA075375R1	XT4SU4250EFF000XXX	1SDA075381R1

Ordering codes for XT4

Circuit breakers



XT4 – circuit breaker

SACE XT4S (35 kA) Ekip Dip LS/I front terminals (F) – UL 100% rated

Size	Iu	Trip unit	In	Type	3 poles		4 poles	
					U.S. ordering code	Global reference number	U.S. ordering code	Global reference number
XT4	250	Ekip Dip LS/I	40	XT4S 250 Ekip LS/I	XT4SQ3040EFF000XXX	1SDA075370R1 + 1SDA076606R1	XT4SQ4040EFF000XXX	1SDA075376R1 + 1SDA080701R1
			60	XT4S 250 Ekip LS/I	XT4SQ3060EFF000XXX	1SDA075371R1 + 1SDA076606R1	XT4SQ4060EFF000XXX	1SDA075377R1 + 1SDA080701R1
			100	XT4S 250 Ekip LS/I	XT4SQ3100EFF000XXX	1SDA075372R1 + 1SDA076606R1	XT4SQ4100EFF000XXX	1SDA075378R1 + 1SDA080701R1
			150	XT4S 250 Ekip LS/I	XT4SQ3150EFF000XXX	1SDA075373R1 + 1SDA076606R1	XT4SQ4150EFF000XXX	1SDA075379R1 + 1SDA080701R1
			225	XT4S 250 Ekip LS/I	XT4SQ3225EFF000XXX	1SDA075374R1 + 1SDA076606R1	XT4SQ4225EFF000XXX	1SDA075380R1 + 1SDA080701R1
			250	XT4S 250 Ekip LS/I	XT4SQ3250EFF000XXX	1SDA075375R1 + 1SDA076606R1	XT4SQ4250EFF000XXX	1SDA075381R1 + 1SDA080701R1

SACE XT4S (35 kA) Ekip Dip LSI front terminals (F)

Size	Iu	Trip unit	In	Type	3 poles		4 poles	
					U.S. ordering code	Global reference number	U.S. ordering code	Global reference number
XT4	250	Ekip Dip LSI	40	XT4S 250 Ekip LSI In = 40 A	XT4SU3040FFF000XXX	1SDA075430R1	XT4SU4040FFF000XXX	1SDA075436R1
			60	XT4S 250 Ekip LSI In = 60 A	XT4SU3060FFF000XXX	1SDA075431R1	XT4SU4060FFF000XXX	1SDA075437R1
			100	XT4S 250 Ekip LSI In = 100 A	XT4SU3100FFF000XXX	1SDA075432R1	XT4SU4100FFF000XXX	1SDA075438R1
			150	XT4S 250 Ekip LSI In = 150 A	XT4SU3150FFF000XXX	1SDA075433R1	XT4SU4150FFF000XXX	1SDA075439R1
			225	XT4S 250 Ekip LSI In = 225 A	XT4SU3225FFF000XXX	1SDA075434R1	XT4SU4225FFF000XXX	1SDA075440R1
			250	XT4S 250 Ekip LSI In = 250 A	XT4SU3250FFF000XXX	1SDA075435R1	XT4SU4250FFF000XXX	1SDA075441R1

Ordering codes for XT4

Circuit breakers



XT4 – circuit breaker

SACE XT4S (35 kA) Ekip Dip LSI front terminals (F) – UL 100% rated

Size	lu	Trip unit	In	Type	3 poles		4 poles	
					U.S. ordering code	Global reference number	U.S. ordering code	Global reference number
XT4	250	Ekip Dip LSI	40	XT4S 250 Ekip LSI	XT4SQ3040FFF000XXX	1SDA075430R1 + 1SDA076606R1	XT4SQ4040FFF000XXX	1SDA075436R1 + 1SDA080701R1
			60	XT4S 250 Ekip LSI	XT4SQ3060FFF000XXX	1SDA075431R1 + 1SDA076606R1	XT4SQ4060FFF000XXX	1SDA075437R1 + 1SDA080701R1
			100	XT4S 250 Ekip LSI	XT4SQ3100FFF000XXX	1SDA075432R1 + 1SDA076606R1	XT4SQ4100FFF000XXX	1SDA075438R1 + 1SDA080701R1
			150	XT4S 250 Ekip LSI	XT4SQ3150FFF000XXX	1SDA075433R1 + 1SDA076606R1	XT4SQ4150FFF000XXX	1SDA075439R1 + 1SDA080701R1
			225	XT4S 250 Ekip LSI	XT4SQ3225FFF000XXX	1SDA075434R1 + 1SDA076606R1	XT4SQ4225FFF000XXX	1SDA075440R1 + 1SDA080701R1
			250	XT4S 250 Ekip LSI	XT4SQ3250FFF000XXX	1SDA075435R1 + 1SDA076606R1	XT4SQ4250FFF000XXX	1SDA075441R1 + 1SDA080701R1

SACE XT4S (35 kA) Ekip Dip LSIG front terminals (F)

Size	lu	Trip unit	In	Type	3 poles		4 poles	
					U.S. ordering code	Global reference number	U.S. ordering code	Global reference number
XT4	250	Ekip Dip LSIG	40	XT4S 250 Ekip LSIG In = 40 A	XT4SU3040GFF000XXX	1SDA075490R1	XT4SU4040GFF000XXX	1SDA075496R1
			60	XT4S 250 Ekip LSIG In = 60 A	XT4SU3060GFF000XXX	1SDA075491R1	XT4SU4060GFF000XXX	1SDA075497R1
			100	XT4S 250 Ekip LSIG In = 100 A	XT4SU3100GFF000XXX	1SDA075492R1	XT4SU4100GFF000XXX	1SDA075498R1
			150	XT4S 250 Ekip LSIG In = 150 A	XT4SU3150GFF000XXX	1SDA075493R1	XT4SU4150GFF000XXX	1SDA075499R1
			225	XT4S 250 Ekip LSIG In = 225 A	XT4SU3225GFF000XXX	1SDA075494R1	XT4SU4225GFF000XXX	1SDA075500R1
			250	XT4S 250 Ekip LSIG In = 250 A	XT4SU3250GFF000XXX	1SDA075495R1	XT4SU4250GFF000XXX	1SDA075501R1

Ordering codes for XT4

Circuit breakers



XT4 – circuit breaker

SACE XT4S (35 kA) Ekip Dip LSIG front terminals (F) – UL 100% rated

Size	lu	Trip unit	In	Type	3 poles		4 poles	
					U.S. ordering code	Global reference number	U.S. ordering code	Global reference number
XT4	250	Ekip Dip LSIG	40	XT4S 250 Ekip LSIG	XT4SQ3040GFF000XXX	1SDA075490R1 + 1SDA076606R1	XT4SQ4040GFF000XXX	1SDA075496R1 + 1SDA080701R1
			60	XT4S 250 Ekip LSIG	XT4SQ3060GFF000XXX	1SDA075491R1 + 1SDA076606R1	XT4SQ4060GFF000XXX	1SDA075497R1 + 1SDA080701R1
			100	XT4S 250 Ekip LSIG	XT4SQ3100GFF000XXX	1SDA075492R1 + 1SDA076606R1	XT4SQ4100GFF000XXX	1SDA075498R1 + 1SDA080701R1
			150	XT4S 250 Ekip LSIG	XT4SQ3150GFF000XXX	1SDA075493R1 + 1SDA076606R1	XT4SQ4150GFF000XXX	1SDA075499R1 + 1SDA080701R1
			225	XT4S 250 Ekip LSIG	XT4SQ3225GFF000XXX	1SDA075494R1 + 1SDA076606R1	XT4SQ4225GFF000XXX	1SDA075500R1 + 1SDA080701R1
			250	XT4S 250 Ekip LSIG	XT4SQ3250GFF000XXX	1SDA075495R1 + 1SDA076606R1	XT4SQ4250GFF000XXX	1SDA075501R1 + 1SDA080701R1

SACE XT4S (35 kA) Ekip Dip LIG front terminals (F)

Size	lu	Trip unit	In	Type	3 poles		4 poles	
					U.S. ordering code	Global reference number	U.S. ordering code	Global reference number
XT4	250	Ekip Dip LIG	40	XT4S 250 Ekip Dip LIG In = 40 A	XT4SU3040CFF000XXX	1SDA102266R1	XT4SU4040CFF000XXX	1SDA102326R1
			60	XT4S 250 Ekip Dip LIG In = 60 A	XT4SU3060CFF000XXX	1SDA102267R1	XT4SU4060CFF000XXX	1SDA102327R1
			100	XT4S 250 Ekip Dip LIG In = 100 A	XT4SU3100CFF000XXX	1SDA102268R1	XT4SU4100CFF000XXX	1SDA102328R1
			150	XT4S 250 Ekip Dip LIG In = 150 A	XT4SU3150CFF000XXX	1SDA102269R1	XT4SU4150CFF000XXX	1SDA102329R1
			225	XT4S 250 Ekip Dip LIG In = 225 A	XT4SU3225CFF000XXX	1SDA102265R1	XT4SU4225CFF000XXX	1SDA102325R1
			250	XT4S 250 Ekip Dip LIG In = 250 A	XT4SU3250CFF000XXX	1SDA102270R1	XT4SU4250CFF000XXX	1SDA102330R1

Ordering codes for XT4

Circuit breakers



XT4 – circuit breaker

SACE XT4S (35 kA) Ekip Dip LIG front terminals (F) – UL 100% rated

Size	lu	Trip unit	In	Type	3 poles		4 poles	
					U.S. ordering code	Global reference number	U.S. ordering code	Global reference number
XT4	250	Ekip Dip LIG	40	XT4S 250 Ekip LIG	XT4SQ3040CFF000XXX	1SDA102266R1 + 1SDA076606R1	XT4SQ4040CFF000XXX	1SDA102326R1 + 1SDA080701R1
			60	XT4S 250 Ekip LIG	XT4SQ3060CFF000XXX	1SDA102267R1 + 1SDA076606R1	XT4SQ4060CFF000XXX	1SDA102327R1 + 1SDA080701R1
			100	XT4S 250 Ekip LIG	XT4SQ3100CFF000XXX	1SDA102268R1 + 1SDA076606R1	XT4SQ4100CFF000XXX	1SDA102328R1 + 1SDA080701R1
			150	XT4S 250 Ekip LIG	XT4SQ3150CFF000XXX	1SDA102269R1 + 1SDA076606R1	XT4SQ4150CFF000XXX	1SDA102329R1 + 1SDA080701R1
			225	XT4S 250 Ekip LIG	XT4SQ3225CFF000XXX	1SDA102265R1 + 1SDA076606R1	XT4SQ4225CFF000XXX	1SDA102325R1 + 1SDA080701R1
			250	XT4S 250 Ekip LIG	XT4SQ3250CFF000XXX	1SDA102270R1 + 1SDA076606R1	XT4SQ4250CFF000XXX	1SDA102330R1 + 1SDA080701R1

SACE XT4S (35 kA) Ekip Touch LSI front terminals (F)

Size	lu	Trip unit	In	Type	3 poles		4 poles	
					U.S. ordering code	Global reference number	U.S. ordering code	Global reference number
XT4	250	Ekip Touch LSI	100	XT4S 250 Ekip Touch LSI	XT4SU3100PFF000XXX	1SDA075641R1 + 1SDA102364R1	XT4SU4100PFF000XXX	1SDA075646R1 + 1SDA102412R1
			150	XT4S 250 Ekip Touch LSI	XT4SU3150PFF000XXX	1SDA075641R1 + 1SDA102362R1	XT4SU4150PFF000XXX	1SDA075646R1 + 1SDA102410R1
			225	XT4S 250 Ekip Touch LSI	XT4SU3225PFF000XXX	1SDA075641R1 + 1SDA102363R1	XT4SU4225PFF000XXX	1SDA075646R1 + 1SDA102411R1
			250	XT4S 250 Ekip Touch LSI	XT4SU3250PFF000XXX	1SDA075641R1 + 1SDA102365R1	XT4SU4250PFF000XXX	1SDA075646R1 + 1SDA102413R1

Ordering codes for XT4

Circuit breakers



XT4 – circuit breaker

SACE XT4S (35 kA) Ekip Touch LSI front terminals (F) – UL 100% rated

Size	lu	Trip unit	In	Type	3 poles		4 poles	
					U.S. ordering code	Global reference number	U.S. ordering code	Global reference number
XT4	250	Ekip Touch LSI	100	XT4S 250 Ekip Touch LSI	XT4SQ3100PFF000XXX	1SDA075641R1 + 1SDA102364R1 + 1SDA076606R1	XT4SQ4100PFF000XXX	1SDA075646R1 + 1SDA102412R1 + 1SDA080701R1
					XT4SQ3150PFF000XXX	1SDA075641R1 + 1SDA102362R1 + 1SDA076606R1	XT4SQ4150PFF000XXX	1SDA075646R1 + 1SDA102410R1 + 1SDA080701R1
					XT4SQ3225PFF000XXX	1SDA075641R1 + 1SDA102363R1 + 1SDA076606R1	XT4SQ4225PFF000XXX	1SDA075646R1 + 1SDA102411R1 + 1SDA080701R1
					XT4SQ3250PFF000XXX	1SDA075641R1 + 1SDA102365R1 + 1SDA076606R1	XT4SQ4250PFF000XXX	1SDA075646R1 + 1SDA102413R1 + 1SDA080701R1

SACE XT4S (35 kA) Ekip Touch LSI front terminals (F)

Size	lu	Trip unit	In	Type	3 poles		4 poles	
					U.S. ordering code	Global reference number	U.S. ordering code	Global reference number
XT4	250	Ekip Touch LSI	100	XT4S 250 Ekip Touch LSI	XT4SU3100QFF000XXX	1SDA075641R1 + 1SDA102368R1	XT4SU4100QFF000XXX	1SDA075646R1 + 1SDA102416R1
					XT4SU3150QFF000XXX	1SDA075641R1 + 1SDA102366R1	XT4SU4150QFF000XXX	1SDA075646R1 + 1SDA102414R1
					XT4SU3225QFF000XXX	1SDA075641R1 + 1SDA102367R1	XT4SU4225QFF000XXX	1SDA075646R1 + 1SDA102415R1
					XT4SU3250QFF000XXX	1SDA075641R1 + 1SDA102369R1	XT4SU4250QFF000XXX	1SDA075646R1 + 1SDA102417R1

SACE XT4S (35 kA) Ekip Touch LSI front terminals (F) – UL 100% rated

Size	lu	Trip unit	In	Type	3 poles		4 poles	
					U.S. ordering code	Global reference number	U.S. ordering code	Global reference number
XT4	250	Ekip Touch LSI	100	XT4S 250 Ekip Touch LSI	XT4SQ3100QFF000XXX	1SDA075641R1 + 1SDA102368R1 + 1SDA076606R1	XT4SQ4100QFF000XXX	1SDA075646R1 + 1SDA102416R1 + 1SDA080701R1
					XT4SQ3150QFF000XXX	1SDA075641R1 + 1SDA102366R1 + 1SDA076606R1	XT4SQ4150QFF000XXX	1SDA075646R1 + 1SDA102414R1 + 1SDA080701R1
					XT4SQ3225QFF000XXX	1SDA075641R1 + 1SDA102367R1 + 1SDA076606R1	XT4SQ4225QFF000XXX	1SDA075646R1 + 1SDA102415R1 + 1SDA080701R1
					XT4SQ3250QFF000XXX	1SDA075641R1 + 1SDA102369R1 + 1SDA076606R1	XT4SQ4250QFF000XXX	1SDA075646R1 + 1SDA102417R1 + 1SDA080701R1

Ordering codes for XT4

Circuit breakers



XT4 – circuit breaker

SACE XT4S (35 kA) Ekip Touch Measuring-LSI front terminals (F)

Size	Iu	Trip unit	In	Type	3 poles		4 poles	
					U.S. ordering code	Global reference number	U.S. ordering code	Global reference number
XT4	250	Ekip Touch M-LSI	100	XT4S 250 Ekip Touch M-LSI	XT4SU3100RFF000XXX	1SDA075641R1 + 1SDA102372R1	XT4SU4100RFF000XXX	1SDA075646R1 + 1SDA102420R1
					XT4SU3150RFF000XXX	1SDA075641R1 + 1SDA102370R1	XT4SU4150RFF000XXX	1SDA075646R1 + 1SDA102418R1
					XT4SU3225RFF000XXX	1SDA075641R1 + 1SDA102371R1	XT4SU4225RFF000XXX	1SDA075646R1 + 1SDA102419R1
					XT4SU3250RFF000XXX	1SDA075641R1 + 1SDA102373R1	XT4SU4250RFF000XXX	1SDA075646R1 + 1SDA102421R1

SACE XT4S (35 kA) Ekip Touch Measuring-LSI front terminals (F) – UL 100% rated

Size	Iu	Trip unit	In	Type	3 poles		4 poles	
					U.S. ordering code	Global reference number	U.S. ordering code	Global reference number
XT4	250	Ekip Touch M-LSI	100	XT4S 250 Ekip Touch M-LSI	XT4SQ3100RFF000XXX	1SDA075641R1 + 1SDA102372R1 + 1SDA076606R1	XT4SQ4100RFF000XXX	1SDA075646R1 + 1SDA102420R1 + 1SDA080701R1
					XT4SQ3150RFF000XXX	1SDA075641R1 + 1SDA102370R1 + 1SDA076606R1	XT4SQ4150RFF000XXX	1SDA075646R1 + 1SDA102418R1 + 1SDA080701R1
					XT4SQ3225RFF000XXX	1SDA075641R1 + 1SDA102371R1 + 1SDA076606R1	XT4SQ4225RFF000XXX	1SDA075646R1 + 1SDA102419R1 + 1SDA080701R1
					XT4SQ3250RFF000XXX	1SDA075641R1 + 1SDA102373R1 + 1SDA076606R1	XT4SQ4250RFF000XXX	1SDA075646R1 + 1SDA102421R1 + 1SDA080701R1

SACE XT4S (35 kA) Ekip Touch Measuring-LSIG front terminals (F)

Size	Iu	Trip unit	In	Type	3 poles		4 poles	
					U.S. ordering code	Global reference number	U.S. ordering code	Global reference number
XT4	250	Ekip Touch M-LSIG	100	XT4S 250 Ekip Touch M-LSIG	XT4SU3100SFF000XXX	1SDA075641R1 + 1SDA102376R1	XT4SU4100SFF000XXX	1SDA075646R1 + 1SDA102424R1
					XT4SU3150SFF000XXX	1SDA075641R1 + 1SDA102374R1	XT4SU4150SFF000XXX	1SDA075646R1 + 1SDA102422R1
					XT4SU3225SFF000XXX	1SDA075641R1 + 1SDA102375R1	XT4SU4225SFF000XXX	1SDA075646R1 + 1SDA102423R1
					XT4SU3250SFF000XXX	1SDA075641R1 + 1SDA102377R1	XT4SU4250SFF000XXX	1SDA075646R1 + 1SDA102425R1



XT4 – circuit breaker

Ordering codes for XT4

Circuit breakers



XT4 – circuit breaker

SACE XT4S (35 kA) Ekip Touch Measuring LSI front terminals (F) – UL 100% rated

Size	lu	Trip unit	In	Type	3 poles		4 poles	
					U.S. ordering code	Global reference number	U.S. ordering code	Global reference number
XT4	250	Ekip Touch M-LSIG	100	XT4S 250 Ekip Touch M-LSIG	XT4SQ3100SFF000XXX	1SDA075641R1 + 1SDA102376R1 + 1SDA076606R1	XT4SQ4100SFF000XXX	1SDA075646R1 + 1SDA102424R1 + 1SDA080701R1
					XT4SQ3150SFF000XXX	1SDA075641R1 + 1SDA102374R1 + 1SDA076606R1	XT4SQ4150SFF000XXX	1SDA075646R1 + 1SDA102422R1 + 1SDA080701R1
					XT4SQ3225SFF000XXX	1SDA075641R1 + 1SDA102375R1 + 1SDA076606R1	XT4SQ4225SFF000XXX	1SDA075646R1 + 1SDA102423R1 + 1SDA080701R1
					XT4SQ3250SFF000XXX	1SDA075641R1 + 1SDA102377R1 + 1SDA076606R1	XT4SQ4250SFF000XXX	1SDA075646R1 + 1SDA102425R1 + 1SDA080701R1

SACE XT4S (35 kA) Ekip Hi-Touch LSI front terminals (F)

Size	lu	Trip unit	In	Type	3 poles		4 poles	
					U.S. ordering code	Global reference number	U.S. ordering code	Global reference number
XT4	250	Ekip Hi-Touch LSI	100	XT4S 250 Ekip Hi-Touch LSI	XT4SU3100TFF000XXX	1SDA075641R1 + 1SDA102380R1	XT4SU4100TFF000XXX	1SDA075646R1 + 1SDA102428R1
					XT4SU3150TFF000XXX	1SDA075641R1 + 1SDA102378R1	XT4SU4150TFF000XXX	1SDA075646R1 + 1SDA102426R1
					XT4SU3225TFF000XXX	1SDA075641R1 + 1SDA102379R1	XT4SU4225TFF000XXX	1SDA075646R1 + 1SDA102427R1
					XT4SU3250TFF000XXX	1SDA075641R1 + 1SDA102381R1	XT4SU4250TFF000XXX	1SDA075646R1 + 1SDA102429R1

SACE XT4S (35 kA) Ekip Hi-Touch LSI front terminals (F) – UL 100% rated

Size	lu	Trip unit	In	Type	3 poles		4 poles	
					U.S. ordering code	Global reference number	U.S. ordering code	Global reference number
XT4	250	Ekip Hi-Touch LSI	100	XT4S 250 Ekip Hi-Touch LSI	XT4SQ3100TFF000XXX	1SDA075641R1 + 1SDA102380R1 + 1SDA076606R1	XT4SQ4100TFF000XXX	1SDA075646R1 + 1SDA102428R1 + 1SDA080701R1
					XT4SQ3150TFF000XXX	1SDA075641R1 + 1SDA102378R1 + 1SDA076606R1	XT4SQ4150TFF000XXX	1SDA075646R1 + 1SDA102426R1 + 1SDA080701R1
					XT4SQ3225TFF000XXX	1SDA075641R1 + 1SDA102379R1 + 1SDA076606R1	XT4SQ4225TFF000XXX	1SDA075646R1 + 1SDA102427R1 + 1SDA080701R1
					XT4SQ3250TFF000XXX	1SDA075641R1 + 1SDA102381R1 + 1SDA076606R1	XT4SQ4250TFF000XXX	1SDA075646R1 + 1SDA102429R1 + 1SDA080701R1

Ordering codes for XT4

Circuit breakers



XT4 – circuit breaker

SACE XT4S (35 kA) Ekip Hi-Touch LSIG front terminals (F)

Size	Iu	Trip unit	In	Type	3 poles		4 poles	
					U.S. ordering code	Global reference number	U.S. ordering code	Global reference number
XT4	250	Ekip Hi-Touch LSIG	100	XT4S 250 Ekip Hi-Touch LSIG	XT4SU3100UFF000XXX	1SDA075641R1 + 1SDA102384R1	XT4SU4100UFF000XXX	1SDA075646R1 + 1SDA102432R1
					XT4SU3150UFF000XXX	1SDA075641R1 + 1SDA102382R1	XT4SU4150UFF000XXX	1SDA075646R1 + 1SDA102430R1
					XT4SU3225UFF000XXX	1SDA075641R1 + 1SDA102383R1	XT4SU4225UFF000XXX	1SDA075646R1 + 1SDA102431R1
					XT4SU3250UFF000XXX	1SDA075641R1 + 1SDA102385R1	XT4SU4250UFF000XXX	1SDA075646R1 + 1SDA102433R1

SACE XT4S (35 kA) Ekip Hi-Touch LSIG front terminals (F) – UL 100% rated

Size	Iu	Trip unit	In	Type	3 poles		4 poles	
					U.S. ordering code	Global reference number	U.S. ordering code	Global reference number
XT4	250	Ekip Hi-Touch LSIG	100	XT4S 250 Ekip Hi-Touch LSIG	XT4SQ3100UFF000XXX	1SDA075641R1 + 1SDA102384R1 + 1SDA076606R1	XT4SQ4100UFF000XXX	1SDA075646R1 + 1SDA102432R1 + 1SDA080701R1
					XT4SQ3150UFF000XXX	1SDA075641R1 + 1SDA102382R1 + 1SDA076606R1	XT4SQ4150UFF000XXX	1SDA075646R1 + 1SDA102430R1 + 1SDA080701R1
					XT4SQ3225UFF000XXX	1SDA075641R1 + 1SDA102383R1 + 1SDA076606R1	XT4SQ4225UFF000XXX	1SDA075646R1 + 1SDA102431R1 + 1SDA080701R1
					XT4SQ3250UFF000XXX	1SDA075641R1 + 1SDA102385R1 + 1SDA076606R1	XT4SQ4250UFF000XXX	1SDA075646R1 + 1SDA102433R1 + 1SDA080701R1

Motor protection circuit breaker (MPCB)

SACE XT4S (35 kA) EkipM Touch LRIU front terminals (F) – UL 100% rated

Size	Iu	Trip unit	In	Type	3 poles	
					U.S. ordering code	Global reference number
XT4	250	EkipM Touch LRIU	100	XT4S 250 EkipM Touch LRIU	XT4SQ3100WFF000XXX	1SDA102271R1 + 1SDA076606R1
					XT4SQ3150WFF000XXX	1SDA102272R1 + 1SDA076606R1
					XT4SQ3225WFF000XXX	1SDA102273R1 + 1SDA076606R1



XT4 – circuit breaker

Ordering codes for XT4

Circuit breakers



XT4 – circuit breaker

Distribution circuit breakers

SACE XT4H (65 kA) Ekip TMF/TMA front terminals (F)

Size	lu	Trip unit	In	Type	3 poles		4 poles	
					U.S. ordering code	Global reference number	U.S. ordering code	Global reference number
XT4	250	TMF	25	XT4H 250 TMF 25-400	XT4HU3025AFF000XXX	1SDA075223R1	XT4HU4025AFF000XXX	1SDA075240R1
			30	XT4H 250 TMF 30-400	XT4HU3030AFF000XXX	1SDA075224R1	XT4HU4030AFF000XXX	1SDA075241R1
			35	XT4H 250 TMF 35-400	XT4HU3035AFF000XXX	1SDA075225R1	XT4HU4035AFF000XXX	1SDA075242R1
			40	XT4H 250 TMF 40-400	XT4HU3040AFF000XXX	1SDA075226R1	XT4HU4040AFF000XXX	1SDA075243R1
			50	XT4H 250 TMF 50-500	XT4HU3050AFF000XXX	1SDA075227R1	XT4HU4050AFF000XXX	1SDA075244R1
			60	XT4H 250 TMF 60-600	XT4HU3060AFF000XXX	1SDA075228R1	XT4HU4060AFF000XXX	1SDA075245R1
			70	XT4H 250 TMF 70-700	XT4HU3070AFF000XXX	1SDA075229R1	XT4HU4070AFF000XXX	1SDA075246R1
			80	XT4H 250 TMF 80-800	XT4HU3080AFF000XXX	1SDA080085R1	-	-
			90	XT4H 250 TMF 90-900	XT4HU3090AFF000XXX	1SDA080086R1	-	-
			100	XT4H 250 TMF 100-1000	XT4HU3100AFF000XXX	1SDA080077R1	-	-
			110	XT4H 250 TMF 110-1100	XT4HU3110AFF000XXX	1SDA080078R1	-	-
			125	XT4H 250 TMF 125-1250	XT4HU3125AFF000XXX	1SDA080079R1	-	-
			150	XT4H 250 TMF 150-1500	XT4HU3150AFF000XXX	1SDA080080R1	-	-
			175	XT4H 250 TMF 175-1750	XT4HU3175AFF000XXX	1SDA080081R1	-	-
			200	XT4H 250 TMF 200-2000	XT4HU3200AFF000XXX	1SDA080082R1	-	-
			225	XT4H 250 TMF 225-2250	XT4HU3225AFF000XXX	1SDA080083R1	-	-
			250	XT4H 250 TMF 250-2500	XT4HU3250AFF000XXX	1SDA080084R1	-	-

Ordering codes for XT4

Circuit breakers



XT4 – circuit breaker

SACE XT4H (65 kA) Ekip TMF/TMA front terminals (F)

Size	lu	Trip unit	In	Type	3 poles		4 poles	
					U.S. ordering code	Global reference number	U.S. ordering code	Global reference number
XT4	250	TMA	80	XT4H 250 TMA 80-800	XT4HU3080BFF000XXX	1SDA075230R1	XT4HU4080BFF000XXX	1SDA075247R1
			90	XT4H 250 TMA 90-900	XT4HU3090BFF000XXX	1SDA075231R1	XT4HU4090BFF000XXX	1SDA075248R1
			100	XT4H 250 TMA 100-1000	XT4HU3100BFF000XXX	1SDA075232R1	XT4HU4100BFF000XXX	1SDA075249R1
			110	XT4H 250 TMA 110-1100	XT4HU3110BFF000XXX	1SDA075233R1	XT4HU4110BFF000XXX	1SDA075250R1
			125	XT4H 250 TMA 125-1250	XT4HU3125BFF000XXX	1SDA075234R1	XT4HU4125BFF000XXX	1SDA075251R1
			150	XT4H 250 TMA 150-1500	XT4HU3150BFF000XXX	1SDA075235R1	XT4HU4150BFF000XXX	1SDA075252R1
			175	XT4H 250 TMA 175-1750	XT4HU3175BFF000XXX	1SDA075236R1	XT4HU4175BFF000XXX	1SDA075253R1
			200	XT4H 250 TMA 200-2000	XT4HU3200BFF000XXX	1SDA075237R1	XT4HU4200BFF000XXX	1SDA075254R1
			225	XT4H 250 TMA 225-2250	XT4HU3225BFF000XXX	1SDA075238R1	XT4HU4225BFF000XXX	1SDA075255R1
			250	XT4H 250 TMA 250-2500	XT4HU3250BFF000XXX	1SDA075239R1	XT4HU4250BFF000XXX	1SDA075256R1

Ordering codes for XT4

Circuit breakers



XT4 – circuit breaker

SACE XT4H (65 kA) Ekip TMF/TMA front terminals (F) – UL 100% rated

Size	lu	Trip unit	In	Type	3 poles		4 poles	
					U.S. ordering code	Global reference number	U.S. ordering code	Global reference number
XT4	250	TMF	25	XT4H 250 TMF	XT4HQ3025AFF000XXX	1SDA075223R1 + 1SDA076606R1	XT4HQ4025AFF000XXX	1SDA075240R1 + 1SDA080701R1
					XT4HQ3030AFF000XXX	1SDA075224R1 + 1SDA076606R1	XT4HQ4030AFF000XXX	1SDA075241R1 + 1SDA080701R1
					XT4HQ3035AFF000XXX	1SDA075225R1 + 1SDA076606R1	XT4HQ4035AFF000XXX	1SDA075242R1 + 1SDA080701R1
					XT4HQ3040AFF000XXX	1SDA075226R1 + 1SDA076606R1	XT4HQ4040AFF000XXX	1SDA075243R1 + 1SDA080701R1
					XT4HQ3050AFF000XXX	1SDA075227R1 + 1SDA076606R1	XT4HQ4050AFF000XXX	1SDA075244R1 + 1SDA080701R1
					XT4HQ3060AFF000XXX	1SDA075228R1 + 1SDA076606R1	XT4HQ4060AFF000XXX	1SDA075245R1 + 1SDA080701R1
					XT4HQ3070AFF000XXX	1SDA075229R1 + 1SDA076606R1	XT4HQ4070AFF000XXX	1SDA075246R1 + 1SDA080701R1
					XT4HQ3080AFF000XXX	1SDA080085R1 + 1SDA076606R1	XT4HQ3080BFF000XXX	1SDA075230R1 + 1SDA076606R1
					XT4HQ3090AFF000XXX	1SDA080086R1 + 1SDA076606R1	XT4HQ3090BFF000XXX	1SDA075231R1 + 1SDA076606R1
					XT4HQ3100AFF000XXX	1SDA080077R1 + 1SDA076606R1	XT4HQ3100BFF000XXX	1SDA075232R1 + 1SDA076606R1
					XT4HQ3110AFF000XXX	1SDA080078R1 + 1SDA076606R1	XT4HQ3110BFF000XXX	1SDA075233R1 + 1SDA076606R1
					XT4HQ3125AFF000XXX	1SDA080079R1 + 1SDA076606R1	XT4HQ3125BFF000XXX	1SDA075234R1 + 1SDA076606R1
					XT4HQ3150AFF000XXX	1SDA080080R1 + 1SDA076606R1	XT4HQ3150BFF000XXX	1SDA075235R1 + 1SDA076606R1
					XT4HQ3175AFF000XXX	1SDA080081R1 + 1SDA076606R1	XT4HQ3175BFF000XXX	1SDA075236R1 + 1SDA076606R1
					XT4HQ3200AFF000XXX	1SDA080082R1 + 1SDA076606R1	XT4HQ3200BFF000XXX	1SDA075237R1 + 1SDA076606R1
					XT4HQ3225AFF000XXX	1SDA080083R1 + 1SDA076606R1	XT4HQ3225BFF000XXX	1SDA075238R1 + 1SDA076606R1
XT4HQ3250AFF000XXX	1SDA080084R1 + 1SDA076606R1	XT4HQ3250BFF000XXX	1SDA075239R1 + 1SDA076606R1					

Ordering codes for XT4

Circuit breakers



XT4 – circuit breaker

SACE XT4H (65 kA) Ekip TMF/TMA front terminals (F) – UL 100% rated

Size	lu	Trip unit	In	Type	3 poles		4 poles	
					U.S. ordering code	Global reference number	U.S. ordering code	Global reference number
XT4	250	TMA	80	XT4H 250 TMA	–	–	XT4HQ4080BFF000XXX	1SDA075247R1 + 1SDA080701R1
					–	–	XT4HQ4090BFF000XXX	1SDA075248R1 + 1SDA080701R1
					–	–	XT4HQ4100BFF000XXX	1SDA075249R1 + 1SDA080701R1
					–	–	XT4HQ4110BFF000XXX	1SDA075250R1 + 1SDA080701R1
					–	–	XT4HQ4125BFF000XXX	1SDA075251R1 + 1SDA080701R1
					–	–	XT4HQ4150BFF000XXX	1SDA075252R1 + 1SDA080701R1
					–	–	XT4HQ4175BFF000XXX	1SDA075253R1 + 1SDA080701R1
					–	–	XT4HQ4200BFF000XXX	1SDA075254R1 + 1SDA080701R1
					–	–	XT4HQ4225BFF000XXX	1SDA075255R1 + 1SDA080701R1
					–	–	XT4HQ4250BFF000XXX	1SDA075256R1 + 1SDA080701R1

SACE XT4H (65 kA) Ekip Dip LS/I front terminals (F)

Size	lu	Trip unit	In	Type	3 poles		4 poles	
					U.S. ordering code	Global reference number	U.S. ordering code	Global reference number
XT4	250	Ekip Dip LS/I	40	XT4H 250 Ekip LS/I In = 40 A	XT4HU3040EFF000XXX	1SDA075394R1	XT4HU4040EFF000XXX	1SDA075400R1
					XT4HU3060EFF000XXX	1SDA075395R1	XT4HU4060EFF000XXX	1SDA075401R1
					XT4HU3100EFF000XXX	1SDA075396R1	XT4HU4100EFF000XXX	1SDA075402R1
					XT4HU3150EFF000XXX	1SDA075397R1	XT4HU4150EFF000XXX	1SDA075403R1
					XT4HU3225EFF000XXX	1SDA075398R1	XT4HU4225EFF000XXX	1SDA075404R1
					XT4HU3250EFF000XXX	1SDA075399R1	XT4HU4250EFF000XXX	1SDA075405R1

Ordering codes for XT4

Circuit breakers



XT4 – circuit breaker

SACE XT4H (65 kA) Ekip Dip LS/I front terminals (F) – UL 100% rated

Size lu	Trip unit	In	Type	3 poles		4 poles	
				U.S. ordering code	Global reference number	U.S. ordering code	Global reference number
XT4 250	Ekip Dip LS/I	40	XT4H 250 Ekip LS/I	XT4HQ3040EFF000XXX	1SDA075394R1 + 1SDA076606R1	XT4HQ4040EFF000XXX	1SDA075400R1 + 1SDA080701R1
		60	XT4H 250 Ekip LS/I	XT4HQ3060EFF000XXX	1SDA075395R1 + 1SDA076606R1	XT4HQ4060EFF000XXX	1SDA075401R1 + 1SDA080701R1
		100	XT4H 250 Ekip LS/I	XT4HQ3100EFF000XXX	1SDA075396R1 + 1SDA076606R1	XT4HQ4100EFF000XXX	1SDA075402R1 + 1SDA080701R1
		150	XT4H 250 Ekip LS/I	XT4HQ3150EFF000XXX	1SDA075397R1 + 1SDA076606R1	XT4HQ4150EFF000XXX	1SDA075403R1 + 1SDA080701R1
		225	XT4H 250 Ekip LS/I	XT4HQ3225EFF000XXX	1SDA075398R1 + 1SDA076606R1	XT4HQ4225EFF000XXX	1SDA075404R1 + 1SDA080701R1
		250	XT4H 250 Ekip LS/I	XT4HQ3250EFF000XXX	1SDA075399R1 + 1SDA076606R1	XT4HQ4250EFF000XXX	1SDA075405R1 + 1SDA080701R1

SACE XT4H (65 kA) Ekip Dip LSI front terminals (F)

Size lu	Trip unit	In	Type	3 poles		4 poles	
				U.S. ordering code	Global reference number	U.S. ordering code	Global reference number
XT4 250	Ekip Dip LSI	40	XT4H 250 Ekip LSI In = 40 A	XT4HU3040FFF000XXX	1SDA075442R1	XT4HU4040FFF000XXX	1SDA075448R1
		60	XT4H 250 Ekip LSI In = 60 A	XT4HU3060FFF000XXX	1SDA075443R1	XT4HU4060FFF000XXX	1SDA075449R1
		100	XT4H 250 Ekip LSI In = 100 A	XT4HU3100FFF000XXX	1SDA075444R1	XT4HU4100FFF000XXX	1SDA075450R1
		150	XT4H 250 Ekip LSI In = 150 A	XT4HU3150FFF000XXX	1SDA075445R1	XT4HU4150FFF000XXX	1SDA075451R1
		225	XT4H 250 Ekip LSI In = 225 A	XT4HU3225FFF000XXX	1SDA075446R1	XT4HU4225FFF000XXX	1SDA075452R1
		250	XT4H 250 Ekip LSI In = 250 A	XT4HU3250FFF000XXX	1SDA075447R1	XT4HU4250FFF000XXX	1SDA075453R1

Ordering codes for XT4

Circuit breakers



XT4 – circuit breaker

SACE XT4H (65 kA) Ekip Dip LSI front terminals (F) – UL 100% rated

Size lu	Trip unit	In	Type	3 poles		4 poles	
				U.S. ordering code	Global reference number	U.S. ordering code	Global reference number
XT4 250	Ekip Dip LSI	40	XT4H 250 Ekip LSI	XT4HQ3040FFF000XXX	1SDA075442R1 + 1SDA076606R1	XT4HQ4040FFF000XXX	1SDA075448R1 + 1SDA080701R1
		60	XT4H 250 Ekip LSI	XT4HQ3060FFF000XXX	1SDA075443R1 + 1SDA076606R1	XT4HQ4060FFF000XXX	1SDA075449R1 + 1SDA080701R1
		100	XT4H 250 Ekip LSI	XT4HQ3100FFF000XXX	1SDA075444R1 + 1SDA076606R1	XT4HQ4100FFF000XXX	1SDA075450R1 + 1SDA080701R1
		150	XT4H 250 Ekip LSI	XT4HQ3150FFF000XXX	1SDA075445R1 + 1SDA076606R1	XT4HQ4150FFF000XXX	1SDA075451R1 + 1SDA080701R1
		225	XT4H 250 Ekip LSI	XT4HQ3225FFF000XXX	1SDA075446R1 + 1SDA076606R1	XT4HQ4225FFF000XXX	1SDA075452R1 + 1SDA080701R1
		250	XT4H 250 Ekip LSI	XT4HQ3250FFF000XXX	1SDA075447R1 + 1SDA076606R1	XT4HQ4250FFF000XXX	1SDA075453R1 + 1SDA080701R1

SACE XT4H (65 kA) Ekip Dip LSI front terminals (F)

Size lu	Trip unit	In	Type	3 poles		4 poles	
				U.S. ordering code	Global reference number	U.S. ordering code	Global reference number
XT4 250	Ekip Dip LSI	40	XT4H 250 Ekip LSI In = 40 A	XT4HU3040GFF000XXX	1SDA075502R1	XT4HU4040GFF000XXX	1SDA075508R1
		60	XT4H 250 Ekip LSI In = 60 A	XT4HU3060GFF000XXX	1SDA075503R1	XT4HU4060GFF000XXX	1SDA075509R1
		100	XT4H 250 Ekip LSI In = 100 A	XT4HU3100GFF000XXX	1SDA075504R1	XT4HU4100GFF000XXX	1SDA075510R1
		150	XT4H 250 Ekip LSI In = 150 A	XT4HU3150GFF000XXX	1SDA075505R1	XT4HU4150GFF000XXX	1SDA075511R1
		225	XT4H 250 Ekip LSI In = 225 A	XT4HU3225GFF000XXX	1SDA075506R1	XT4HU4225GFF000XXX	1SDA075512R1
		250	XT4H 250 Ekip LSI In = 250 A	XT4HU3250GFF000XXX	1SDA075507R1	XT4HU4250GFF000XXX	1SDA075513R1

Ordering codes for XT4

Circuit breakers



XT4 – circuit breaker

SACE XT4H (65 kA) Ekip Dip LSIG front terminals (F) – UL 100% rated

Size	lu	Trip In unit	Type	3 poles		4 poles	
				U.S. ordering code	Global reference number	U.S. ordering code	Global reference number
XT4	250	Ekip Dip LSIG	40 XT4H 250 Ekip LSIG	XT4HQ3040GFF000XXX	1SDA075502R1 + 1SDA076606R1	XT4HQ4040GFF000XXX	1SDA075508R1 + 1SDA080701R1
			60 XT4H 250 Ekip LSIG	XT4HQ3060GFF000XXX	1SDA075503R1 + 1SDA076606R1	XT4HQ4060GFF000XXX	1SDA075509R1 + 1SDA080701R1
		100 XT4H 250 Ekip LSIG	XT4HQ3100GFF000XXX	1SDA075504R1 + 1SDA076606R1	XT4HQ4100GFF000XXX	1SDA075510R1 + 1SDA080701R1	
		150 XT4H 250 Ekip LSIG	XT4HQ3150GFF000XXX	1SDA075505R1 + 1SDA076606R1	XT4HQ4150GFF000XXX	1SDA075511R1 + 1SDA080701R1	
		225 XT4H 250 Ekip LSIG	XT4HQ3225GFF000XXX	1SDA075506R1 + 1SDA076606R1	XT4HQ4225GFF000XXX	1SDA075512R1 + 1SDA080701R1	
		250 XT4H 250 Ekip LSIG	XT4HQ3250GFF000XXX	1SDA075507R1 + 1SDA076606R1	XT4HQ4250GFF000XXX	1SDA075513R1 + 1SDA080701R1	

SACE XT4H (65 kA) Ekip Dip LIG front terminals (F)

Size	lu	Trip In unit	Type	3 poles		4 poles	
				U.S. ordering code	Global reference number	U.S. ordering code	Global reference number
XT4	250	Ekip Dip LIG	40 XT4H 250 Ekip Dip LIG In = 40 A	XT4HU3040CFF000XXX	1SDA102284R1	XT4HU4040CFF000XXX	1SDA102341R1
			60 XT4H 250 Ekip Dip LIG In = 60 A	XT4HU3060CFF000XXX	1SDA102285R1	XT4HU4060CFF000XXX	1SDA102342R1
		100 XT4H 250 Ekip Dip LIG In = 100 A	XT4HU3100CFF000XXX	1SDA102286R1	XT4HU4100CFF000XXX	1SDA102343R1	
		150 XT4H 250 Ekip Dip LIG In = 150 A	XT4HU3150CFF000XXX	1SDA102287R1	XT4HU4150CFF000XXX	1SDA102344R1	
		225 XT4H 250 Ekip Dip LIG In = 225 A	XT4HU3225CFF000XXX	1SDA102283R1	XT4HU4225CFF000XXX	1SDA102340R1	
		250 XT4H 250 Ekip Dip LIG In = 250 A	XT4HU3250CFF000XXX	1SDA102288R1	XT4HU4250CFF000XXX	1SDA102345R1	

Ordering codes for XT4

Circuit breakers



XT4 – circuit breaker

SACE XT4H (65 kA) Ekip Dip LIG front terminals (F) – UL 100% rated

Size	lu	Trip unit	In	Type	3 poles		4 poles	
					U.S. ordering code	Global reference number	U.S. ordering code	Global reference number
XT4	250	Ekip Dip LIG	40	XT4H 250 Ekip LIG	XT4HQ3040CFF000XXX	1SDA102284R1 + 1SDA076606R1	XT4HQ4040CFF000XXX	1SDA102341R1 + 1SDA080701R1
			60	XT4H 250 Ekip LIG	XT4HQ3060CFF000XXX	1SDA102285R1 + 1SDA076606R1	XT4HQ4060CFF000XXX	1SDA102342R1 + 1SDA080701R1
			100	XT4H 250 Ekip LIG	XT4HQ3100CFF000XXX	1SDA102286R1 + 1SDA076606R1	XT4HQ4100CFF000XXX	1SDA102343R1 + 1SDA080701R1
			150	XT4H 250 Ekip LIG	XT4HQ3150CFF000XXX	1SDA102287R1 + 1SDA076606R1	XT4HQ4150CFF000XXX	1SDA102344R1 + 1SDA080701R1
			225	XT4H 250 Ekip LIG	XT4HQ3225CFF000XXX	1SDA102283R1 + 1SDA076606R1	XT4HQ4225CFF000XXX	1SDA102340R1 + 1SDA080701R1
			250	XT4H 250 Ekip LIG	XT4HQ3250CFF000XXX	1SDA102288R1 + 1SDA076606R1	XT4HQ4250CFF000XXX	1SDA102345R1 + 1SDA080701R1

SACE XT4H (65 kA) Ekip Touch LSI front terminals (F)

Size	lu	Trip unit	In	Type	3 poles		4 poles	
					U.S. ordering code	Global reference number	U.S. ordering code	Global reference number
XT4	250	Ekip Touch LSI	100	XT4H 250 Ekip Touch LSI	XT4HU3100PFF000XXX	1SDA075642R1 + 1SDA102364R1	XT4HU4100PFF000XXX	1SDA075647R1 + 1SDA102412R1
			150	XT4H 250 Ekip Touch LSI	XT4HU3150PFF000XXX	1SDA075642R1 + 1SDA102362R1	XT4HU4150PFF000XXX	1SDA075647R1 + 1SDA102410R1
			225	XT4H 250 Ekip Touch LSI	XT4HU3225PFF000XXX	1SDA075642R1 + 1SDA102363R1	XT4HU4225PFF000XXX	1SDA075647R1 + 1SDA102411R1
			250	XT4H 250 Ekip Touch LSI	XT4HU3250PFF000XXX	1SDA075642R1 + 1SDA102365R1	XT4HU4250PFF000XXX	1SDA075647R1 + 1SDA102413R1

SACE XT4H (65 kA) Ekip Touch LSI front terminals (F) – UL 100% rated

Size	lu	Trip unit	In	Type	3 poles		4 poles	
					U.S. ordering code	Global reference number	U.S. ordering code	Global reference number
XT4	250	Ekip Touch LSI	100	XT4H 250 Ekip Touch LSI	XT4HQ3100PFF000XXX	1SDA075642R1 + 1SDA102364R1 + 1SDA076606R1	XT4HQ4100PFF000XXX	1SDA075647R1 + 1SDA102412R1 + 1SDA080701R1
			150	XT4H 250 Ekip Touch LSI	XT4HQ3150PFF000XXX	1SDA075642R1 + 1SDA102362R1 + 1SDA076606R1	XT4HQ4150PFF000XXX	1SDA075647R1 + 1SDA102410R1 + 1SDA080701R1
			225	XT4H 250 Ekip Touch LSI	XT4HQ3225PFF000XXX	1SDA075642R1 + 1SDA102363R1 + 1SDA076606R1	XT4HQ4225PFF000XXX	1SDA075647R1 + 1SDA102411R1 + 1SDA080701R1
			250	XT4H 250 Ekip Touch LSI	XT4HQ3250PFF000XXX	1SDA075642R1 + 1SDA102365R1 + 1SDA076606R1	XT4HQ4250PFF000XXX	1SDA075647R1 + 1SDA102413R1 + 1SDA080701R1

Ordering codes for XT4

Circuit breakers



XT4 – circuit breaker

SACE XT4H (65 kA) Ekip Touch LSI front terminals (F)

Size	lu	Trip unit	In	Type	3 poles		4 poles	
					U.S. ordering code	Global reference number	U.S. ordering code	Global reference number
XT4	250	Ekip Touch LSI	100	XT4H 250 Ekip Touch LSI	XT4HU3100QFF000XXX	1SDA075642R1 + 1SDA102368R1	XT4HU4100QFF000XXX	1SDA075647R1 + 1SDA102416R1
					XT4HU3150QFF000XXX	1SDA075642R1 + 1SDA102366R1	XT4HU4150QFF000XXX	1SDA075647R1 + 1SDA102414R1
					XT4HU3225QFF000XXX	1SDA075642R1 + 1SDA102367R1	XT4HU4225QFF000XXX	1SDA075647R1 + 1SDA102415R1
					XT4HU3250QFF000XXX	1SDA075642R1 + 1SDA102369R1	XT4HU4250QFF000XXX	1SDA075647R1 + 1SDA102417R1

SACE XT4H (65 kA) Ekip Touch LSI front terminals (F) – UL 100% rated

Size	lu	Trip unit	In	Type	3 poles		4 poles	
					U.S. ordering code	Global reference number	U.S. ordering code	Global reference number
XT4	250	Ekip Touch LSI	100	XT4H 250 Ekip Touch LSI	XT4HQ3100QFF000XXX	1SDA075642R1 + 1SDA102368R1 + 1SDA076606R1	XT4HQ4100QFF000XXX	1SDA075647R1 + 1SDA102416R1 + 1SDA080701R1
					XT4HQ3150QFF000XXX	1SDA075642R1 + 1SDA102366R1 + 1SDA076606R1	XT4HQ4150QFF000XXX	1SDA075647R1 + 1SDA102414R1 + 1SDA080701R1
					XT4HQ3225QFF000XXX	1SDA075642R1 + 1SDA102367R1 + 1SDA076606R1	XT4HQ4225QFF000XXX	1SDA075647R1 + 1SDA102415R1 + 1SDA080701R1
					XT4HQ3250QFF000XXX	1SDA075642R1 + 1SDA102369R1 + 1SDA076606R1	XT4HQ4250QFF000XXX	1SDA075647R1 + 1SDA102417R1 + 1SDA080701R1

SACE XT4H (65 kA) Ekip Touch Measuring-LSI front terminals (F)

Size	lu	Trip unit	In	Type	3 poles		4 poles	
					U.S. ordering code	Global reference number	U.S. ordering code	Global reference number
XT4	250	Ekip Touch M-LSI	100	XT4H 250 Ekip Touch M-LSI	XT4HU3100RFF000XXX	1SDA075642R1 + 1SDA102372R1	XT4HU4100RFF000XXX	1SDA075647R1 + 1SDA102420R1
					XT4HU3150RFF000XXX	1SDA075642R1 + 1SDA102370R1	XT4HU4150RFF000XXX	1SDA075647R1 + 1SDA102418R1
					XT4HU3225RFF000XXX	1SDA075642R1 + 1SDA102371R1	XT4HU4225RFF000XXX	1SDA075647R1 + 1SDA102419R1
					XT4HU3250RFF000XXX	1SDA075642R1 + 1SDA102373R1	XT4HU4250RFF000XXX	1SDA075647R1 + 1SDA102421R1

Ordering codes for XT4

Circuit breakers



XT4 – circuit breaker

SACE XT4H (65 kA) Ekip Touch Measuring-LSI front terminals (F) – UL 100% rated

Size	lu	Trip unit	In	Type	3 poles		4 poles	
					U.S. ordering code	Global reference number	U.S. ordering code	Global reference number
XT4	250	Ekip Touch M-LSI	100	XT4H 250 Ekip Touch M-LSI	XT4HQ3100RFF000XXX	1SDA075642R1 + 1SDA102372R1 + 1SDA076606R1	XT4HQ4100RFF000XXX	1SDA075647R1 + 1SDA102420R1 + 1SDA080701R1
					XT4HQ3150RFF000XXX	1SDA075642R1 + 1SDA102370R1 + 1SDA076606R1	XT4HQ4150RFF000XXX	1SDA075647R1 + 1SDA102418R1 + 1SDA080701R1
					XT4HQ3225RFF000XXX	1SDA075642R1 + 1SDA102371R1 + 1SDA076606R1	XT4HQ4225RFF000XXX	1SDA075647R1 + 1SDA102419R1 + 1SDA080701R1
					XT4HQ3250RFF000XXX	1SDA075642R1 + 1SDA102373R1 + 1SDA076606R1	XT4HQ4250RFF000XXX	1SDA075647R1 + 1SDA102421R1 + 1SDA080701R1

SACE XT4H (65 kA) Ekip Touch Measuring-LSIG front terminals (F)

Size	lu	Trip unit	In	Type	3 poles		4 poles	
					U.S. ordering code	Global reference number	U.S. ordering code	Global reference number
XT4	250	Ekip Touch M-LSIG	100	XT4H 250 Ekip Touch M-LSIG	XT4HU3100SFF000XXX	1SDA075642R1 + 1SDA102376R1	XT4HU4100SFF000XXX	1SDA075647R1 + 1SDA102424R1
					XT4HU3150SFF000XXX	1SDA075642R1 + 1SDA102374R1	XT4HU4150SFF000XXX	1SDA075647R1 + 1SDA102422R1
					XT4HU3225SFF000XXX	1SDA075642R1 + 1SDA102375R1	XT4HU4225SFF000XXX	1SDA075647R1 + 1SDA102423R1
					XT4HU3250SFF000XXX	1SDA075642R1 + 1SDA102377R1	XT4HU4250SFF000XXX	1SDA075647R1 + 1SDA102425R1

SACE XT4H (65 kA) Ekip Touch Measuring-LSIG front terminals (F) – UL 100% rated

Size	lu	Trip unit	In	Type	3 poles		4 poles	
					U.S. ordering code	Global reference number	U.S. ordering code	Global reference number
XT4	250	Ekip Touch M-LSIG	100	XT4H 250 Ekip Touch M-LSIG	XT4HQ3100SFF000XXX	1SDA075642R1 + 1SDA102376R1 + 1SDA076606R1	XT4HQ4100SFF000XXX	1SDA075647R1 + 1SDA102424R1 + 1SDA080701R1
					XT4HQ3150SFF000XXX	1SDA075642R1 + 1SDA102374R1 + 1SDA076606R1	XT4HQ4150SFF000XXX	1SDA075647R1 + 1SDA102422R1 + 1SDA080701R1
					XT4HQ3225SFF000XXX	1SDA075642R1 + 1SDA102375R1 + 1SDA076606R1	XT4HQ4225SFF000XXX	1SDA075647R1 + 1SDA102423R1 + 1SDA080701R1
					XT4HQ3250SFF000XXX	1SDA075642R1 + 1SDA102377R1 + 1SDA076606R1	XT4HQ4250SFF000XXX	1SDA075647R1 + 1SDA102425R1 + 1SDA080701R1

Ordering codes for XT4

Circuit breakers



XT4 – circuit breaker

SACE XT4H (65 kA) Ekip Hi-Touch LSI front terminals (F)

Size	lu	Trip unit	In	Type	3 poles		4 poles	
					U.S. ordering code	Global reference number	U.S. ordering code	Global reference number
XT4	250	Ekip Hi-Touch LSI	100	XT4H 250 Ekip Hi-Touch LSI	XT4HU3100TFF000XXX	1SDA075642R1 + 1SDA102380R1	XT4HU4100TFF000XXX	1SDA075647R1 + 1SDA102428R1
					XT4HU3150TFF000XXX	1SDA075642R1 + 1SDA102378R1	XT4HU4150TFF000XXX	1SDA075647R1 + 1SDA102426R1
					XT4HU3225TFF000XXX	1SDA075642R1 + 1SDA102379R1	XT4HU4225TFF000XXX	1SDA075647R1 + 1SDA102427R1
					XT4HU3250TFF000XXX	1SDA075642R1 + 1SDA102381R1	XT4HU4250TFF000XXX	1SDA075647R1 + 1SDA102429R1

SACE XT4H (65 kA) Ekip Hi-Touch LSI front terminals (F) – UL 100% rated

Size	lu	Trip unit	In	Type	3 poles		4 poles	
					U.S. ordering code	Global reference number	U.S. ordering code	Global reference number
XT4	250	Ekip Hi-Touch LSI	100	XT4H 250 Ekip Hi-Touch LSI	XT4HQ3100TFF000XXX	1SDA075642R1 + 1SDA102380R1 + 1SDA076606R1	XT4HQ4100TFF000XXX	1SDA075647R1 + 1SDA102428R1 + 1SDA080701R1
					XT4HQ3150TFF000XXX	1SDA075642R1 + 1SDA102378R1 + 1SDA076606R1	XT4HQ4150TFF000XXX	1SDA075647R1 + 1SDA102426R1 + 1SDA080701R1
					XT4HQ3225TFF000XXX	1SDA075642R1 + 1SDA102379R1 + 1SDA076606R1	XT4HQ4225TFF000XXX	1SDA075647R1 + 1SDA102427R1 + 1SDA080701R1
					XT4HQ3250TFF000XXX	1SDA075642R1 + 1SDA102381R1 + 1SDA076606R1	XT4HQ4250TFF000XXX	1SDA075647R1 + 1SDA102429R1 + 1SDA080701R1

SACE XT4H (65 kA) Ekip Hi-Touch LSIG front terminals (F)

Size	lu	Trip unit	In	Type	3 poles		4 poles	
					U.S. ordering code	Global reference number	U.S. ordering code	Global reference number
XT4	250	Ekip Hi-Touch LSIG	100	XT4H 250 Ekip Hi-Touch LSIG	XT4HU3100UFF000XXX	1SDA075642R1 + 1SDA102384R1	XT4HU4100UFF000XXX	1SDA075647R1 + 1SDA102432R1
					XT4HU3150UFF000XXX	1SDA075642R1 + 1SDA102382R1	XT4HU4150UFF000XXX	1SDA075647R1 + 1SDA102430R1
					XT4HU3225UFF000XXX	1SDA075642R1 + 1SDA102383R1	XT4HU4225UFF000XXX	1SDA075647R1 + 1SDA102431R1
					XT4HU3250UFF000XXX	1SDA075642R1 + 1SDA102385R1	XT4HU4250UFF000XXX	1SDA075647R1 + 1SDA102433R1

Ordering codes for XT4

Circuit breakers



XT4 – circuit breaker

SACE XT4H (65 kA) Ekip Hi-Touch LSIG front terminals (F) – UL 100% rated

Size	lu	Trip unit	In	Type	3 poles		4 poles	
					U.S. ordering code	Global reference number	U.S. ordering code	Global reference number
XT4	250	Ekip Hi-Touch LSIG	100	XT4H 250 Ekip Hi-Touch LSIG	XT4HQ3100UFF000XXX	1SDA075642R1 + 1SDA102384R1 + 1SDA076606R1	XT4HQ4100UFF000XXX	1SDA075647R1 + 1SDA102432R1 + 1SDA080701R1
					150	XT4HQ3150UFF000XXX	1SDA075642R1 + 1SDA102382R1 + 1SDA076606R1	XT4HQ4150UFF000XXX
			225	XT4H 250 Ekip Hi-Touch LSIG	XT4HQ3225UFF000XXX	1SDA075642R1 + 1SDA102383R1 + 1SDA076606R1	XT4HQ4225UFF000XXX	1SDA075647R1 + 1SDA102431R1 + 1SDA080701R1
					250	XT4HQ3250UFF000XXX	1SDA075642R1 + 1SDA102385R1 + 1SDA076606R1	XT4HQ4250UFF000XXX

Ordering codes for XT4

Circuit breakers



XT4 – circuit breaker

Motor circuit protector(MCP)

SACE XT4H (65 kA) MA front terminals (F)

Size	Iu	Trip unit	In	Type	3 poles	
					U.S. ordering code	Global reference number
XT4	250	MA	25	XT4H 250 MA 25	XT4HU3025MFF000XXX	1SDA075336R1
			50	XT4H 250 MA 50	XT4HU3050MFF000XXX	1SDA075337R1
			80	XT4H 250 MA 80	XT4HU3080MFF000XXX	1SDA075338R1
			100	XT4H 250 MA 100	XT4HU3100MFF000XXX	1SDA075339R1
			110	XT4H 250 MA 110	XT4HU3110MFF000XXX	1SDA075340R1
			125	XT4H 250 MA 125	XT4HU3125MFF000XXX	1SDA075341R1
			150	XT4H 250 MA 150	XT4HU3150MFF000XXX	1SDA075342R1
			175	XT4H 250 MA 175	XT4HU3175MFF000XXX	1SDA075343R1
			200	XT4H 250 MA 200	XT4HU3200MFF000XXX	1SDA075344R1
			225	XT4H 250 MA 225	XT4HU3225MFF000XXX	1SDA075345R1
250	XT4H 250 MA 250	XT4HU3250MFF000XXX	1SDA075346R1			

SACE XT4H (65 kA) Ekip I front terminals (F)

Size	Iu	Trip unit	In	Type	3 poles	
					U.S. ordering code	Global reference number
XT4	250	Ekip I	40	XT4H 250 Ekip I In = 40 A	XT4HU3040JFF000XXX	1SDA075562R1
			60	XT4H 250 Ekip I In = 60 A	XT4HU3060JFF000XXX	1SDA075563R1
			100	XT4H 250 Ekip I In = 100 A	XT4HU3100JFF000XXX	1SDA075564R1
			150	XT4H 250 Ekip I In = 150 A	XT4HU3150JFF000XXX	1SDA075565R1
			225	XT4H 250 Ekip I In = 225 A	XT4HU3225JFF000XXX	1SDA075566R1
			250	XT4H 250 Ekip I In = 250 A	XT4HU3250JFF000XXX	1SDA075567R1

Ordering codes for XT4

Circuit breakers



XT4 – circuit breaker

Motor protection circuit breaker (MPCB)

SACE XT4H (65 kA) Ekip M-LIU front terminals (F)

Size	Iu	Trip unit	In	Type	3 poles	
					U.S. ordering code	Global reference number
XT4 250	Ekip M-LIU		40	XT4H 250 Ekip M-LIU In = 40 A	XT4HU3040LFF000XXX	1SDA075602R1
			60	XT4H 250 Ekip M-LIU In = 60 A	XT4HU3060LFF000XXX	1SDA075603R1
			100	XT4H 250 Ekip M-LIU In = 100 A	XT4HU3100LFF000XXX	1SDA075604R1
			150	XT4H 250 Ekip M-LIU In = 150 A	XT4HU3150LFF000XXX	1SDA075605R1

SACE XT4H (65 kA) Ekip M-LIU front terminals (F) – UL 100% rated

Size	Iu	Trip unit	In	Type	3 poles	
					U.S. ordering code	Global reference number
XT4 250	Ekip M-LIU		40	XT4H 250 Ekip M-LIU	XT4HQ3040LFF000XXX	1SDA075602R1 + 1SDA076606R1
			60	XT4H 250 Ekip M-LIU	XT4HQ3060LFF000XXX	1SDA075603R1 + 1SDA076606R1
			100	XT4H 250 Ekip M-LIU	XT4HQ3100LFF000XXX	1SDA075604R1 + 1SDA076606R1
			150	XT4H 250 Ekip M-LIU	XT4HQ3150LFF000XXX	1SDA075605R1 + 1SDA076606R1

Ordering codes for XT4

Circuit breakers



— XT4 – circuit breaker

SACE XT4H (65 kA) Ekip M Touch LRIU front terminals (F)

Size	Iu	Trip unit	In	Type	3 poles	
					U.S. ordering code	Global reference number
XT4	250	Ekip M Touch LRIU	100	XT4H 250 EkipMTouchLRIU 100	XT4HU3100WFF000XXX	1SDA102289R1
			150	XT4H 250 EkipMTouchLRIU 150	XT4HU3150WFF000XXX	1SDA102290R1
			200	XT4H 250 EkipMTouchLRIU 200	XT4HU3200WFF000XXX	1SDA102291R1

SACE XT4H (65 kA) Ekip M Touch LRIU front terminals (F) – UL 100% rated

Size	Iu	Trip unit	In	Type	3 poles	
					U.S. ordering code	Global reference number
XT4	250	Ekip M Touch LRIU	100	XT4H 250 EkipM Touch LRIU	XT4HQ3100WFF000XXX	1SDA102289R1 + 1SDA076606R1
			150	XT4H 250 EkipM Touch LRIU	XT4HQ3150WFF000XXX	1SDA102290R1 + 1SDA076606R1
			200	XT4H 250 EkipM Touch LRIU	XT4HQ3200WFF000XXX	1SDA102291R1 + 1SDA076606R1

Ordering codes for XT4

Circuit breakers



XT4 – circuit breaker

Distribution circuit breakers

SACE XT4L (100 kA) TMF/TMA front terminals (F)

Size	lu	Trip unit	In	Type	3 poles		4 poles	
					U.S. ordering code	Global reference number	U.S. ordering code	Global reference number
XT4	250	TMF	25	XT4L 250 TMF 25-400	XT4LU3025AFF000XXX	1SDA075257R1	XT4LU4025AFF000XXX	1SDA075274R1
			30	XT4L 250 TMF 30-400	XT4LU3030AFF000XXX	1SDA075258R1	XT4LU4030AFF000XXX	1SDA075275R1
			35	XT4L 250 TMF 35-400	XT4LU3035AFF000XXX	1SDA075259R1	XT4LU4035AFF000XXX	1SDA075276R1
			40	XT4L 250 TMF 40-400	XT4LU3040AFF000XXX	1SDA075260R1	XT4LU4040AFF000XXX	1SDA075277R1
			50	XT4L 250 TMF 50-500	XT4LU3050AFF000XXX	1SDA075261R1	XT4LU4050AFF000XXX	1SDA075278R1
			60	XT4L 250 TMF 60-600	XT4LU3060AFF000XXX	1SDA075262R1	XT4LU4060AFF000XXX	1SDA075279R1
			70	XT4L 250 TMF 70-700	XT4LU3070AFF000XXX	1SDA075263R1	XT4LU4070AFF000XXX	1SDA075280R1
			80	XT4L 250 TMF 80-800	XT4LU3080AFF000XXX	1SDA080097R1	-	-
			90	XT4L 250 TMF 90-900	XT4LU3090AFF000XXX	1SDA080098R1	-	-
			100	XT4L 250 TMF 100-1000	XT4LU3100AFF000XXX	1SDA080089R1	-	-
			110	XT4L 250 TMF 110-1100	XT4LU3110AFF000XXX	1SDA080090R1	-	-
			125	XT4L 250 TMF 125-1250	XT4LU3125AFF000XXX	1SDA080091R1	-	-
			150	XT4L 250 TMF 150-1500	XT4LU3150AFF000XXX	1SDA080092R1	-	-
			175	XT4L 250 TMF 175-1750	XT4LU3175AFF000XXX	1SDA080093R1	-	-
			200	XT4L 250 TMF 200-2000	XT4LU3200AFF000XXX	1SDA080094R1	-	-
			225	XT4L 250 TMF 225-2250	XT4LU3225AFF000XXX	1SDA080095R1	-	-
			250	XT4L 250 TMF 250-2500	XT4LU3250AFF000XXX	1SDA080096R1	-	-

Ordering codes for XT4

Circuit breakers



XT4 – circuit breaker

SACE XT4L (100 kA) TMF/TMA front terminals (F)

Size	Iu	Trip unit	In	Type	3 poles		4 poles	
					U.S. ordering code	Global reference number	U.S. ordering code	Global reference number
XT4 250 TMA			80	XT4L 250 TMA 80-800	XT4LU3080BFF000XXX	1SDA075264R1	XT4LU4080BFF000XXX	1SDA075281R1
			90	XT4L 250 TMA 90-900	XT4LU3090BFF000XXX	1SDA075265R1	XT4LU4090BFF000XXX	1SDA075282R1
			100	XT4L 250 TMA 100-1000	XT4LU3100BFF000XXX	1SDA075266R1	XT4LU4100BFF000XXX	1SDA075283R1
			110	XT4L 250 TMA 110-1100	XT4LU3110BFF000XXX	1SDA075267R1	XT4LU4110BFF000XXX	1SDA075284R1
			125	XT4L 250 TMA 125-1250	XT4LU3125BFF000XXX	1SDA075268R1	XT4LU4125BFF000XXX	1SDA075285R1
			150	XT4L 250 TMA 150-1500	XT4LU3150BFF000XXX	1SDA075269R1	XT4LU4150BFF000XXX	1SDA075286R1
			175	XT4L 250 TMA 175-1750	XT4LU3175BFF000XXX	1SDA075270R1	XT4LU4175BFF000XXX	1SDA075287R1
			200	XT4L 250 TMA 200-2000	XT4LU3200BFF000XXX	1SDA075271R1	XT4LU4200BFF000XXX	1SDA075288R1
			225	XT4L 250 TMA 225-2250	XT4LU3225BFF000XXX	1SDA075272R1	XT4LU4225BFF000XXX	1SDA075289R1
			250	XT4L 250 TMA 250-2500	XT4LU3250BFF000XXX	1SDA075273R1	XT4LU4250BFF000XXX	1SDA075290R1

Ordering codes for XT4

Circuit breakers



XT4 – circuit breaker

SACE XT4L (100 kA) TMF/TMA front terminals (F) – UL 100% rated

Size	lu	Trip unit	In	Type	3 poles		4 poles	
					U.S. ordering code	Global reference number	U.S. ordering code	Global reference number
XT4	250	TMF	25	XT4L 250 TMF 25-400	XT4LQ3025AFF000XXX	1SDA075257R1 + 1SDA076606R1	XT4LQ4025AFF000XXX	1SDA075274R1 + 1SDA080701R1
			30	XT4L 250 TMF 30-400	XT4LQ3030AFF000XXX	1SDA075258R1 + 1SDA076606R1	XT4LQ4030AFF000XXX	1SDA075275R1 + 1SDA080701R1
			35	XT4L 250 TMF 35-400	XT4LQ3035AFF000XXX	1SDA075259R1 + 1SDA076606R1	XT4LQ4035AFF000XXX	1SDA075276R1 + 1SDA080701R1
			40	XT4L 250 TMF 40-400	XT4LQ3040AFF000XXX	1SDA075260R1 + 1SDA076606R1	XT4LQ4040AFF000XXX	1SDA075277R1 + 1SDA080701R1
			50	XT4L 250 TMF 50-500	XT4LQ3050AFF000XXX	1SDA075261R1 + 1SDA076606R1	XT4LQ4050AFF000XXX	1SDA075278R1 + 1SDA080701R1
			60	XT4L 250 TMF 60-600	XT4LQ3060AFF000XXX	1SDA075262R1 + 1SDA076606R1	XT4LQ4060AFF000XXX	1SDA075279R1 + 1SDA080701R1
			70	XT4L 250 TMF 70-700	XT4LQ3070AFF000XXX	1SDA075263R1 + 1SDA076606R1	XT4LQ4070AFF000XXX	1SDA075280R1 + 1SDA080701R1
			80	XT4L 250 TMF 80-800	XT4LQ3080AFF000XXX	1SDA080097R1 + 1SDA076606R1	-	-
			90	XT4L 250 TMF 90-900	XT4LQ3090AFF000XXX	1SDA080098R1 + 1SDA076606R1	-	-
			100	XT4L 250 TMF 100-10	XT4LQ3100AFF000XXX	1SDA080089R1 + 1SDA076606R1	-	-
			110	XT4L 250 TMF 110-11	XT4LQ3110AFF000XXX	1SDA080090R1 + 1SDA076606R1	-	-
			125	XT4L 250 TMF 125-12	XT4LQ3125AFF000XXX	1SDA080091R1 + 1SDA076606R1	-	-
			150	XT4L 250 TMF 150-15	XT4LQ3150AFF000XXX	1SDA080092R1 + 1SDA076606R1	-	-
			175	XT4L 250 TMF 175-17	XT4LQ3175AFF000XXX	1SDA080093R1 + 1SDA076606R1	-	-
			200	XT4L 250 TMF 200-20	XT4LQ3200AFF000XXX	1SDA080094R1 + 1SDA076606R1	-	-
			225	XT4L 250 TMF 225-22	XT4LQ3225AFF000XXX	1SDA080095R1 + 1SDA076606R1	-	-
			250	XT4L 250 TMF 250-25	XT4LQ3250AFF000XXX	1SDA080096R1 + 1SDA076606R1	-	-

Ordering codes for XT4

Circuit breakers



XT4 – circuit breaker

SACE XT4L (100 kA) TMF/TMA front terminals (F) – UL 100% rated

Size	lu	Trip unit	In	Type	3 poles		4 poles	
					U.S. ordering code	Global reference number	U.S. ordering code	Global reference number
XT4	250	TMA	80	XT4L 250 TMA 80	XT4LQ3080BFF000XXX	1SDA075264R1 + 1SDA076606R1	XT4LQ4080BFF000XXX	1SDA075281R1 + 1SDA080701R1
			90	XT4L 250 TMA 90	XT4LQ3090BFF000XXX	1SDA075265R1 + 1SDA076606R1	XT4LQ4090BFF000XXX	1SDA075282R1 + 1SDA080701R1
			100	XT4L 250 TMA 100	XT4LQ3100BFF000XXX	1SDA075266R1 + 1SDA076606R1	XT4LQ4100BFF000XXX	1SDA075283R1 + 1SDA080701R1
			110	XT4L 250 TMA 110	XT4LQ3110BFF000XXX	1SDA075267R1 + 1SDA076606R1	XT4LQ4110BFF000XXX	1SDA075284R1 + 1SDA080701R1
			125	XT4L 250 TMA 125	XT4LQ3125BFF000XXX	1SDA075268R1 + 1SDA076606R1	XT4LQ4125BFF000XXX	1SDA075285R1 + 1SDA080701R1
			150	XT4L 250 TMA 150	XT4LQ3150BFF000XXX	1SDA075269R1 + 1SDA076606R1	XT4LQ4150BFF000XXX	1SDA075286R1 + 1SDA080701R1
			175	XT4L 250 TMA 175	XT4LQ3175BFF000XXX	1SDA075270R1 + 1SDA076606R1	XT4LQ4175BFF000XXX	1SDA075287R1 + 1SDA080701R1
			200	XT4L 250 TMA 200	XT4LQ3200BFF000XXX	1SDA075271R1 + 1SDA076606R1	XT4LQ4200BFF000XXX	1SDA075288R1 + 1SDA080701R1
			225	XT4L 250 TMA 225	XT4LQ3225BFF000XXX	1SDA075272R1 + 1SDA076606R1	XT4LQ4225BFF000XXX	1SDA075289R1 + 1SDA080701R1
			250	XT4L 250 TMA 250	XT4LQ3250BFF000XXX	1SDA075273R1 + 1SDA076606R1	XT4LQ4250BFF000XXX	1SDA075290R1 + 1SDA080701R1

SACE XT4L (100 kA) Ekip Dip LS/I front terminals (F)

Size	lu	Trip unit	In	Type	3 poles		4 poles	
					U.S. ordering code	Global reference number	U.S. ordering code	Global reference number
XT4	250	Ekip Dip LS/I	40	XT4L 250 Ekip LS/I In = 40 A	XT4LU3040EFF000XXX	1SDA075382R1	XT4LU4040EFF000XXX	1SDA075388R1
			60	XT4L 250 Ekip LS/I In = 60 A	XT4LU3060EFF000XXX	1SDA075383R1	XT4LU4060EFF000XXX	1SDA075389R1
			100	XT4L 250 Ekip LS/I In = 100 A	XT4LU3100EFF000XXX	1SDA075384R1	XT4LU4100EFF000XXX	1SDA075390R1
			150	XT4L 250 Ekip LS/I In = 150 A	XT4LU3150EFF000XXX	1SDA075385R1	XT4LU4150EFF000XXX	1SDA075391R1
			225	XT4L 250 Ekip LS/I In = 225 A	XT4LU3225EFF000XXX	1SDA075386R1	XT4LU4225EFF000XXX	1SDA075392R1
			250	XT4L 250 Ekip LS/I In = 250 A	XT4LU3250EFF000XXX	1SDA075387R1	XT4LU4250EFF000XXX	1SDA075393R1

Ordering codes for XT4

Circuit breakers



XT4 – circuit breaker

SACE XT4L (100 kA) Ekip Dip LS/I front terminals (F) – UL 100% rated

Size	Iu	Trip unit	In	Type	3 poles		4 poles	
					U.S. ordering code	Global reference number	U.S. ordering code	Global reference number
XT4	250	Ekip Dip LS/I	40	XT4L 250 Ekip LS/I	XT4LQ3040EFF000XXX	1SDA075382R1 + 1SDA076606R1	XT4LQ4040EFF000XXX	1SDA075388R1 + 1SDA080701R1
			60	XT4L 250 Ekip LS/I	XT4LQ3060EFF000XXX	1SDA075383R1 + 1SDA076606R1	XT4LQ4060EFF000XXX	1SDA075389R1 + 1SDA080701R1
			100	XT4L 250 Ekip LS/I	XT4LQ3100EFF000XXX	1SDA075384R1 + 1SDA076606R1	XT4LQ4100EFF000XXX	1SDA075390R1 + 1SDA080701R1
			150	XT4L 250 Ekip LS/I	XT4LQ3150EFF000XXX	1SDA075385R1 + 1SDA076606R1	XT4LQ4150EFF000XXX	1SDA075391R1 + 1SDA080701R1
			225	XT4L 250 Ekip LS/I	XT4LQ3225EFF000XXX	1SDA075386R1 + 1SDA076606R1	XT4LQ4225EFF000XXX	1SDA075392R1 + 1SDA080701R1
			250	XT4L 250 Ekip LS/I	XT4LQ3250EFF000XXX	1SDA075387R1 + 1SDA076606R1	XT4LQ4250EFF000XXX	1SDA075393R1 + 1SDA080701R1

SACE XT4L (100 kA) Ekip Dip LSI front terminals (F)

Size	Iu	Trip unit	In	Type	3 poles		4 poles	
					U.S. ordering code	Global reference number	U.S. ordering code	Global reference number
XT4	250	Ekip Dip LSI	40	XT4L 250 Ekip LSI In = 40 A	XT4LU3040FFF000XXX	1SDA075454R1	XT4LU4040FFF000XXX	1SDA075460R1
			60	XT4L 250 Ekip LSI In = 60 A	XT4LU3060FFF000XXX	1SDA075455R1	XT4LU4060FFF000XXX	1SDA075461R1
			100	XT4L 250 Ekip LSI In = 100 A	XT4LU3100FFF000XXX	1SDA075456R1	XT4LU4100FFF000XXX	1SDA075462R1
			150	XT4L 250 Ekip LSI In = 150 A	XT4LU3150FFF000XXX	1SDA075457R1	XT4LU4150FFF000XXX	1SDA075463R1
			225	XT4L 250 Ekip LSI In = 225 A	XT4LU3225FFF000XXX	1SDA075458R1	XT4LU4225FFF000XXX	1SDA075464R1
			250	XT4L 250 Ekip LSI In = 250 A	XT4LU3250FFF000XXX	1SDA075459R1	XT4LU4250FFF000XXX	1SDA075465R1

Ordering codes for XT4

Circuit breakers



XT4 – circuit breaker

SACE XT4L (100 kA) Ekip Dip LSI front terminals (F) – UL 100% rated

Size	lu	Trip unit	In	Type	3 poles		4 poles	
					U.S. ordering code	Global reference number	U.S. ordering code	Global reference number
XT4	250	Ekip Dip LSI	40	XT4L 250 Ekip LSI	XT4LQ3040FFF000XXX	1SDA075454R1 + 1SDA076606R1	XT4LQ4040FFF000XXX	1SDA075460R1 + 1SDA080701R1
			60	XT4L 250 Ekip LSI	XT4LQ3060FFF000XXX	1SDA075455R1 + 1SDA076606R1	XT4LQ4060FFF000XXX	1SDA075461R1 + 1SDA080701R1
			100	XT4L 250 Ekip LSI	XT4LQ3100FFF000XXX	1SDA075456R1 + 1SDA076606R1	XT4LQ4100FFF000XXX	1SDA075462R1 + 1SDA080701R1
			150	XT4L 250 Ekip LSI	XT4LQ3150FFF000XXX	1SDA075457R1 + 1SDA076606R1	XT4LQ4150FFF000XXX	1SDA075463R1 + 1SDA080701R1
			225	XT4L 250 Ekip LSI	XT4LQ3225FFF000XXX	1SDA075458R1 + 1SDA076606R1	XT4LQ4225FFF000XXX	1SDA075464R1 + 1SDA080701R1
			250	XT4L 250 Ekip LSI	XT4LQ3250FFF000XXX	1SDA075459R1 + 1SDA076606R1	XT4LQ4250FFF000XXX	1SDA075465R1 + 1SDA080701R1

SACE XT4L (100 kA) Ekip Dip LSIG front terminals (F)

Size	lu	Trip unit	In	Type	3 poles		4 poles	
					U.S. ordering code	Global reference number	U.S. ordering code	Global reference number
XT4	250	Ekip Dip LSIG	40	XT4L 250 Ekip LSIG In = 40 A	XT4LU3040GFF000XXX	1SDA075514R1	XT4LU4040GFF000XXX	1SDA075520R1
			60	XT4L 250 Ekip LSIG In = 60 A	XT4LU3060GFF000XXX	1SDA075515R1	XT4LU4060GFF000XXX	1SDA075521R1
			100	XT4L 250 Ekip LSIG In = 100 A	XT4LU3100GFF000XXX	1SDA075516R1	XT4LU4100GFF000XXX	1SDA075522R1
			150	XT4L 250 Ekip LSIG In = 150 A	XT4LU3150GFF000XXX	1SDA075517R1	XT4LU4150GFF000XXX	1SDA075523R1
			225	XT4L 250 Ekip LSIG In = 225 A	XT4LU3225GFF000XXX	1SDA075518R1	XT4LU4225GFF000XXX	1SDA075524R1
			250	XT4L 250 Ekip LSIG In = 250 A	XT4LU3250GFF000XXX	1SDA075519R1	XT4LU4250GFF000XXX	1SDA075525R1

Ordering codes for XT4

Circuit breakers



XT4 – circuit breaker

SACE XT4L (100 kA) Ekip Dip LSIG front terminals (F) – UL 100% rated

Size	lu	Trip unit	In	Type	3 poles		4 poles	
					U.S. ordering code	Global reference number	U.S. ordering code	Global reference number
XT4	250	Ekip Dip LSIG	40	XT4L 250 Ekip LSIG	XT4LQ3040GFF000XXX	1SDA075514R1 + 1SDA076606R1	XT4LQ4040GFF000XXX	1SDA075520R1 + 1SDA080701R1
			60	XT4L 250 Ekip LSIG	XT4LQ3060GFF000XXX	1SDA075515R1 + 1SDA076606R1	XT4LQ4060GFF000XXX	1SDA075521R1 + 1SDA080701R1
			100	XT4L 250 Ekip LSIG	XT4LQ3100GFF000XXX	1SDA075516R1 + 1SDA076606R1	XT4LQ4100GFF000XXX	1SDA075522R1 + 1SDA080701R1
			150	XT4L 250 Ekip LSIG	XT4LQ3150GFF000XXX	1SDA075517R1 + 1SDA076606R1	XT4LQ4150GFF000XXX	1SDA075523R1 + 1SDA080701R1
			225	XT4L 250 Ekip LSIG	XT4LQ3225GFF000XXX	1SDA075518R1 + 1SDA076606R1	XT4LQ4225GFF000XXX	1SDA075524R1 + 1SDA080701R1
			250	XT4L 250 Ekip LSIG	XT4LQ3250GFF000XXX	1SDA075519R1 + 1SDA076606R1	XT4LQ4250GFF000XXX	1SDA075525R1 + 1SDA080701R1

SACE XT4L (100 kA) Ekip Dip LIG front terminals (F)

Size	lu	Trip unit	In	Type	3 poles		4 poles	
					U.S. ordering code	Global reference number	U.S. ordering code	Global reference number
XT4	250	Ekip Dip LIG	100	XT4L 250 Ekip LIG	XT4LU3100CFF000XXX	1SDA075643R1 + 1SDA102391R1	XT4LU4100CFF000XXX	1SDA075648R1 + 1SDA102436R1
			150	XT4L 250 Ekip LIG	XT4LU3150CFF000XXX	1SDA075643R1 + 1SDA102392R1	XT4LU4150CFF000XXX	1SDA075648R1 + 1SDA102437R1
			225	XT4L 250 Ekip LIG	XT4LU3225CFF000XXX	1SDA075643R1 + 1SDA102393R1	XT4LU4225CFF000XXX	1SDA075648R1 + 1SDA102438R1
			250	XT4L 250 Ekip LIG	XT4LU3250CFF000XXX	1SDA075643R1 + 1SDA102394R1	XT4LU4250CFF000XXX	1SDA075648R1 + 1SDA102439R1
			40	XT4L 250 Ekip LIG	XT4LU3040CFF000XXX	1SDA075643R1 + 1SDA102389R1	XT4LU4040CFF000XXX	1SDA075648R1 + 1SDA102434R1
			60	XT4L 250 Ekip LIG	XT4LU3060CFF000XXX	1SDA075643R1 + 1SDA102390R1	XT4LU4060CFF000XXX	1SDA075648R1 + 1SDA102435R1

Ordering codes for XT4

Circuit breakers



XT4 – circuit breaker

SACE XT4L (100 kA) Ekip Dip LIG front terminals (F) – UL 100% rated

Size	Iu	Trip unit	In	Type	3 poles		4 poles	
					U.S. ordering code	Global reference number	U.S. ordering code	Global reference number
XT4	250	Ekip Dip LIG	100	XT4L 250 Ekip LIG	XT4LQ3100CFF000XXX	1SDA075643R1 + 1SDA102391R1 + 1SDA076606R1	XT4LQ4100CFF000XXX	1SDA075648R1 + 1SDA102436R1 + 1SDA080701R1
			150	XT4L 250 Ekip LIG	XT4LQ3150CFF000XXX	1SDA075643R1 + 1SDA102392R1 + 1SDA076606R1	XT4LQ4150CFF000XXX	1SDA075648R1 + 1SDA102437R1 + 1SDA080701R1
			225	XT4L 250 Ekip LIG	XT4LQ3225CFF000XXX	1SDA075643R1 + 1SDA102393R1 + 1SDA076606R1	XT4LQ4225CFF000XXX	1SDA075648R1 + 1SDA102438R1 + 1SDA080701R1
			250	XT4L 250 Ekip LIG	XT4LQ3250CFF000XXX	1SDA075643R1 + 1SDA102394R1 + 1SDA076606R1	XT4LQ4250CFF000XXX	1SDA075648R1 + 1SDA102439R1 + 1SDA080701R1
			40	XT4L 250 Ekip LIG	XT4LQ3040CFF000XXX	1SDA075643R1 + 1SDA102389R1 + 1SDA076606R1	XT4LQ4040CFF000XXX	1SDA075648R1 + 1SDA102434R1 + 1SDA080701R1
			60	XT4L 250 Ekip LIG	XT4LQ3060CFF000XXX	1SDA075643R1 + 1SDA102390R1 + 1SDA076606R1	XT4LQ4060CFF000XXX	1SDA075648R1 + 1SDA102435R1 + 1SDA080701R1

SACE XT4L (100 kA) Ekip Touch LSI front terminals (F)

Size	Iu	Trip unit	In	Type	3 poles		4 poles	
					U.S. ordering code	Global reference number	U.S. ordering code	Global reference number
XT4	250	Ekip Touch LSI	100	XT4L 250 Ekip Touch LSI	XT4LU3100PFF000XXX	1SDA075643R1 + 1SDA102364R1	XT4LU4100PFF000XXX	1SDA075648R1 + 1SDA102412R1
			150	XT4L 250 Ekip Touch LSI	XT4LU3150PFF000XXX	1SDA075643R1 + 1SDA102362R1	XT4LU4150PFF000XXX	1SDA075648R1 + 1SDA102410R1
			225	XT4L 250 Ekip Touch LSI	XT4LU3225PFF000XXX	1SDA075643R1 + 1SDA102363R1	XT4LU4225PFF000XXX	1SDA075648R1 + 1SDA102411R1
			250	XT4L 250 Ekip Touch LSI	XT4LU3250PFF000XXX	1SDA075643R1 + 1SDA102365R1	XT4LU4250PFF000XXX	1SDA075648R1 + 1SDA102413R1

Ordering codes for XT4

Circuit breakers



XT4 – circuit breaker

SACE XT4L (100 kA) Ekip Touch LSI front terminals (F) – UL 100% rated

Size	lu	Trip unit	In	Type	3 poles		4 poles	
					U.S. ordering code	Global reference number	U.S. ordering code	Global reference number
XT4	250	Ekip Touch LSI	100	XT4L 250 Ekip Touch LSI	XT4LQ3100PFF000XXX	1SDA075643R1 + 1SDA102364R1 + 1SDA076606R1	XT4LQ4100PFF000XXX	1SDA075648R1 + 1SDA102412R1 + 1SDA080701R1
					XT4LQ3150PFF000XXX	1SDA075643R1 + 1SDA102362R1 + 1SDA076606R1	XT4LQ4150PFF000XXX	1SDA075648R1 + 1SDA102410R1 + 1SDA080701R1
					XT4LQ3225PFF000XXX	1SDA075643R1 + 1SDA102363R1 + 1SDA076606R1	XT4LQ4225PFF000XXX	1SDA075648R1 + 1SDA102411R1 + 1SDA080701R1
					XT4LQ3250PFF000XXX	1SDA075643R1 + 1SDA102365R1 + 1SDA076606R1	XT4LQ4250PFF000XXX	1SDA075648R1 + 1SDA102413R1 + 1SDA080701R1

SACE XT4L (100 kA) Ekip Touch LSI front terminals (F)

Size	lu	Trip unit	In	Type	3 poles		4 poles	
					U.S. ordering code	Global reference number	U.S. ordering code	Global reference number
XT4	250	Ekip Touch LSI	100	XT4L 250 Ekip Touch LSI	XT4LU3100QFF000XXX	1SDA075643R1 + 1SDA102368R1	XT4LU4100QFF000XXX	1SDA075648R1 + 1SDA102416R1
					XT4LU3150QFF000XXX	1SDA075643R1 + 1SDA102366R1	XT4LU4150QFF000XXX	1SDA075648R1 + 1SDA102414R1
					XT4LU3225QFF000XXX	1SDA075643R1 + 1SDA102367R1	XT4LU4225QFF000XXX	1SDA075648R1 + 1SDA102415R1
					XT4LU3250QFF000XXX	1SDA075643R1 + 1SDA102369R1	XT4LU4250QFF000XXX	1SDA075648R1 + 1SDA102417R1

SACE XT4L (100 kA) Ekip Touch LSI front terminals (F) – UL 100% rated

Size	lu	Trip unit	In	Type	3 poles		4 poles	
					U.S. ordering code	Global reference number	U.S. ordering code	Global reference number
XT4	250	Ekip Touch LSI	100	XT4L 250 Ekip Touch LSI	XT4LQ3100QFF000XXX	1SDA075643R1 + 1SDA102368R1 + 1SDA076606R1	XT4LQ4100QFF000XXX	1SDA075648R1 + 1SDA102416R1 + 1SDA080701R1
					XT4LQ3150QFF000XXX	1SDA075643R1 + 1SDA102366R1 + 1SDA076606R1	XT4LQ4150QFF000XXX	1SDA075648R1 + 1SDA102414R1 + 1SDA080701R1
					XT4LQ3225QFF000XXX	1SDA075643R1 + 1SDA102367R1 + 1SDA076606R1	XT4LQ4225QFF000XXX	1SDA075648R1 + 1SDA102415R1 + 1SDA080701R1
					XT4LQ3250QFF000XXX	1SDA075643R1 + 1SDA102369R1 + 1SDA076606R1	XT4LQ4250QFF000XXX	1SDA075648R1 + 1SDA102417R1 + 1SDA080701R1

Ordering codes for XT4

Circuit breakers



XT4 – circuit breaker

SACE XT4L (100 kA) Ekip Touch Measuring-LSI front terminals (F)

Size	lu	Trip unit	In	Type	3 poles		4 poles	
					U.S. ordering code	Global reference number	U.S. ordering code	Global reference number
XT4	250	Ekip Touch M-LSI	100	XT4L 250 Ekip Touch M-LSI	XT4LU3100RFF000XXX	1SDA075643R1 + 1SDA102372R1	XT4LU4100RFF000XXX	1SDA075648R1 + 1SDA102420R1
					XT4LU3150RFF000XXX	1SDA075643R1 + 1SDA102370R1	XT4LU4150RFF000XXX	1SDA075648R1 + 1SDA102418R1
					XT4LU3225RFF000XXX	1SDA075643R1 + 1SDA102371R1	XT4LU4225RFF000XXX	1SDA075648R1 + 1SDA102419R1
					XT4LU3250RFF000XXX	1SDA075643R1 + 1SDA102373R1	XT4LU4250RFF000XXX	1SDA075648R1 + 1SDA102421R1

SACE XT4L (100 kA) Ekip Touch Measuring-LSI front terminals (F) – UL 100% rated

Size	lu	Trip unit	In	Type	3 poles		4 poles	
					U.S. ordering code	Global reference number	U.S. ordering code	Global reference number
XT4	250	Ekip Touch M-LSI	100	XT4L 250 Ekip Touch M-LSI	XT4LQ3100RFF000XXX	1SDA075643R1 + 1SDA102372R1 + 1SDA076606R1	XT4LQ4100RFF000XXX	1SDA075648R1 + 1SDA102420R1 + 1SDA080701R1
					XT4LQ3150RFF000XXX	1SDA075643R1 + 1SDA102370R1 + 1SDA076606R1	XT4LQ4150RFF000XXX	1SDA075648R1 + 1SDA102418R1 + 1SDA080701R1
					XT4LQ3225RFF000XXX	1SDA075643R1 + 1SDA102371R1 + 1SDA076606R1	XT4LQ4225RFF000XXX	1SDA075648R1 + 1SDA102419R1 + 1SDA080701R1
					XT4LQ3250RFF000XXX	1SDA075643R1 + 1SDA102373R1 + 1SDA076606R1	XT4LQ4250RFF000XXX	1SDA075648R1 + 1SDA102421R1 + 1SDA080701R1

SACE XT4L (100 kA) Ekip Touch Measuring-LSIG front terminals (F)

Size	lu	Trip unit	In	Type	3 poles		4 poles	
					U.S. ordering code	Global reference number	U.S. ordering code	Global reference number
XT4	250	Ekip Touch M-LSIG	100	XT4L 250 Ekip Touch M-LSIG	XT4LU3100SFF000XXX	1SDA075643R1 + 1SDA102376R1	XT4LU4100SFF000XXX	1SDA075648R1 + 1SDA102424R1
					XT4LU3150SFF000XXX	1SDA075643R1 + 1SDA102374R1	XT4LU4150SFF000XXX	1SDA075648R1 + 1SDA102422R1
					XT4LU3225SFF000XXX	1SDA075643R1 + 1SDA102375R1	XT4LU4225SFF000XXX	1SDA075648R1 + 1SDA102423R1
					XT4LU3250SFF000XXX	1SDA075643R1 + 1SDA102377R1	XT4LU4250SFF000XXX	1SDA075648R1 + 1SDA102425R1

Ordering codes for XT4

Circuit breakers



XT4 – circuit breaker

SACE XT4L (100 kA) Ekip Touch Measuring-LSIG front terminals (F) – UL 100% rated

Size lu	Trip unit	In	Type	3 poles		4 poles	
				U.S. ordering code	Global reference number	U.S. ordering code	Global reference number
XT4 250	Ekip Touch M-LSIG	100	XT4L 250 Ekip Touch M-LSIG	XT4LQ3100SFF000XXX	1SDA075643R1 + 1SDA102376R1 + 1SDA076606R1	XT4LQ4100SFF000XXX	1SDA075648R1 + 1SDA102424R1 + 1SDA080701R1
				XT4LQ3150SFF000XXX	1SDA075643R1 + 1SDA102374R1 + 1SDA076606R1	XT4LQ4150SFF000XXX	1SDA075648R1 + 1SDA102422R1 + 1SDA080701R1
				XT4LQ3225SFF000XXX	1SDA075643R1 + 1SDA102375R1 + 1SDA076606R1	XT4LQ4225SFF000XXX	1SDA075648R1 + 1SDA102423R1 + 1SDA080701R1
				XT4LQ3250SFF000XXX	1SDA075643R1 + 1SDA102377R1 + 1SDA076606R1	XT4LQ4250SFF000XXX	1SDA075648R1 + 1SDA102425R1 + 1SDA080701R1

SACE XT4L (100 kA) Ekip Hi-Touch LSI front terminals (F)

Size lu	Trip unit	In	Type	3 poles		4 poles	
				U.S. ordering code	Global reference number	U.S. ordering code	Global reference number
XT4 250	Ekip Hi-Touch LSI	100	XT4L 250 Ekip Hi-Touch LSI	XT4LU3100TFF000XXX	1SDA075643R1 + 1SDA102380R1	XT4LU4100TFF000XXX	1SDA075648R1 + 1SDA102428R1
				XT4LU3150TFF000XXX	1SDA075643R1 + 1SDA102378R1	XT4LU4150TFF000XXX	1SDA075648R1 + 1SDA102426R1
				XT4LU3225TFF000XXX	1SDA075643R1 + 1SDA102379R1	XT4LU4225TFF000XXX	1SDA075648R1 + 1SDA102427R1
				XT4LU3250TFF000XXX	1SDA075643R1 + 1SDA102381R1	XT4LU4250TFF000XXX	1SDA075648R1 + 1SDA102429R1

SACE XT4L (100 kA) Ekip Hi-Touch LSI front terminals (F) – UL 100% rated

Size lu	Trip unit	In	Type	3 poles		4 poles	
				U.S. ordering code	Global reference number	U.S. ordering code	Global reference number
XT4 250	Ekip Hi-Touch LSI	100	XT4L 250 Ekip Hi-Touch LSI	XT4LQ3100TFF000XXX	1SDA075643R1 + 1SDA102380R1 + 1SDA076606R1	XT4LQ4100TFF000XXX	1SDA075648R1 + 1SDA102428R1 + 1SDA080701R1
				XT4LQ3150TFF000XXX	1SDA075643R1 + 1SDA102378R1 + 1SDA076606R1	XT4LQ4150TFF000XXX	1SDA075648R1 + 1SDA102426R1 + 1SDA080701R1
				XT4LQ3225TFF000XXX	1SDA075643R1 + 1SDA102379R1 + 1SDA076606R1	XT4LQ4225TFF000XXX	1SDA075648R1 + 1SDA102427R1 + 1SDA080701R1
				XT4LQ3250TFF000XXX	1SDA075643R1 + 1SDA102381R1 + 1SDA076606R1	XT4LQ4250TFF000XXX	1SDA075648R1 + 1SDA102429R1 + 1SDA080701R1

Ordering codes for XT4

Circuit breakers



XT4 – circuit breaker

SACE XT4L (100 kA) Ekip Hi-Touch LSIG front terminals (F)

Size lu	Trip unit	In	Type	3 poles		4 poles	
				U.S. ordering code	Global reference number	U.S. ordering code	Global reference number
XT4 250	Ekip Hi-Touch LSIG	100	XT4L 250 Ekip Hi-Touch LSIG	XT4LU3100UFF000XXX	1SDA075643R1 + 1SDA102384R1	XT4LU4100UFF000XXX	1SDA075648R1 + 1SDA102432R1
		150	XT4L 250 Ekip Hi-Touch LSIG	XT4LU3150UFF000XXX	1SDA075643R1 + 1SDA102382R1	XT4LU4150UFF000XXX	1SDA075648R1 + 1SDA102430R1
	225	XT4L 250 Ekip Hi-Touch LSIG	XT4LU3225UFF000XXX	1SDA075643R1 + 1SDA102383R1	XT4LU4225UFF000XXX	1SDA075648R1 + 1SDA102431R1	
	250	XT4L 250 Ekip Hi-Touch LSIG	XT4LU3250UFF000XXX	1SDA075643R1 + 1SDA102385R1	XT4LU4250UFF000XXX	1SDA075648R1 + 1SDA102433R1	

SACE XT4L (100 kA) Ekip Hi-Touch LSIG front terminals (F) – UL 100% rated

Size lu	Trip unit	In	Type	3 poles		4 poles	
				U.S. ordering code	Global reference number	U.S. ordering code	Global reference number
XT4 250	Ekip Hi-Touch LSIG	100	XT4L 250 Ekip Hi-Touch LSIG	XT4LQ3100UFF000XXX	1SDA075643R1 + 1SDA102384R1 + 1SDA076606R1	XT4LQ4100UFF000XXX	1SDA075648R1 + 1SDA102432R1 + 1SDA080701R1
		150	XT4L 250 Ekip Hi-Touch LSIG	XT4LQ3150UFF000XXX	1SDA075643R1 + 1SDA102382R1 + 1SDA076606R1	XT4LQ4150UFF000XXX	1SDA075648R1 + 1SDA102430R1 + 1SDA080701R1
	225	XT4L 250 Ekip Hi-Touch LSIG	XT4LQ3225UFF000XXX	1SDA075643R1 + 1SDA102383R1 + 1SDA076606R1	XT4LQ4225UFF000XXX	1SDA075648R1 + 1SDA102431R1 + 1SDA080701R1	
	250	XT4L 250 Ekip Hi-Touch LSIG	XT4LQ3250UFF000XXX	1SDA075643R1 + 1SDA102385R1 + 1SDA076606R1	XT4LQ4250UFF000XXX	1SDA075648R1 + 1SDA102433R1 + 1SDA080701R1	

Ordering codes for XT4

Circuit breakers



XT4 – circuit breaker

Motor circuit protector (MCP)

SACE XT4L (100 kA) MA front terminals (F)

Size	Iu	Trip unit	In	Type	3 poles	
					U.S. ordering code	Global reference number
XT4	250	MA	25	XT4L 250 MA 25	XT4LU3025MFF000XXX	1SDA075347R1
				XT4L 250 MA 50	XT4LU3050MFF000XXX	1SDA075348R1
				XT4L 250 MA 80	XT4LU3080MFF000XXX	1SDA075349R1
				XT4L 250 MA 100	XT4LU3100MFF000XXX	1SDA075350R1
				XT4L 250 MA 110	XT4LU3110MFF000XXX	1SDA075351R1
				XT4L 250 MA 125	XT4LU3125MFF000XXX	1SDA075352R1
				XT4L 250 MA 150	XT4LU3150MFF000XXX	1SDA075353R1
				XT4L 250 MA 175	XT4LU3175MFF000XXX	1SDA075354R1
				XT4L 250 MA 200	XT4LU3200MFF000XXX	1SDA075355R1
				XT4L 250 MA 225	XT4LU3225MFF000XXX	1SDA075356R1
				XT4L 250 MA 250	XT4LU3250MFF000XXX	1SDA075357R1

SACE XT4L (100 kA) Ekip I front terminals (F)

Size	Iu	Trip unit	In	Type	3 poles	
					U.S. ordering code	Global reference number
XT4	250	Ekip I	40	XT4L 250 Ekip I In = 40 A	XT4LU3040JFF000XXX	1SDA075574R1
				XT4L 250 Ekip I In = 60 A	XT4LU3060JFF000XXX	1SDA075575R1
				XT4L 250 Ekip I In = 100 A	XT4LU3100JFF000XXX	1SDA075576R1
				XT4L 250 Ekip I In = 150 A	XT4LU3150JFF000XXX	1SDA075577R1
				XT4L 250 Ekip I In = 225 A	XT4LU3225JFF000XXX	1SDA075578R1
				XT4L 250 Ekip I In = 250 A	XT4LU3250JFF000XXX	1SDA075579R1

Ordering codes for XT4

Circuit breakers



—
XT4 – circuit breaker

Motor protection circuit breaker (MPCB)

SACE XT4L (100 kA) Ekip M-LIU front terminals (F)

Size lu	Trip unit	In	Type	3 poles	
				U.S. ordering code	Global reference number
XT4 250	Ekip M-LIU	40	XT4L 250 Ekip M-LIU In = 40 A	XT4LU3040LFF000XXX	1SDA075606R1
		60	XT4L 250 Ekip M-LIU In = 60 A	XT4LU3060LFF000XXX	1SDA075607R1
		100	XT4L 250 Ekip M-LIU In = 100 A	XT4LU3100LFF000XXX	1SDA075608R1
		150	XT4L 250 Ekip M-LIU In = 150 A	XT4LU3150LFF000XXX	1SDA075609R1

SACE XT4L (100 kA) Ekip M-LIU front terminals (F) – UL 100% rated

Size lu	Trip unit	In	Type	3 poles	
				U.S. ordering code	Global reference number
XT4 250	Ekip M-LIU	40	XT4L 250 Ekip M-LIU In = 40 A	XT4LQ3040LFF000XXX	1SDA075606R1 + 1SDA076606R1
		60	XT4L 250 Ekip M-LIU In = 60 A	XT4LQ3060LFF000XXX	1SDA075607R1 + 1SDA076606R1
		100	XT4L 250 Ekip M-LIU In = 100 A	XT4LQ3100LFF000XXX	1SDA075608R1 + 1SDA076606R1
		150	XT4L 250 Ekip M-LIU In = 150 A	XT4LQ3150LFF000XXX	1SDA075609R1 + 1SDA076606R1

Ordering codes for XT4

Circuit breakers



XT4 – circuit breaker

SACE XT4L (100 kA) Ekip M Touch LRIU front terminals (F)

Size lu	Trip unit	In	Type	3 poles	
				U.S. ordering code	Global reference number
XT4 250	Ekip M Touch LRIU	100	XT4L 250 EkipM Touch LRIU 100	XT4LU3100WFF000XXX	1SDA102292R1
		150	XT4L 250 EkipM Touch LRIU 150	XT4LU3150WFF000XXX	1SDA102293R1
		200	XT4L 250 EkipM Touch LRIU 200	XT4LU3200WFF000XXX	1SDA102294R1

SACE XT4L (100 kA) Ekip M Touch LRIU front terminals (F) – UL 100% rated

Size lu	Trip unit	In	Type	3 poles	
				U.S. ordering code	Global reference number
XT4 250	Ekip M Touch LRIU	100	XT4L 250 EkipM Touch LRIU	XT4LQ3100WFF000XXX	1SDA102292R1 + 1SDA076606R1
		150	XT4L 250 EkipM Touch LRIU	XT4LQ3150WFF000XXX	1SDA102293R1 + 1SDA076606R1
		200	XT4L 250 EkipM Touch LRIU	XT4LQ3200WFF000XXX	1SDA102294R1 + 1SDA076606R1

Ordering codes for XT4

Circuit breakers



XT4 – circuit breaker

Distribution circuit breakers

SACE XT4V (150 kA) TMF/TMA front terminals (F)

Size	Iu	Trip unit	In	Type	3 poles		4 poles	
					U.S. ordering code	Global reference number	U.S. ordering code	Global reference number
XT4	250	TMF	25	XT4V 250 TMF 25-400	XT4VU3025AFF000XXX	1SDA075291R1	XT4VU4025AFF000XXX	1SDA075308R1
				XT4V 250 TMF 30-400	XT4VU3030AFF000XXX	1SDA075292R1	XT4VU4030AFF000XXX	1SDA075309R1
				XT4V 250 TMF 35-400	XT4VU3035AFF000XXX	1SDA075293R1	XT4VU4035AFF000XXX	1SDA075310R1
				XT4V 250 TMF 40-400	XT4VU3040AFF000XXX	1SDA075294R1	XT4VU4040AFF000XXX	1SDA075311R1
				XT4V 250 TMF 50-500	XT4VU3050AFF000XXX	1SDA075295R1	XT4VU4050AFF000XXX	1SDA075312R1
				XT4V 250 TMF 60-600	XT4VU3060AFF000XXX	1SDA075296R1	XT4VU4060AFF000XXX	1SDA075313R1
				XT4V 250 TMF 70-700	XT4VU3070AFF000XXX	1SDA075297R1	XT4VU4070AFF000XXX	1SDA075314R1
				XT4V 250 TMF 80-800	XT4VU3080AFF000XXX	1SDA080160R1	-	-
				XT4V 250 TMF 90-900	XT4VU3090AFF000XXX	1SDA080161R1	-	-
				XT4V 250 TMF 100-1000	XT4VU3100AFF000XXX	1SDA080152R1	-	-
				XT4V 250 TMF 110-1100	XT4VU3110AFF000XXX	1SDA080153R1	-	-
				XT4V 250 TMF 125-1250	XT4VU3125AFF000XXX	1SDA080154R1	-	-
				XT4V 250 TMF 150-1500	XT4VU3150AFF000XXX	1SDA080155R1	-	-
				XT4V 250 TMF 175-1750	XT4VU3175AFF000XXX	1SDA080156R1	-	-
				XT4V 250 TMF 200-2000	XT4VU3200AFF000XXX	1SDA080157R1	-	-
				XT4V 250 TMF 225-2250	XT4VU3225AFF000XXX	1SDA080158R1	-	-
				XT4V 250 TMF 250-2500	XT4VU3250AFF000XXX	1SDA080159R1	-	-

Ordering codes for XT4

Circuit breakers



XT4 – circuit breaker

SACE XT4V (150 kA) TMF/TMA front terminals (F)

Size	Iu	Trip unit	In	Type	3 poles		4 poles	
					U.S. ordering code	Global reference number	U.S. ordering code	Global reference number
XT4	250	TMA	80	XT4V 250 TMA 80-800	XT4VU3080BFF000XXX	1SDA075298R1	XT4VU4080BFF000XXX	1SDA075315R1
			90	XT4V 250 TMA 90-900	XT4VU3090BFF000XXX	1SDA075299R1	XT4VU4090BFF000XXX	1SDA075316R1
			100	XT4V 250 TMA 100-1000	XT4VU3100BFF000XXX	1SDA075300R1	XT4VU4100BFF000XXX	1SDA075317R1
			110	XT4V 250 TMA 110-1100	XT4VU3110BFF000XXX	1SDA075301R1	XT4VU4110BFF000XXX	1SDA075318R1
			125	XT4V 250 TMA 125-1250	XT4VU3125BFF000XXX	1SDA075302R1	XT4VU4125BFF000XXX	1SDA075319R1
			150	XT4V 250 TMA 150-1500	XT4VU3150BFF000XXX	1SDA075303R1	XT4VU4150BFF000XXX	1SDA075320R1
			175	XT4V 250 TMA 175-1750	XT4VU3175BFF000XXX	1SDA075304R1	XT4VU4175BFF000XXX	1SDA075321R1
			200	XT4V 250 TMA 200-2000	XT4VU3200BFF000XXX	1SDA075305R1	XT4VU4200BFF000XXX	1SDA075322R1
			225	XT4V 250 TMA 225-2250	XT4VU3225BFF000XXX	1SDA075306R1	XT4VU4225BFF000XXX	1SDA075323R1
			250	XT4V 250 TMA 250-2500	XT4VU3250BFF000XXX	1SDA075307R1	XT4VU4250BFF000XXX	1SDA075324R1

Ordering codes for XT4

Circuit breakers



XT4 – circuit breaker

SACE XT4V (150 kA) TMF/TMA front terminals (F) – UL 100% rated

Size	lu	Trip unit	In	Type	3 poles		4 poles	
					U.S. ordering code	Global reference number	U.S. ordering code	Global reference number
XT4	250	TMF	25	XT4V 250	XT4VQ3025AFF000XXX	1SDA075291R1 +	XT4VQ4025AFF000XXX	1SDA075308R1 +
				TMF 25-400		1SDA076606R1		1SDA080701R1
			30	XT4V 250	XT4VQ3030AFF000XXX	1SDA075292R1 +	XT4VQ4030AFF000XXX	1SDA075309R1 +
				TMF 30-400		1SDA076606R1		1SDA080701R1
			35	XT4V 250	XT4VQ3035AFF000XXX	1SDA075293R1 +	XT4VQ4035AFF000XXX	1SDA075310R1 +
				TMF 35-400		1SDA076606R1		1SDA080701R1
			40	XT4V 250	XT4VQ3040AFF000XXX	1SDA075294R1 +	XT4VQ4040AFF000XXX	1SDA075311R1 +
				TMF 40-400		1SDA076606R1		1SDA080701R1
			50	XT4V 250	XT4VQ3050AFF000XXX	1SDA075295R1 +	XT4VQ4050AFF000XXX	1SDA075312R1 +
				TMF 50-500		1SDA076606R1		1SDA080701R1
			60	XT4V 250	XT4VQ3060AFF000XXX	1SDA075296R1 +	XT4VQ4060AFF000XXX	1SDA075313R1 +
				TMF 60-600		1SDA076606R1		1SDA080701R1
			70	XT4V 250	XT4VQ3070AFF000XXX	1SDA075297R1 +	XT4VQ4070AFF000XXX	1SDA075314R1 +
				TMF 70-700		1SDA076606R1		1SDA080701R1
			80	XT4V 250	XT4VQ3080AFF000XXX	1SDA080160R1 +	-	-
				TMF 80-800		1SDA076606R1		
90	XT4V 250	XT4VQ3090AFF000XXX	1SDA080161R1 +	-	-			
	TMF 90-900		1SDA076606R1					
100	XT4V 250	XT4VQ3100AFF000XXX	1SDA080152R1 +	-	-			
	TMF 100-10		1SDA076606R1					
110	XT4V 250	XT4VQ3110AFF000XXX	1SDA080153R1 +	-	-			
	TMF 110-11		1SDA076606R1					
125	XT4V 250	XT4VQ3125AFF000XXX	1SDA080154R1 +	-	-			
	TMF 125-12		1SDA076606R1					
150	XT4V 250	XT4VQ3150AFF000XXX	1SDA080155R1 +	-	-			
	TMF 150-15		1SDA076606R1					
175	XT4V 250	XT4VQ3175AFF000XXX	1SDA080156R1 +	-	-			
	TMF 175-17		1SDA076606R1					
200	XT4V 250	XT4VQ3200AFF000XXX	1SDA080157R1 +	-	-			
	TMF 200-20		1SDA076606R1					
225	XT4V 250	XT4VQ3225AFF000XXX	1SDA080158R1 +	-	-			
	TMF 225-22		1SDA076606R1					
250	XT4V 250	XT4VQ3250AFF000XXX	1SDA080159R1 +	-	-			
	TMF 250-25		1SDA076606R1					

Ordering codes for XT4

Circuit breakers



XT4 – circuit breaker

SACE XT4V (150 kA) TMF/TMA front terminals (F) – UL 100% rated

Size	Iu	Trip unit	In	Type	3 poles		4 poles	
					U.S. ordering code	Global reference number	U.S. ordering code	Global reference number
XT4	250	TMA	80	XT4V 250 TMA 80	XT4VQ3080BFF000XXX	1SDA075298R1 + 1SDA076606R1	XT4VQ4080BFF000XXX	1SDA075315R1 + 1SDA080701R1
			90	XT4V 250 TMA 90	XT4VQ3090BFF000XXX	1SDA075299R1 + 1SDA076606R1	XT4VQ4090BFF000XXX	1SDA075316R1 + 1SDA080701R1
			100	XT4V 250 TMA 100	XT4VQ3100BFF000XXX	1SDA075300R1 + 1SDA076606R1	XT4VQ4100BFF000XXX	1SDA075317R1 + 1SDA080701R1
			110	XT4V 250 TMA 110	XT4VQ3110BFF000XXX	1SDA075301R1 + 1SDA076606R1	XT4VQ4110BFF000XXX	1SDA075318R1 + 1SDA080701R1
			125	XT4V 250 TMA 125	XT4VQ3125BFF000XXX	1SDA075302R1 + 1SDA076606R1	XT4VQ4125BFF000XXX	1SDA075319R1 + 1SDA080701R1
			150	XT4V 250 TMA 150	XT4VQ3150BFF000XXX	1SDA075303R1 + 1SDA076606R1	XT4VQ4150BFF000XXX	1SDA075320R1 + 1SDA080701R1
			175	XT4V 250 TMA 175	XT4VQ3175BFF000XXX	1SDA075304R1 + 1SDA076606R1	XT4VQ4175BFF000XXX	1SDA075321R1 + 1SDA080701R1
			200	XT4V 250 TMA 200	XT4VQ3200BFF000XXX	1SDA075305R1 + 1SDA076606R1	XT4VQ4200BFF000XXX	1SDA075322R1 + 1SDA080701R1
			225	XT4V 250 TMA 225	XT4VQ3225BFF000XXX	1SDA075306R1 + 1SDA076606R1	XT4VQ4225BFF000XXX	1SDA075323R1 + 1SDA080701R1
			250	XT4V 250 TMA 250	XT4VQ3250BFF000XXX	1SDA075307R1 + 1SDA076606R1	XT4VQ4250BFF000XXX	1SDA075324R1 + 1SDA080701R1

SACE XT4V (150 kA) Ekip Dip LS/I front terminals (F)

Size	Iu	Trip unit	In	Type	3 poles		4 poles	
					U.S. ordering code	Global reference number	U.S. ordering code	Global reference number
XT4	250	Ekip Dip LS/I	40	XT4V 250 Ekip LS/I In = 40 A	XT4VU3040EFF000XXX	1SDA075406R1	XT4VU4040EFF000XXX	1SDA075412R1
			60	XT4V 250 Ekip LS/I In = 60 A	XT4VU3060EFF000XXX	1SDA075407R1	XT4VU4060EFF000XXX	1SDA075413R1
			100	XT4V 250 Ekip LS/I In = 100 A	XT4VU3100EFF000XXX	1SDA075408R1	XT4VU4100EFF000XXX	1SDA075414R1
			150	XT4V 250 Ekip LS/I In = 150 A	XT4VU3150EFF000XXX	1SDA075409R1	XT4VU4150EFF000XXX	1SDA075415R1
			225	XT4V 250 Ekip LS/I In = 225 A	XT4VU3225EFF000XXX	1SDA075410R1	XT4VU4225EFF000XXX	1SDA075416R1
			250	XT4V 250 Ekip LS/I In = 250 A	XT4VU3250EFF000XXX	1SDA075411R1	XT4VU4250EFF000XXX	1SDA075417R1

Ordering codes for XT4

Circuit breakers



XT4 – circuit breaker

SACE XT4V (150 kA) Ekip Dip LS/I front terminals (F) – UL 100% rated

Size	Iu	Trip unit	In	Type	3 poles		4 poles	
					U.S. ordering code	Global reference number	U.S. ordering code	Global reference number
XT4	250	Ekip Dip LS/I	40	XT4V 250 Ekip LS/I	XT4VQ3040EFF000XXX	1SDA075406R1 + 1SDA076606R1	XT4VQ4040EFF000XXX	UL 100% rated
			60	XT4V 250 Ekip LS/I	XT4VQ3060EFF000XXX	1SDA075407R1 + 1SDA076606R1	XT4VQ4060EFF000XXX	UL 100% rated
			100	XT4V 250 Ekip LS/I	XT4VQ3100EFF000XXX	1SDA075408R1 + 1SDA076606R1	XT4VQ4100EFF000XXX	UL 100% rated
			150	XT4V 250 Ekip LS/I	XT4VQ3150EFF000XXX	1SDA075409R1 + 1SDA076606R1	XT4VQ4150EFF000XXX	UL 100% rated
			225	XT4V 250 Ekip LS/I	XT4VQ3225EFF000XXX	1SDA075410R1 + 1SDA076606R1	XT4VQ4225EFF000XXX	UL 100% rated
			250	XT4V 250 Ekip LS/I	XT4VQ3250EFF000XXX	1SDA075411R1 + 1SDA076606R1	XT4VQ4250EFF000XXX	UL 100% rated

SACE XT4V (150 kA) Ekip Dip LSI front terminals (F)

Size	Iu	Trip unit	In	Type	3 poles		4 poles	
					U.S. ordering code	Global reference number	U.S. ordering code	Global reference number
XT4	250	Ekip Dip LSI	40	XT4V 250 Ekip LSI In = 40 A	XT4VU3040FFF000XXX	1SDA075466R1	XT4VU4040FFF000XXX	1SDA075472R1
			60	XT4V 250 Ekip LSI In = 60 A	XT4VU3060FFF000XXX	1SDA075467R1	XT4VU4060FFF000XXX	1SDA075473R1
			100	XT4V 250 Ekip LSI In = 100 A	XT4VU3100FFF000XXX	1SDA075468R1	XT4VU4100FFF000XXX	1SDA075474R1
			150	XT4V 250 Ekip LSI In = 150 A	XT4VU3150FFF000XXX	1SDA075469R1	XT4VU4150FFF000XXX	1SDA075475R1
			225	XT4V 250 Ekip LSI In = 225 A	XT4VU3225FFF000XXX	1SDA075470R1	XT4VU4225FFF000XXX	1SDA075476R1
			250	XT4V 250 Ekip LSI In = 250 A	XT4VU3250FFF000XXX	1SDA075471R1	XT4VU4250FFF000XXX	1SDA075477R1

Ordering codes for XT4

Circuit breakers



XT4 – circuit breaker

SACE XT4V (150 kA) Ekip Dip LSI front terminals (F) – UL 100% rated

Size	Iu	Trip unit	In	Type	3 poles		4 poles	
					U.S. ordering code	Global reference number	U.S. ordering code	Global reference number
XT4	250	Ekip Dip LSI	40	XT4V 250 Ekip LSI In = 40 A	XT4VQ3040FFF000XXX	1SDA075466R1 + 1SDA076606R1	XT4VQ4040FFF000XXX	1SDA075472R1 + 1SDA080701R1
			60	XT4V 250 Ekip LSI In = 60 A	XT4VQ3060FFF000XXX	1SDA075467R1 + 1SDA076606R1	XT4VQ4060FFF000XXX	1SDA075473R1 + 1SDA080701R1
			100	XT4V 250 Ekip LSI In = 100 A	XT4VQ3100FFF000XXX	1SDA075468R1 + 1SDA076606R1	XT4VQ4100FFF000XXX	1SDA075474R1 + 1SDA080701R1
			150	XT4V 250 Ekip LSI In = 150 A	XT4VQ3150FFF000XXX	1SDA075469R1 + 1SDA076606R1	XT4VQ4150FFF000XXX	1SDA075475R1 + 1SDA080701R1
			225	XT4V 250 Ekip LSI In = 225 A	XT4VQ3225FFF000XXX	1SDA075470R1 + 1SDA076606R1	XT4VQ4225FFF000XXX	1SDA075476R1 + 1SDA080701R1
			250	XT4V 250 Ekip LSI In = 250 A	XT4VQ3250FFF000XXX	1SDA075471R1 + 1SDA076606R1	XT4VQ4250FFF000XXX	1SDA075477R1 + 1SDA080701R1

SACE XT4V (150 kA) Ekip Dip LSIG front terminals (F)

Size	Iu	Trip unit	In	Type	3 poles		4 poles	
					U.S. ordering code	Global reference number	U.S. ordering code	Global reference number
XT4	250	Ekip Dip LSIG	40	XT4V 250 Ekip LSIG In = 40 A	XT4VU3040GFF000XXX	1SDA075526R1	XT4VU4040GFF000XXX	1SDA075532R1
			60	XT4V 250 Ekip LSIG In = 60 A	XT4VU3060GFF000XXX	1SDA075527R1	XT4VU4060GFF000XXX	1SDA075533R1
			100	XT4V 250 Ekip LSIG In = 100 A	XT4VU3100GFF000XXX	1SDA075528R1	XT4VU4100GFF000XXX	1SDA075534R1
			150	XT4V 250 Ekip LSIG In = 150 A	XT4VU3150GFF000XXX	1SDA075529R1	XT4VU4150GFF000XXX	1SDA075535R1
			225	XT4V 250 Ekip LSIG In = 225 A	XT4VU3225GFF000XXX	1SDA075530R1	XT4VU4225GFF000XXX	1SDA075536R1
			250	XT4V 250 Ekip LSIG In = 250 A	XT4VU3250GFF000XXX	1SDA075531R1	XT4VU4250GFF000XXX	1SDA075537R1

Ordering codes for XT4

Circuit breakers



XT4 – circuit breaker

SACE XT4V (150 kA) Ekip Dip LSIG front terminals (F) – UL 100% rated

Size	Iu	Trip unit	In	Type	3 poles		4 poles	
					U.S. ordering code	Global reference number	U.S. ordering code	Global reference number
XT4	250	Ekip Dip LSIG	40	XT4V 250 Ekip LSIG In = 40 A	XT4VQ3040GFF000XXX	1SDA075526R1 + 1SDA076606R1	XT4VQ4040GFF000XXX	1SDA075532R1 + 1SDA080701R1
			60	XT4V 250 Ekip LSIG In = 60 A	XT4VQ3060GFF000XXX	1SDA075527R1 + 1SDA076606R1	XT4VQ4060GFF000XXX	1SDA075533R1 + 1SDA080701R1
			100	XT4V 250 Ekip LSIG In = 100 A	XT4VQ3100GFF000XXX	1SDA075528R1 + 1SDA076606R1	XT4VQ4100GFF000XXX	1SDA075534R1 + 1SDA080701R1
			150	XT4V 250 Ekip LSIG In = 150 A	XT4VQ3150GFF000XXX	1SDA075529R1 + 1SDA076606R1	XT4VQ4150GFF000XXX	1SDA075535R1 + 1SDA080701R1
			225	XT4V 250 Ekip LSIG In = 225 A	XT4VQ3225GFF000XXX	1SDA075530R1 + 1SDA076606R1	XT4VQ4225GFF000XXX	1SDA075536R1 + 1SDA080701R1
			250	XT4V 250 Ekip LSIG In = 250 A	XT4VQ3250GFF000XXX	1SDA075531R1 + 1SDA076606R1	XT4VQ4250GFF000XXX	1SDA075537R1 + 1SDA080701R1

SACE XT4V (150 kA) Ekip Dip LIG front terminals (F)

Size	Iu	Trip unit	In	Type	3 poles		4 poles	
					U.S. ordering code	Global reference number	U.S. ordering code	Global reference number
XT4	250	Ekip Dip LIG	40	XT4V 250 Ekip LIG	XT4VU3040CFF000XXX	1SDA075644R1 + 1SDA102389R1	XT4VU4040CFF000XXX	1SDA075649R1 + 1SDA102434R1
			60	XT4V 250 Ekip LIG	XT4VU3060CFF000XXX	1SDA075644R1 + 1SDA102390R1	XT4VU4060CFF000XXX	1SDA075649R1 + 1SDA102435R1
			100	XT4V 250 Ekip – LIG			XT4VU4100CFF000XXX	1SDA075649R1 + 1SDA102436R1
			150	XT4V 250 Ekip LIG	XT4VU3150CFF000XXX	1SDA075644R1 + 1SDA102392R1	XT4VU4150CFF000XXX	1SDA075649R1 + 1SDA102437R1
			225	XT4V 250 Ekip LIG	XT4VU3225CFF000XXX	1SDA075644R1 + 1SDA102393R1	XT4VU4225CFF000XXX	1SDA075649R1 + 1SDA102438R1
			250	XT4V 250 Ekip LIG	XT4VU3250CFF000XXX	1SDA075644R1 + 1SDA102394R1	XT4VU4250CFF000XXX	1SDA075649R1 + 1SDA102439R1

Ordering codes for XT4

Circuit breakers



XT4 – circuit breaker

SACE XT4V (150 kA) Ekip Dip LIG front terminals (F) – UL 100% rated

Size	Iu	Trip unit	In	Type	3 poles		4 poles	
					U.S. ordering code	Global reference number	U.S. ordering code	Global reference number
XT4	250	Ekip Dip LIG	40	XT4V 250 Ekip LIG	XT4VQ3040CFF000XXX	1SDA075644R1 + 1SDA102389R1 + 1SDA076606R1	XT4VQ4040CFF000XXX	1SDA075649R1 + 1SDA102434R1 + 1SDA080701R1
					XT4VQ3060CFF000XXX	1SDA075644R1 + 1SDA102390R1 + 1SDA076606R1		XT4VQ4060CFF000XXX
			60	XT4V 250 Ekip LIG			XT4VQ4100CFF000XXX	1SDA075649R1 + 1SDA102436R1 + 1SDA080701R1
					XT4VQ3150CFF000XXX	1SDA075644R1 + 1SDA102392R1 + 1SDA076606R1	XT4VQ4150CFF000XXX	1SDA075649R1 + 1SDA102437R1 + 1SDA080701R1
			225	XT4V 250 Ekip LIG			XT4VQ4225CFF000XXX	1SDA075649R1 + 1SDA102438R1 + 1SDA080701R1
					XT4VQ3225CFF000XXX	1SDA075644R1 + 1SDA102393R1 + 1SDA076606R1	XT4VQ4225CFF000XXX	1SDA075649R1 + 1SDA102438R1 + 1SDA080701R1
250	XT4V 250 Ekip LIG	XT4VQ3250CFF000XXX	1SDA075644R1 + 1SDA102394R1 + 1SDA076606R1	XT4VQ4250CFF000XXX	1SDA075649R1 + 1SDA102439R1 + 1SDA080701R1			

SACE XT4V (150 kA) Ekip Touch LSI front terminals (F)

Size	Iu	Trip unit	In	Type	3 poles		4 poles		
					U.S. ordering code	Global reference number	U.S. ordering code	Global reference number	
XT4	250	Ekip Touch LSI	100	XT4V 250 Ekip Touch LSI	XT4VU3100PFF000XXX	1SDA075644R1 + 1SDA102364R1	XT4VU4100PFF000XXX	1SDA075649R1 + 1SDA102412R1	
					XT4VU3150PFF000XXX	1SDA075644R1 + 1SDA102362R1		XT4VU4150PFF000XXX	1SDA075649R1 + 1SDA102410R1
					XT4VU3225PFF000XXX	1SDA075644R1 + 1SDA102363R1		XT4VU4225PFF000XXX	1SDA075649R1 + 1SDA102411R1
					XT4VU3250PFF000XXX	1SDA075644R1 + 1SDA102365R1		XT4VU4250PFF000XXX	1SDA075649R1 + 1SDA102413R1

Ordering codes for XT4

Circuit breakers



XT4 – circuit breaker

SACE XT4V (150 kA) Ekip Touch LSI front terminals (F) – UL 100% rated

Size	Iu	Trip unit	In	Type	3 poles		4 poles	
					U.S. ordering code	Global reference number	U.S. ordering code	Global reference number
XT4	250	Ekip Touch LSI	100	XT4V 250 Ekip Touch LSI	XT4VQ3100PFF000XXX	1SDA075644R1 + 1SDA102364R1 + 1SDA076606R1	XT4VQ4100PFF000XXX	1SDA075649R1 + 1SDA102412R1 + 1SDA080701R1
					XT4VQ3150PFF000XXX	1SDA075644R1 + 1SDA102362R1 + 1SDA076606R1	XT4VQ4150PFF000XXX	1SDA075649R1 + 1SDA102410R1 + 1SDA080701R1
					XT4VQ3225PFF000XXX	1SDA075644R1 + 1SDA102363R1 + 1SDA076606R1	XT4VQ4225PFF000XXX	1SDA075649R1 + 1SDA102411R1 + 1SDA080701R1
					XT4VQ3250PFF000XXX	1SDA075644R1 + 1SDA102365R1 + 1SDA076606R1	XT4VQ4250PFF000XXX	1SDA075649R1 + 1SDA102413R1 + 1SDA080701R1

SACE XT4V (150 kA) Ekip Touch LSI front terminals (F)

Size	Iu	Trip unit	In	Type	3 poles		4 poles	
					U.S. ordering code	Global reference number	U.S. ordering code	Global reference number
XT4	250	Ekip Touch LSI	100	XT4V 250 Ekip Touch LSI	XT4VU3100QFF000XXX	1SDA075644R1 + 1SDA102368R1	XT4VU4100QFF000XXX	1SDA075649R1 + 1SDA102416R1
					XT4VU3150QFF000XXX	1SDA075644R1 + 1SDA102366R1	XT4VU4150QFF000XXX	1SDA075649R1 + 1SDA102414R1
					XT4VU3225QFF000XXX	1SDA075644R1 + 1SDA102367R1	XT4VU4225QFF000XXX	1SDA075649R1 + 1SDA102415R1
					XT4VU3250QFF000XXX	1SDA075644R1 + 1SDA102369R1	XT4VU4250QFF000XXX	1SDA075649R1 + 1SDA102417R1

SACE XT4V (150 kA) Ekip Touch LSI front terminals (F) – UL 100% rated

Size	Iu	Trip unit	In	Type	3 poles		4 poles	
					U.S. ordering code	Global reference number	U.S. ordering code	Global reference number
XT4	250	Ekip Touch LSI	100	XT4V 250 Ekip Touch LSI	XT4VQ3100QFF000XXX	1SDA075644R1 + 1SDA102368R1 + 1SDA076606R1	XT4VQ4100QFF000XXX	1SDA075649R1 + 1SDA102416R1 + 1SDA080701R1
					XT4VQ3150QFF000XXX	1SDA075644R1 + 1SDA102366R1 + 1SDA076606R1	XT4VQ4150QFF000XXX	1SDA075649R1 + 1SDA102414R1 + 1SDA080701R1
					XT4VQ3225QFF000XXX	1SDA075644R1 + 1SDA102367R1 + 1SDA076606R1	XT4VQ4225QFF000XXX	1SDA075649R1 + 1SDA102415R1 + 1SDA080701R1
					XT4VQ3250QFF000XXX	1SDA075644R1 + 1SDA102369R1 + 1SDA076606R1	XT4VQ4250QFF000XXX	1SDA075649R1 + 1SDA102417R1 + 1SDA080701R1

Ordering codes for XT4

Circuit breakers



XT4 – circuit breaker

SACE XT4V (150 kA) XT4V 250 Ekip Touch Measuring-LSI front terminals (F)

Size	Iu	Trip unit	In	Type	3 poles		4 poles	
					U.S. ordering code	Global reference number	U.S. ordering code	Global reference number
XT4	250	Ekip Touch M-LSI	100	XT4V 250 Ekip Touch M-LSI	XT4VU3100RFF000XXX	1SDA075644R1 + 1SDA102372R1	XT4VU4100RFF000XXX	1SDA075649R1 + 1SDA102420R1
				XT4V 250 Ekip Touch M-LSI	XT4VU3150RFF000XXX	1SDA075644R1 + 1SDA102370R1	XT4VU4150RFF000XXX	1SDA075649R1 + 1SDA102418R1
				XT4V 250 Ekip Touch M-LSI	XT4VU3225RFF000XXX	1SDA075644R1 + 1SDA102371R1	XT4VU4225RFF000XXX	1SDA075649R1 + 1SDA102419R1
				XT4V 250 Ekip Touch M-LSI	XT4VU3250RFF000XXX	1SDA075644R1 + 1SDA102373R1	XT4VU4250RFF000XXX	1SDA075649R1 + 1SDA102421R1

SACE XT4V (150 kA) XT4V 250 Ekip Touch Measuring-LSI front terminals (F) – UL 100% rated

Size	Iu	Trip unit	In	Type	3 poles		4 poles	
					U.S. ordering code	Global reference number	U.S. ordering code	Global reference number
XT4	250	Ekip Touch M-LSI	100	XT4V 250 Ekip Touch M-LSI	XT4VQ3100RFF000XXX	1SDA075644R1 + 1SDA102372R1 + 1SDA076606R1	XT4VQ4100RFF000XXX	1SDA075649R1 + 1SDA102420R1 + 1SDA080701R1
				XT4V 250 Ekip Touch M-LSI	XT4VQ3150RFF000XXX	1SDA075644R1 + 1SDA102370R1 + 1SDA076606R1	XT4VQ4150RFF000XXX	1SDA075649R1 + 1SDA102418R1 + 1SDA080701R1
				XT4V 250 Ekip Touch M-LSI	XT4VQ3225RFF000XXX	1SDA075644R1 + 1SDA102371R1 + 1SDA076606R1	XT4VQ4225RFF000XXX	1SDA075649R1 + 1SDA102419R1 + 1SDA080701R1
				XT4V 250 Ekip Touch M-LSI	XT4VQ3250RFF000XXX	1SDA075644R1 + 1SDA102373R1 + 1SDA076606R1	XT4VQ4250RFF000XXX	1SDA075649R1 + 1SDA102421R1 + 1SDA080701R1

SACE XT4V (150 kA) Ekip Touch Measuring-LSIG front terminals (F)

Size	Iu	Trip unit	In	Type	3 poles		4 poles	
					U.S. ordering code	Global reference number	U.S. ordering code	Global reference number
XT4	250	Ekip Touch M-LSIG	100	XT4V 250 Ekip Touch M-LSIG	XT4VU3100SFF000XXX	1SDA075644R1 + 1SDA102376R1	XT4VU4100SFF000XXX	1SDA075649R1 + 1SDA102424R1
				XT4V 250 Ekip Touch M-LSIG	XT4VU3150SFF000XXX	1SDA075644R1 + 1SDA102374R1	XT4VU4150SFF000XXX	1SDA075649R1 + 1SDA102422R1
				XT4V 250 Ekip Touch M-LSIG	XT4VU3225SFF000XXX	1SDA075644R1 + 1SDA102375R1	XT4VU4225SFF000XXX	1SDA075649R1 + 1SDA102423R1
				XT4V 250 Ekip Touch M-LSIG	XT4VU3250SFF000XXX	1SDA075644R1 + 1SDA102377R1	XT4VU4250SFF000XXX	1SDA075649R1 + 1SDA102425R1

Ordering codes for XT4

Circuit breakers



XT4 – circuit breaker

SACE XT4V (150 kA) Ekip Touch Measuring-LSIG front terminals (F) – UL 100% rated

Size	Iu	Trip unit	In	Type	3 poles		4 poles	
					U.S. ordering code	Global reference number	U.S. ordering code	Global reference number
XT4	250	Ekip Touch M-LSIG	100	XT4V 250 Ekip Touch M-LSIG	XT4VQ3100SFF000XXX	1SDA075644R1 + 1SDA102376R1 + 1SDA076606R1	XT4VQ4100SFF000XXX	1SDA075649R1 + 1SDA102424R1 + 1SDA080701R1
					XT4VQ3150SFF000XXX	1SDA075644R1 + 1SDA102374R1 + 1SDA076606R1	XT4VQ4150SFF000XXX	1SDA075649R1 + 1SDA102422R1 + 1SDA080701R1
					XT4VQ3225SFF000XXX	1SDA075644R1 + 1SDA102375R1 + 1SDA076606R1	XT4VQ4225SFF000XXX	1SDA075649R1 + 1SDA102423R1 + 1SDA080701R1
					XT4VQ3250SFF000XXX	1SDA075644R1 + 1SDA102377R1 + 1SDA076606R1	XT4VQ4250SFF000XXX	1SDA075649R1 + 1SDA102425R1 + 1SDA080701R1

SACE XT4V (150 kA) Ekip Hi-Touch LSI front terminals (F)

Size	Iu	Trip unit	In	Type	3 poles		4 poles	
					U.S. ordering code	Global reference number	U.S. ordering code	Global reference number
XT4	250	Ekip Hi-Touch LSI	100	XT4V 250 Ekip Hi-Touch LSI	XT4VU3100TFF000XXX	1SDA075644R1 + 1SDA102380R1	XT4VU4100TFF000XXX	1SDA075649R1 + 1SDA102428R1
					XT4VU3150TFF000XXX	1SDA075644R1 + 1SDA102378R1	XT4VU4150TFF000XXX	1SDA075649R1 + 1SDA102426R1
					XT4VU3225TFF000XXX	1SDA075644R1 + 1SDA102379R1	XT4VU4225TFF000XXX	1SDA075649R1 + 1SDA102427R1
					XT4VU3250TFF000XXX	1SDA075644R1 + 1SDA102381R1	XT4VU4250TFF000XXX	1SDA075649R1 + 1SDA102429R1



XT4 – circuit breaker

SACE XT4V (150 kA) Ekip Hi-Touch LSI front terminals (F) – UL 100% rated

Size	Iu	Trip unit	In	Type	3 poles		4 poles	
					U.S. ordering code	Global reference number	U.S. ordering code	Global reference number
XT4	250	Ekip Hi-Touch LSI	100	XT4V 250 Ekip Hi-Touch LSI	XT4VQ3100TFF000XXX	1SDA075644R1 + 1SDA102380R1 + 1SDA076606R1	XT4VQ4100TFF000XXX	1SDA075649R1 + 1SDA102428R1 + 1SDA080701R1
					XT4VQ3150TFF000XXX	1SDA075644R1 + 1SDA102378R1 + 1SDA076606R1	XT4VQ4150TFF000XXX	1SDA075649R1 + 1SDA102426R1 + 1SDA080701R1
					XT4VQ3225TFF000XXX	1SDA075644R1 + 1SDA102379R1 + 1SDA076606R1	XT4VQ4225TFF000XXX	1SDA075649R1 + 1SDA102427R1 + 1SDA080701R1
					XT4VQ3250TFF000XXX	1SDA075644R1 + 1SDA102381R1 + 1SDA076606R1	XT4VQ4250TFF000XXX	1SDA075649R1 + 1SDA102429R1 + 1SDA080701R1

Ordering codes for XT4

Circuit breakers



XT4 – circuit breaker

SACE XT4V (150 kA) Ekip Hi-Touch LSIG front terminals (F)

Size	Iu	Trip unit	In	Type	3 poles		4 poles	
					U.S. ordering code	Global reference number	U.S. ordering code	Global reference number
XT4	250	Ekip Hi-Touch LSIG	100	XT4V 250 Ekip Hi-Touch LSIG	XT4VU3100UFF000XXX	1SDA075644R1 + 1SDA102384R1	XT4VU4100UFF000XXX	1SDA075649R1 + 1SDA102432R1
					XT4VU3150UFF000XXX	1SDA075644R1 + 1SDA102382R1	XT4VU4150UFF000XXX	1SDA075649R1 + 1SDA102430R1
					XT4VU3225UFF000XXX	1SDA075644R1 + 1SDA102383R1	XT4VU4225UFF000XXX	1SDA075649R1 + 1SDA102431R1
					XT4VU3250UFF000XXX	1SDA075644R1 + 1SDA102385R1	XT4VU4250UFF000XXX	1SDA075649R1 + 1SDA102433R1

SACE XT4V (150 kA) Ekip Hi-Touch LSIG front terminals (F) – UL 100% rated

Size	Iu	Trip unit	In	Type	3 poles		4 poles	
					U.S. ordering code	Global reference number	U.S. ordering code	Global reference number
XT4	250	Ekip Hi-Touch LSIG	100	XT4V 250 Ekip Hi-Touch LSIG	XT4VQ3100UFF000XXX	1SDA075644R1 + 1SDA102384R1 + 1SDA076606R1	XT4VQ4100UFF000XXX	1SDA075649R1 + 1SDA102432R1 + 1SDA080701R1
					XT4VQ3150UFF000XXX	1SDA075644R1 + 1SDA102382R1 + 1SDA076606R1	XT4VQ4150UFF000XXX	1SDA075649R1 + 1SDA102430R1 + 1SDA080701R1
					XT4VQ3225UFF000XXX	1SDA075644R1 + 1SDA102383R1 + 1SDA076606R1	XT4VQ4225UFF000XXX	1SDA075649R1 + 1SDA102431R1 + 1SDA080701R1
					XT4VQ3250UFF000XXX	1SDA075644R1 + 1SDA102385R1 + 1SDA076606R1	XT4VQ4250UFF000XXX	1SDA075649R1 + 1SDA102433R1 + 1SDA080701R1

Ordering codes for XT4

Circuit breakers



XT4 – circuit breaker

Motor circuit protector (MCP)

SACE XT4V (150 kA) Ekip I front terminals (F)

Size	Iu	Trip unit	In	Type	3 poles	
					U.S. ordering code	Global reference number
XT4	250	Ekip I	40	XT4V 250 Ekip I In = 40 A	XT4VU3040JFF000XXX	1SDA075586R1
			60	XT4V 250 Ekip I In = 60 A	XT4VU3060JFF000XXX	1SDA075587R1
			100	XT4V 250 Ekip I In = 100 A	XT4VU3100JFF000XXX	1SDA075588R1
			150	XT4V 250 Ekip I In = 150 A	XT4VU3150JFF000XXX	1SDA075589R1
			225	XT4V 250 Ekip I In = 225 A	XT4VU3225JFF000XXX	1SDA075590R1
			250	XT4V 250 Ekip I In = 250 A	XT4VU3250JFF000XXX	1SDA075591R1

Motor protection circuit breaker (MPCB)

SACE XT4V (150 kA) Ekip M-LIU front terminals (F)

Size	Iu	Trip unit	In	Type	3 poles	
					U.S. ordering code	Global reference number
XT4	250	Ekip M-LIU	40	XT4V 250 Ekip M-LIU In = 40 A	XT4VU3040LFF000XXX	1SDA075598R1
			60	XT4V 250 Ekip M-LIU In = 60 A	XT4VU3060LFF000XXX	1SDA075599R1
			100	XT4V 250 Ekip M-LIU In = 100 A	XT4VU3100LFF000XXX	1SDA075600R1
			150	XT4V 250 Ekip M-LIU In = 150 A	XT4VU3150LFF000XXX	1SDA075601R1

Ordering codes for XT4

Circuit breakers



XT4 – circuit breaker

SACE XT4V (150 kA) Ekip M-LIU front terminals (F) – UL 100% rated

Size	Iu	Trip unit	In	Type	3 poles	
					U.S. ordering code	Global reference number
XT4	250	Ekip M-LIU	40	XT4V 250 Ekip M-LIU	XT4VQ3040LFF000XXX	1SDA075598R1 + 1SDA076606R1
			60	XT4V 250 Ekip M-LIU	XT4VQ3060LFF000XXX	1SDA075599R1 + 1SDA076606R1
			100	XT4V 250 Ekip M-LIU	XT4VQ3100LFF000XXX	1SDA075600R1 + 1SDA076606R1
			150	XT4V 250 Ekip M-LIU	XT4VQ3150LFF000XXX	1SDA075601R1 + 1SDA076606R1

SACE XT4V (150 kA) Ekip M Touch LRIU front terminals (F)

Size	Iu	Trip unit	In	Type	3 poles	
					U.S. ordering code	Global reference number
XT4	250	Ekip M Touch LRIU	100	XT4V 250 EkipM TouchLRIU 100	XT4VU3100WFF000XXX	1SDA102295R1
			150	XT4V 250 EkipM TouchLRIU 150	XT4VU3150WFF000XXX	1SDA102296R1
			200	XT4V 250 EkipM TouchLRIU 200	XT4VU3200WFF000XXX	1SDA102297R1

SACE XT4V (150 kA) Ekip M Touch LRIU front terminals (F) – UL 100% rated

Size	Iu	Trip unit	In	Type	3 poles	
					U.S. ordering code	Global reference number
XT4	250	Ekip M Touch LRIU	100	XT4V 250 EkipM Touch LRIU	XT4VQ3100WFF000XXX	1SDA102295R1 + 1SDA076606R1
			150	XT4V 250 EkipM Touch LRIU	XT4VQ3150WFF000XXX	1SDA102296R1 + 1SDA076606R1
			200	XT4V 250 EkipM Touch LRIU	XT4VQ3200WFF000XXX	1SDA102297R1 + 1SDA076606R1

Ordering codes for XT4

Circuit breakers



XT4 – circuit breaker

Distribution circuit breakers

SACE XT4X (200 kA) TMF/TMA front terminals (F)

Size	Iu	Trip unit	In	Type	3 poles		4 poles	
					U.S. ordering code	Global reference number	U.S. ordering code	Global reference number
XT4	250	TMF	25	XT4X 250 TMF	XT4XU3025AFF000XXX	1SDA102347R1 + 1SDA075698R1	XT4XU4025AFF000XXX	1SDA102349R1 + 1SDA075715R1
			30	XT4X 250 TMF	XT4XU3030AFF000XXX	1SDA102347R1 + 1SDA075699R1	XT4XU4030AFF000XXX	1SDA102349R1 + 1SDA075716R1
			35	XT4X 250 TMF	XT4XU3035AFF000XXX	1SDA102347R1 + 1SDA075700R1	XT4XU4035AFF000XXX	1SDA102349R1 + 1SDA075717R1
			40	XT4X 250 TMF	XT4XU3040AFF000XXX	1SDA102347R1 + 1SDA075701R1	XT4XU4040AFF000XXX	1SDA102349R1 + 1SDA075718R1
			50	XT4X 250 TMF	XT4XU3050AFF000XXX	1SDA102347R1 + 1SDA075702R1	XT4XU4050AFF000XXX	1SDA102349R1 + 1SDA075719R1
			60	XT4X 250 TMF	XT4XU3060AFF000XXX	1SDA102347R1 + 1SDA075703R1	XT4XU4060AFF000XXX	1SDA102349R1 + 1SDA075720R1
			70	XT4X 250 TMF	XT4XU3070AFF000XXX	1SDA102347R1 + 1SDA075704R1	XT4XU4070AFF000XXX	1SDA102349R1 + 1SDA075721R1
			80	XT4X 250 TMF	XT4XU3080AFF000XXX	1SDA102347R1 + 1SDA080301R1	-	-
			90	XT4X 250 TMF	XT4XU3090AFF000XXX	1SDA102347R1 + 1SDA080302R1	-	-
			100	XT4X 250 TMF	XT4XU3100AFF000XXX	1SDA102347R1 + 1SDA080293R1	-	-
			110	XT4X 250 TMF	XT4XU3110AFF000XXX	1SDA102347R1 + 1SDA080294R1	-	-
			125	XT4X 250 TMF	XT4XU3125AFF000XXX	1SDA102347R1 + 1SDA080295R1	-	-
			XT4	250	TMA	80	XT4X 250 TMA	XT4XU3080BFF000XXX
90	XT4X 250 TMA	XT4XU3090BFF000XXX				1SDA102347R1 + 1SDA075706R1	XT4XU4090BFF000XXX	1SDA102349R1 + 1SDA075723R1
100	XT4X 250 TMA	XT4XU3100BFF000XXX				1SDA102347R1 + 1SDA075707R1	XT4XU4100BFF000XXX	1SDA102349R1 + 1SDA075724R1
110	XT4X 250 TMA	XT4XU3110BFF000XXX				1SDA102347R1 + 1SDA075708R1	XT4XU4110BFF000XXX	1SDA102349R1 + 1SDA075725R1
125	XT4X 250 TMA	XT4XU3125BFF000XXX				1SDA102347R1 + 1SDA075709R1	XT4XU4125BFF000XXX	1SDA102349R1 + 1SDA075726R1

Ordering codes for XT4

Circuit breakers



XT4 – circuit breaker

SACE XT4X (200 kA) TMF/TMA front terminals (F) – UL 100% rated

Size	Iu	Trip unit	In	Type	3 poles		4 poles					
					U.S. ordering code	Global reference number	U.S. ordering code	Global reference number				
XT4	250	TMF	25	XT4X 250 TMF	XT4XQ3025AFF000XXX	1SDA102347R1 + 1SDA075698R1 + 1SDA076606R1	XT4XQ4025AFF000XXX	1SDA102349R1 + 1SDA075715R1 + 1SDA080701R1				
				XT4X 250 TMF	XT4XQ3030AFF000XXX	1SDA102347R1 + 1SDA075699R1 + 1SDA076606R1	XT4XQ4030AFF000XXX	1SDA102349R1 + 1SDA075716R1 + 1SDA080701R1				
				XT4X 250 TMF	XT4XQ3035AFF000XXX	1SDA102347R1 + 1SDA075700R1 + 1SDA076606R1	XT4XQ4035AFF000XXX	1SDA102349R1 + 1SDA075717R1 + 1SDA080701R1				
				XT4X 250 TMF	XT4XQ3040AFF000XXX	1SDA102347R1 + 1SDA075701R1 + 1SDA076606R1	XT4XQ4040AFF000XXX	1SDA102349R1 + 1SDA075718R1 + 1SDA080701R1				
				XT4X 250 TMF	XT4XQ3050AFF000XXX	1SDA102347R1 + 1SDA075702R1 + 1SDA076606R1	XT4XQ4050AFF000XXX	1SDA102349R1 + 1SDA075719R1 + 1SDA080701R1				
				XT4X 250 TMF	XT4XQ3060AFF000XXX	1SDA102347R1 + 1SDA075703R1 + 1SDA076606R1	XT4XQ4060AFF000XXX	1SDA102349R1 + 1SDA075720R1 + 1SDA080701R1				
				XT4X 250 TMF	XT4XQ3070AFF000XXX	1SDA102347R1 + 1SDA075704R1 + 1SDA076606R1	XT4XQ4070AFF000XXX	1SDA102349R1 + 1SDA075721R1 + 1SDA080701R1				
				XT4X 250 TMF	XT4XQ3080AFF000XXX	1SDA102347R1 + 1SDA080301R1 + 1SDA076606R1	-	-				
				XT4X 250 TMF	XT4XQ3090AFF000XXX	1SDA102347R1 + 1SDA080302R1 + 1SDA076606R1	-	-				
				XT4X 250 TMF	XT4XQ3100AFF000XXX	1SDA102347R1 + 1SDA080293R1 + 1SDA076606R1	-	-				
				XT4X 250 TMF	XT4XQ3110AFF000XXX	1SDA102347R1 + 1SDA080294R1 + 1SDA076606R1	-	-				
				XT4X 250 TMF	XT4XQ3125AFF000XXX	1SDA102347R1 + 1SDA080295R1 + 1SDA076606R1	-	-				
				XT4	250	TMA	80	XT4X 250 TMA	XT4XQ3080BFF000XXX	1SDA102347R1 + 1SDA075705R1 + 1SDA076606R1	XT4XQ4080BFF000XXX	1SDA102349R1 + 1SDA075722R1 + 1SDA080701R1
								XT4X 250 TMA	XT4XQ3090BFF000XXX	1SDA102347R1 + 1SDA075706R1 + 1SDA076606R1	XT4XQ4090BFF000XXX	1SDA102349R1 + 1SDA075723R1 + 1SDA080701R1
XT4X 250 TMA	XT4XQ3100BFF000XXX	1SDA102347R1 + 1SDA075707R1 + 1SDA076606R1	XT4XQ4100BFF000XXX					1SDA102349R1 + 1SDA075724R1 + 1SDA080701R1				
XT4X 250 TMA	XT4XQ3110BFF000XXX	1SDA102347R1 + 1SDA075708R1 + 1SDA076606R1	XT4XQ4110BFF000XXX					1SDA102349R1 + 1SDA075725R1 + 1SDA080701R1				
XT4X 250 TMA	XT4XQ3125BFF000XXX	1SDA102347R1 + 1SDA075709R1 + 1SDA076606R1	XT4XQ4125BFF000XXX					1SDA102349R1 + 1SDA075726R1 + 1SDA080701R1				

Ordering codes for XT4

Circuit breakers



XT4 – circuit breaker

SACE XT4X (200 kA) Ekip Dip LS/I front terminals (F)

Size	Iu	Trip unit	In	Type	3 poles		4 poles	
					U.S. ordering code	Global reference number	U.S. ordering code	Global reference number
XT4	250	Ekip Dip LS/I	40	XT4X 250 Ekip LS/I	XT4XU3040EFF000XXX	1SDA102347R1 + 1SDA075743R1	XT4XU4040EFF000XXX	1SDA102349R1 + 1SDA075749R1
					XT4XU3060EFF000XXX	1SDA102347R1 + 1SDA075744R1	XT4XU4060EFF000XXX	1SDA102349R1 + 1SDA075750R1
			100	XT4X 250 Ekip LS/I	XT4XU3100EFF000XXX	1SDA102347R1 + 1SDA075745R1	XT4XU4100EFF000XXX	1SDA102349R1 + 1SDA075751R1
					XT4XU3150EFF000XXX	1SDA102347R1 + 1SDA075746R1	XT4XU4150EFF000XXX	1SDA102349R1 + 1SDA075752R1
			225	XT4X 250 Ekip LS/I	XT4XU3225EFF000XXX	1SDA102347R1 + 1SDA075747R1	XT4XU4225EFF000XXX	1SDA102349R1 + 1SDA075753R1
					XT4XU3250EFF000XXX	1SDA102347R1 + 1SDA075748R1	XT4XU4250EFF000XXX	1SDA102349R1 + 1SDA075754R1

SACE XT4X (200 kA) Ekip Dip LS/I front terminals (F) – UL 100% rated

Size	Iu	Trip unit	In	Type	3 poles		4 poles	
					U.S. ordering code	Global reference number	U.S. ordering code	Global reference number
XT4	250	Ekip Dip LS/I	40	XT4X 250 Ekip LS/I	XT4XQ3040EFF000XXX	1SDA102347R1 + 1SDA075743R1 + 1SDA076606R1	XT4XQ4040EFF000XXX	1SDA102349R1 + 1SDA075749R1 + 1SDA080701R1
					XT4XQ3060EFF000XXX	1SDA102347R1 + 1SDA075744R1 + 1SDA076606R1	XT4XQ4060EFF000XXX	1SDA102349R1 + 1SDA075750R1 + 1SDA080701R1
			100	XT4X 250 Ekip LS/I	XT4XQ3100EFF000XXX	1SDA102347R1 + 1SDA075745R1 + 1SDA076606R1	XT4XQ4100EFF000XXX	1SDA102349R1 + 1SDA075751R1 + 1SDA080701R1
					XT4XQ3150EFF000XXX	1SDA102347R1 + 1SDA075746R1 + 1SDA076606R1	XT4XQ4150EFF000XXX	1SDA102349R1 + 1SDA075752R1 + 1SDA080701R1
			225	XT4X 250 Ekip LS/I	XT4XQ3225EFF000XXX	1SDA102347R1 + 1SDA075747R1 + 1SDA076606R1	XT4XQ4225EFF000XXX	1SDA102349R1 + 1SDA075753R1 + 1SDA080701R1
					XT4XQ3250EFF000XXX	1SDA102347R1 + 1SDA075748R1 + 1SDA076606R1	XT4XQ4250EFF000XXX	1SDA102349R1 + 1SDA075754R1 + 1SDA080701R1

Ordering codes for XT4

Circuit breakers



XT4 – circuit breaker

SACE XT4X (200 kA) Ekip Dip LSI front terminals (F)

Size	Iu	Trip unit	In	Type	3 poles		4 poles	
					U.S. ordering code	Global reference number	U.S. ordering code	Global reference number
XT4	250	Ekip Dip LSI	40	XT4X 250 Ekip LSI	XT4XU3040FFF000XXX	1SDA102347R1 + 1SDA075755R1	XT4XU4040FFF000XXX	1SDA102349R1 + 1SDA075761R1
					XT4XU3060FFF000XXX	1SDA102347R1 + 1SDA075756R1	XT4XU4060FFF000XXX	1SDA102349R1 + 1SDA075762R1
			100	XT4X 250 Ekip LSI	XT4XU3100FFF000XXX	1SDA102347R1 + 1SDA075757R1	XT4XU4100FFF000XXX	1SDA102349R1 + 1SDA075763R1
					XT4XU3150FFF000XXX	1SDA102347R1 + 1SDA075758R1	XT4XU4150FFF000XXX	1SDA102349R1 + 1SDA075764R1
			225	XT4X 250 Ekip LSI	XT4XU3225FFF000XXX	1SDA102347R1 + 1SDA075759R1	XT4XU4225FFF000XXX	1SDA102349R1 + 1SDA075765R1
					XT4XU3250FFF000XXX	1SDA102347R1 + 1SDA075760R1	XT4XU4250FFF000XXX	1SDA102349R1 + 1SDA075766R1

SACE XT4X (200 kA) Ekip Dip LSI front terminals (F) – UL 100% rated

Size	Iu	Trip unit	In	Type	3 poles		4 poles	
					U.S. ordering code	Global reference number	U.S. ordering code	Global reference number
XT4	250	Ekip Dip LSI	40	XT4X 250 Ekip LSI	XT4XQ3040FFF000XXX	1SDA102347R1 + 1SDA075755R1 + 1SDA076606R1	XT4XQ4040FFF000XXX	1SDA102349R1 + 1SDA075761R1 + 1SDA080701R1
					XT4XQ3060FFF000XXX	1SDA102347R1 + 1SDA075756R1 + 1SDA076606R1	XT4XQ4060FFF000XXX	1SDA102349R1 + 1SDA075762R1 + 1SDA080701R1
			100	XT4X 250 Ekip LSI	XT4XQ3100FFF000XXX	1SDA102347R1 + 1SDA075757R1 + 1SDA076606R1	XT4XQ4100FFF000XXX	1SDA102349R1 + 1SDA075763R1 + 1SDA080701R1
					XT4XQ3150FFF000XXX	1SDA102347R1 + 1SDA075758R1 + 1SDA076606R1	XT4XQ4150FFF000XXX	1SDA102349R1 + 1SDA075764R1 + 1SDA080701R1
			225	XT4X 250 Ekip LSI	XT4XQ3225FFF000XXX	1SDA102347R1 + 1SDA075759R1 + 1SDA076606R1	XT4XQ4225FFF000XXX	1SDA102349R1 + 1SDA075765R1 + 1SDA080701R1
					XT4XQ3250FFF000XXX	1SDA102347R1 + 1SDA075760R1 + 1SDA076606R1	XT4XQ4250FFF000XXX	1SDA102349R1 + 1SDA075766R1 + 1SDA080701R1

Ordering codes for XT4

Circuit breakers



XT4 – circuit breaker

SACE XT4X (200 kA) Ekip Dip LSIG front terminals (F)

Size	Iu	Trip unit	In	Type	3 poles		4 poles	
					U.S. ordering code	Global reference number	U.S. ordering code	Global reference number
XT4	250	Ekip Dip LSIG	40	XT4X 250 Ekip LSIG	XT4XU3040GFF000XXX	1SDA102347R1 + 1SDA075767R1	XT4XU4040GFF000XXX	1SDA102349R1 + 1SDA075773R1
					XT4XU3060GFF000XXX	1SDA102347R1 + 1SDA075768R1	XT4XU4060GFF000XXX	1SDA102349R1 + 1SDA075774R1
			100	XT4X 250 Ekip LSIG	XT4XU3100GFF000XXX	1SDA102347R1 + 1SDA075769R1	XT4XU4100GFF000XXX	1SDA102349R1 + 1SDA075775R1
					XT4XU3150GFF000XXX	1SDA102347R1 + 1SDA075770R1	XT4XU4150GFF000XXX	1SDA102349R1 + 1SDA075776R1
			225	XT4X 250 Ekip LSIG	XT4XU3225GFF000XXX	1SDA102347R1 + 1SDA075771R1	XT4XU4225GFF000XXX	1SDA102349R1 + 1SDA075777R1
					XT4XU3250GFF000XXX	1SDA102347R1 + 1SDA075772R1	XT4XU4250GFF000XXX	1SDA102349R1 + 1SDA075778R1

SACE XT4X (200 kA) Ekip Dip LSIG front terminals (F) – UL 100% rated

Size	Iu	Trip unit	In	Type	3 poles		4 poles	
					U.S. ordering code	Global reference number	U.S. ordering code	Global reference number
XT4	250	Ekip Dip LSIG	40	XT4X 250 Ekip LSIG	XT4XQ3040GFF000XXX	1SDA102347R1 + 1SDA075767R1 + 1SDA076606R1	XT4XQ4040GFF000XXX	1SDA102349R1 + 1SDA075773R1 + 1SDA080701R1
					XT4XQ3060GFF000XXX	1SDA102347R1 + 1SDA075768R1 + 1SDA076606R1	XT4XQ4060GFF000XXX	1SDA102349R1 + 1SDA075774R1 + 1SDA080701R1
			100	XT4X 250 Ekip LSIG	XT4XQ3100GFF000XXX	1SDA102347R1 + 1SDA075769R1 + 1SDA076606R1	XT4XQ4100GFF000XXX	1SDA102349R1 + 1SDA075775R1 + 1SDA080701R1
					XT4XQ3150GFF000XXX	1SDA102347R1 + 1SDA075770R1 + 1SDA076606R1	XT4XQ4150GFF000XXX	1SDA102349R1 + 1SDA075776R1 + 1SDA080701R1
			225	XT4X 250 Ekip LSIG	XT4XQ3225GFF000XXX	1SDA102347R1 + 1SDA075771R1 + 1SDA076606R1	XT4XQ4225GFF000XXX	1SDA102349R1 + 1SDA075777R1 + 1SDA080701R1
					XT4XQ3250GFF000XXX	1SDA102347R1 + 1SDA075772R1 + 1SDA076606R1	XT4XQ4250GFF000XXX	1SDA102349R1 + 1SDA075778R1 + 1SDA080701R1

Ordering codes for XT4

Circuit breakers



XT4 – circuit breaker

SACE XT4X (200 kA) Ekip Dip LIG front terminals (F)

Size	lu	Trip unit	In	Type	3 poles		4 poles	
					U.S. ordering code	Global reference number	U.S. ordering code	Global reference number
XT4	250	Ekip Dip LIG	40	XT4X 250 Ekip LIG	XT4XU3040CFF000XXX	1SDA102347R1 + 1SDA102389R1	XT4XU4040CFF000XXX	1SDA102349R1 + 1SDA102434R1
					XT4XU3060CFF000XXX	1SDA102347R1 + 1SDA102390R1		XT4XU4060CFF000XXX
			100	XT4X 250 Ekip LIG			XT4XU4100CFF000XXX	1SDA102349R1 + 1SDA102436R1
					XT4XU3150CFF000XXX	1SDA102347R1 + 1SDA102392R1	XT4XU4150CFF000XXX	1SDA102349R1 + 1SDA102437R1
			225	XT4X 250 Ekip LIG	XT4XU3225CFF000XXX	1SDA102347R1 + 1SDA102393R1	XT4XU4225CFF000XXX	1SDA102349R1 + 1SDA102438R1
					XT4XU3250CFF000XXX	1SDA102347R1 + 1SDA102394R1	XT4XU4250CFF000XXX	1SDA102349R1 + 1SDA102439R1

SACE XT4X (200 kA) Ekip Dip LIG front terminals (F) – UL 100% rated

Size	lu	Trip unit	In	Type	3 poles		4 poles	
					U.S. ordering code	Global reference number	U.S. ordering code	Global reference number
XT4	250	Ekip Dip LIG	40	XT4X 250 Ekip LIG	XT4XQ3040CFF000XXX	1SDA102347R1 + 1SDA102389R1 + 1SDA076606R1	XT4XQ4040CFF000XXX	1SDA102349R1 + 1SDA102434R1 + 1SDA080701R1
					XT4XQ3060CFF000XXX	1SDA102347R1 + 1SDA102390R1 + 1SDA076606R1		XT4XQ4060CFF000XXX
			100	XT4X 250 Ekip LIG	XT4XQ3100CFF000XXX	1SDA102347R1 + 1SDA102391R1 + 1SDA076606R1	XT4XQ4100CFF000XXX	1SDA102349R1 + 1SDA102436R1 + 1SDA080701R1
					XT4XQ3150CFF000XXX	1SDA102347R1 + 1SDA102392R1 + 1SDA076606R1	XT4XQ4150CFF000XXX	1SDA102349R1 + 1SDA102437R1 + 1SDA080701R1
			225	XT4X 250 Ekip LIG	XT4XQ3225CFF000XXX	1SDA102347R1 + 1SDA102393R1 + 1SDA076606R1	XT4XQ4225CFF000XXX	1SDA102349R1 + 1SDA102438R1 + 1SDA080701R1
					XT4XQ3250CFF000XXX	1SDA102347R1 + 1SDA102394R1 + 1SDA076606R1	XT4XQ4250CFF000XXX	1SDA102349R1 + 1SDA102439R1 + 1SDA080701R1

Ordering codes for XT4

Circuit breakers



XT4 – circuit breaker

SACE XT4X (200 kA) Ekip Touch LSI front terminals (F)

Size	Iu	Trip unit	In	Type	3 poles		4 poles	
					U.S. ordering code	Global reference number	U.S. ordering code	Global reference number
XT4	250	Ekip Touch LSI	100	XT4X 250 Ekip Touch LSI	XT4XU3100PFF000XXX	1SDA102347R1 + 1SDA102364R1	XT4XU4100PFF000XXX	1SDA102349R1 + 1SDA102412R1
					XT4XU3150PFF000XXX	1SDA102347R1 + 1SDA102362R1	XT4XU4150PFF000XXX	1SDA102349R1 + 1SDA102410R1
					XT4XU3225PFF000XXX	1SDA102347R1 + 1SDA102363R1	XT4XU4225PFF000XXX	1SDA102349R1 + 1SDA102411R1
					XT4XU3250PFF000XXX	1SDA102347R1 + 1SDA102365R1	XT4XU4250PFF000XXX	1SDA102349R1 + 1SDA102413R1

SACE XT4X (200 kA) Ekip Touch LSI front terminals (F) – UL 100% rated

Size	Iu	Trip unit	In	Type	3 poles		4 poles	
					U.S. ordering code	Global reference number	U.S. ordering code	Global reference number
XT4	250	Ekip Touch LSI	100	XT4X 250 Ekip Touch LSI	XT4XQ3100PFF000XXX	1SDA102347R1 + 1SDA102364R1 + 1SDA076606R1	XT4XQ4100PFF000XXX	1SDA102349R1 + 1SDA102412R1 + 1SDA080701R1
					XT4XQ3150PFF000XXX	1SDA102347R1 + 1SDA102362R1 + 1SDA076606R1	XT4XQ4150PFF000XXX	1SDA102349R1 + 1SDA102410R1 + 1SDA080701R1
					XT4XQ3225PFF000XXX	1SDA102347R1 + 1SDA102363R1 + 1SDA076606R1	XT4XQ4225PFF000XXX	1SDA102349R1 + 1SDA102411R1 + 1SDA080701R1
					XT4XQ3250PFF000XXX	1SDA102347R1 + 1SDA102365R1 + 1SDA076606R1	XT4XQ4250PFF000XXX	1SDA102349R1 + 1SDA102413R1 + 1SDA080701R1

SACE XT4X (200 kA) Ekip Touch LSI front terminals (F)

Size	Iu	Trip unit	In	Type	3 poles		4 poles	
					U.S. ordering code	Global reference number	U.S. ordering code	Global reference number
XT4	250	Ekip Touch LSI	100	XT4X 250 Ekip Touch LSI	XT4XU3100QFF000XXX	1SDA102347R1 + 1SDA102368R1	XT4XU4100QFF000XXX	1SDA102349R1 + 1SDA102416R1
					XT4XU3150QFF000XXX	1SDA102347R1 + 1SDA102366R1	XT4XU4150QFF000XXX	1SDA102349R1 + 1SDA102414R1
					XT4XU3225QFF000XXX	1SDA102347R1 + 1SDA102367R1	XT4XU4225QFF000XXX	1SDA102349R1 + 1SDA102415R1
					XT4XU3250QFF000XXX	1SDA102347R1 + 1SDA102369R1	XT4XU4250QFF000XXX	1SDA102349R1 + 1SDA102417R1

Ordering codes for XT4

Circuit breakers



XT4 – circuit breaker

SACE XT4X (200 kA) Ekip Touch LSI front terminals (F) – UL 100% rated

Size	lu	Trip unit	In	Type	3 poles		4 poles	
					U.S. ordering code	Global reference number	U.S. ordering code	Global reference number
XT4	250	Ekip Touch LSI	100	XT4X 250 Ekip Touch LSI	XT4XQ3100QFF000XXX	1SDA102347R1 + 1SDA102368R1 + 1SDA076606R1	XT4XQ4100QFF000XXX	1SDA102349R1 + 1SDA102416R1 + 1SDA080701R1
					XT4XQ3150QFF000XXX	1SDA102347R1 + 1SDA102366R1 + 1SDA076606R1	XT4XQ4150QFF000XXX	1SDA102349R1 + 1SDA102414R1 + 1SDA080701R1
					XT4XQ3225QFF000XXX	1SDA102347R1 + 1SDA102367R1 + 1SDA076606R1	XT4XQ4225QFF000XXX	1SDA102349R1 + 1SDA102415R1 + 1SDA080701R1
					XT4XQ3250QFF000XXX	1SDA102347R1 + 1SDA102369R1 + 1SDA076606R1	XT4XQ4250QFF000XXX	1SDA102349R1 + 1SDA102417R1 + 1SDA080701R1

SACE XT4X (200 kA) Ekip Touch Measuring-LSI front terminals (F)

Size	lu	Trip unit	In	Type	3 poles		4 poles	
					U.S. ordering code	Global reference number	U.S. ordering code	Global reference number
XT4	250	Ekip Touch M-LSI	100	XT4X 250 Ekip Touch M-LSI	XT4XU3100RFF000XXX	1SDA102347R1 + 1SDA102372R1	XT4XU4100RFF000XXX	1SDA102349R1 + 1SDA102420R1
					XT4XU3150RFF000XXX	1SDA102347R1 + 1SDA102370R1	XT4XU4150RFF000XXX	1SDA102349R1 + 1SDA102418R1
					XT4XU3225RFF000XXX	1SDA102347R1 + 1SDA102371R1	XT4XU4225RFF000XXX	1SDA102349R1 + 1SDA102419R1
					XT4XU3250RFF000XXX	1SDA102347R1 + 1SDA102373R1	XT4XU4250RFF000XXX	1SDA102349R1 + 1SDA102421R1

SACE XT4X (200 kA) Ekip Touch Measuring-LSI front terminals (F) – UL 100% rated

Size	lu	Trip unit	In	Type	3 poles		4 poles	
					U.S. ordering code	Global reference number	U.S. ordering code	Global reference number
XT4	250	Ekip Touch M-LSI	100	XT4X 250 Ekip Touch M-LSI	XT4XQ3100RFF000XXX	1SDA102347R1 + 1SDA102372R1 + 1SDA076606R1	XT4XQ4100RFF000XXX	1SDA102349R1 + 1SDA102420R1 + 1SDA080701R1
					XT4XQ3150RFF000XXX	1SDA102347R1 + 1SDA102370R1 + 1SDA076606R1	XT4XQ4150RFF000XXX	1SDA102349R1 + 1SDA102418R1 + 1SDA080701R1
					XT4XQ3225RFF000XXX	1SDA102347R1 + 1SDA102371R1 + 1SDA076606R1	XT4XQ4225RFF000XXX	1SDA102349R1 + 1SDA102419R1 + 1SDA080701R1
					XT4XQ3250RFF000XXX	1SDA102347R1 + 1SDA102373R1 + 1SDA076606R1	XT4XQ4250RFF000XXX	1SDA102349R1 + 1SDA102421R1 + 1SDA080701R1

Ordering codes for XT4

Circuit breakers



XT4 – circuit breaker

SACE XT4X (200 kA) Ekip Touch Measuring-LSIG front terminals (F)

Size	Iu	Trip unit	In	Type	3 poles		4 poles	
					U.S. ordering code	Global reference number	U.S. ordering code	Global reference number
XT4	250	Ekip Touch M-LSIG	100	XT4X 250 Ekip Touch M-LSIG	XT4XU3100SFF000XXX	1SDA102347R1 + 1SDA102376R1	XT4XU4100SFF000XXX	1SDA102349R1 + 1SDA102424R1
				150	XT4X 250 Ekip Touch M-LSIG	XT4XU3150SFF000XXX	1SDA102347R1 + 1SDA102374R1	XT4XU4150SFF000XXX
			225	XT4X 250 Ekip Touch M-LSIG	XT4XU3225SFF000XXX	1SDA102347R1 + 1SDA102375R1	XT4XU4225SFF000XXX	1SDA102349R1 + 1SDA102423R1
				250	XT4X 250 Ekip Touch M-LSIG	XT4XU3250SFF000XXX	1SDA102347R1 + 1SDA102377R1	XT4XU4250SFF000XXX

SACE XT4X (200 kA) Ekip Touch Measuring-LSIG front terminals (F) – UL 100% rated

Size	Iu	Trip unit	In	Type	3 poles		4 poles	
					U.S. ordering code	Global reference number	U.S. ordering code	Global reference number
XT4	250	Ekip Touch M-LSIG	100	XT4X 250 Ekip Touch M-LSIG	XT4XQ3100SFF000XXX	1SDA102347R1 + 1SDA102376R1 + 1SDA076606R1	XT4XQ4100SFF000XXX	1SDA102349R1 + 1SDA102424R1 + 1SDA080701R1
				150	XT4X 250 Ekip Touch M-LSIG	XT4XQ3150SFF000XXX	1SDA102347R1 + 1SDA102374R1 + 1SDA076606R1	XT4XQ4150SFF000XXX
			225	XT4X 250 Ekip Touch M-LSIG	XT4XQ3225SFF000XXX	1SDA102347R1 + 1SDA102375R1 + 1SDA076606R1	XT4XQ4225SFF000XXX	1SDA102349R1 + 1SDA102423R1 + 1SDA080701R1
				250	XT4X 250 Ekip Touch M-LSIG	XT4XQ3250SFF000XXX	1SDA102347R1 + 1SDA102377R1 + 1SDA076606R1	XT4XQ4250SFF000XXX



XT4 – circuit breaker

Ordering codes for XT4

Circuit breakers



XT4 – circuit breaker

SACE XT4X (200 kA) Ekip Hi-Touch LSI front terminals (F)

Size	lu	Trip unit	In	Type	3 poles		4 poles	
					U.S. ordering code	Global reference number	U.S. ordering code	Global reference number
XT4	250	Ekip Hi-Touch LSI	100	XT4X 250 Ekip Hi-Touch LSI	XT4XU3100TFF000XXX	1SDA102347R1 + 1SDA102380R1	XT4XU4100TFF000XXX	1SDA102349R1 + 1SDA102428R1
			150	XT4X 250 Ekip Hi-Touch LSI	XT4XU3150TFF000XXX	1SDA102347R1 + 1SDA102378R1	XT4XU4150TFF000XXX	1SDA102349R1 + 1SDA102426R1
			225	XT4X 250 Ekip Hi-Touch LSI	XT4XU3225TFF000XXX	1SDA102347R1 + 1SDA102379R1	XT4XU4225TFF000XXX	1SDA102349R1 + 1SDA102427R1
			250	XT4X 250 Ekip Hi-Touch LSI	XT4XU3250TFF000XXX	1SDA102347R1 + 1SDA102381R1	XT4XU4250TFF000XXX	1SDA102349R1 + 1SDA102429R1

Ordering codes for XT4

Circuit breakers



XT4 – circuit breaker

SACE XT4X (200 kA) Ekip Hi-Touch LSI front terminals (F) – UL 100% rated

Size	Iu	Trip unit	In	Type	3 poles		4 poles	
					U.S. ordering code	Global reference number	U.S. ordering code	Global reference number
XT4	250	Ekip Hi-Touch LSI	100	XT4X 250 Ekip Hi-Touch LSI	XT4XQ3100TFF000XXX	1SDA102347R1 + 1SDA102380R1 + 1SDA076606R1	XT4XQ4100TFF000XXX	1SDA102349R1 + 1SDA102428R1 + 1SDA080701R1
					XT4XQ3150TFF000XXX	1SDA102347R1 + 1SDA102378R1 + 1SDA076606R1	XT4XQ4150TFF000XXX	1SDA102349R1 + 1SDA102426R1 + 1SDA080701R1
					XT4XQ3225TFF000XXX	1SDA102347R1 + 1SDA102379R1 + 1SDA076606R1	XT4XQ4225TFF000XXX	1SDA102349R1 + 1SDA102427R1 + 1SDA080701R1
					XT4XQ3250TFF000XXX	1SDA102347R1 + 1SDA102381R1 + 1SDA076606R1	XT4XQ4250TFF000XXX	1SDA102349R1 + 1SDA102429R1 + 1SDA080701R1

SACE XT4X (200 kA) Ekip Hi-Touch LSIG front terminals (F)

Size	Iu	Trip unit	In	Type	3 poles		4 poles	
					U.S. ordering code	Global reference number	U.S. ordering code	Global reference number
XT4	250	Ekip Hi-Touch LSIG	100	XT4X 250 Ekip Hi-Touch LSIG	XT4XU3100UFF000XXX	1SDA102347R1 + 1SDA102384R1	XT4XU4100UFF000XXX	1SDA102349R1 + 1SDA102432R1
					XT4XU3150UFF000XXX	1SDA102347R1 + 1SDA102382R1	XT4XU4150UFF000XXX	1SDA102349R1 + 1SDA102430R1
					XT4XU3225UFF000XXX	1SDA102347R1 + 1SDA102383R1	XT4XU4225UFF000XXX	1SDA102349R1 + 1SDA102431R1
					XT4XU3250UFF000XXX	1SDA102347R1 + 1SDA102385R1	XT4XU4250UFF000XXX	1SDA102349R1 + 1SDA102433R1

SACE XT4X (200 kA) Ekip Hi-Touch LSIG front terminals (F) – UL 100% rated

Size	Iu	Trip unit	In	Type	3 poles		4 poles	
					U.S. ordering code	Global reference number	U.S. ordering code	Global reference number
XT4	250	Ekip Hi-Touch LSIG	100	XT4X 250 Ekip Hi-Touch LSIG	XT4XQ3100UFF000XXX	1SDA102347R1 + 1SDA102384R1 + 1SDA076606R1	XT4XQ4100UFF000XXX	1SDA102349R1 + 1SDA102432R1 + 1SDA080701R1
					XT4XQ3150UFF000XXX	1SDA102347R1 + 1SDA102382R1 + 1SDA076606R1	XT4XQ4150UFF000XXX	1SDA102349R1 + 1SDA102430R1 + 1SDA080701R1
					XT4XQ3225UFF000XXX	1SDA102347R1 + 1SDA102383R1 + 1SDA076606R1	XT4XQ4225UFF000XXX	1SDA102349R1 + 1SDA102431R1 + 1SDA080701R1
					XT4XQ3250UFF000XXX	1SDA102347R1 + 1SDA102385R1 + 1SDA076606R1	XT4XQ4250UFF000XXX	1SDA102349R1 + 1SDA102433R1 + 1SDA080701R1

Ordering codes for XT5

Circuit breakers



XT5 – circuit breaker

Distribution circuit breakers

SACE XT5N (35 kA) TMA – front terminals (F)

Size	lu	Trip unit	In	Type	3 poles		4 poles	
					U.S. ordering code	Global reference number	U.S. ordering code	Global reference number
XT5	400	TMA	300	XT5N 400 TMA 300-3000	XT5NU330ABFF000XXX	1SDA102443R1	XT5NU430ABFF000XXX	1SDA102587R1
				XT5N 400 TMA 400-4000	XT5NU340ABFF000XXX	1SDA102444R1	XT5NU440ABFF000XXX	1SDA102588R1
XT5	600	TMA	600	XT5N 600 TMA 600-6000	XT5NU360BBFF000XXX	1SDA102446R1	XT5NU460BBFF000XXX	1SDA102590R1

SACE XT5N (35 kA) TMA – front terminals (F) – UL 100% rated

Size	lu	Trip unit	In	Type	3 poles		4 poles	
					U.S. ordering code	Global reference number	U.S. ordering code	Global reference number
XT5	400	TMA	300	XT5N 400 TMA 300-30	XT5NQ330ABFF000XXX	1SDA102443R1 + 1SDA112973R1	XT5NQ430ABFF000XXX	1SDA102587R1 + 1SDA112974R1
				XT5N 400 TMA 400-40	XT5NQ340ABFF000XXX	1SDA102444R1 + 1SDA112973R1	XT5NQ440ABFF000XXX	1SDA102588R1 + 1SDA112974R1
XT5	600	TMA	500	XT5N 600 TMA 500-50	XT5NQ350BBFF000XXX	1SDA102445R1 + 1SDA112973R1	XT5NQ450BBFF000XXX	1SDA102589R1 + 1SDA112974R1
				XT5N 600 TMA 600-60	XT5NQ360BBFF000XXX	1SDA102446R1 + 1SDA112973R1	XT5NQ460BBFF000XXX	1SDA102590R1 + 1SDA112974R1

SACE XT5N (35 kA) Ekip Dip LS/I – front terminals (F)

Size	lu	Trip unit	In	Type	3 poles		4 poles	
					U.S. ordering code	Global reference number	U.S. ordering code	Global reference number
XT5	400	Ekip Dip LS/I	250	XT5N 400 Ekip LS/I In = 250 A	XT5NU325AEFF000XXX	1SDA102447R1	XT5NU425AEFF000XXX	1SDA102591R1
				XT5N 400 Ekip LS/I In = 300 A	XT5NU330AEFF000XXX	1SDA102448R1	XT5NU430AEFF000XXX	1SDA102592R1
				XT5N 400 Ekip LS/I In = 400 A	XT5NU340AEFF000XXX	1SDA102449R1	XT5NU440AEFF000XXX	1SDA102593R1
XT5	600	Ekip Dip LS/I	600	XT5N 600 Ekip LS/I In = 600 A	XT5NU360BEFF000XXX	1SDA102450R1	XT5NU460BEFF000XXX	1SDA102594R1

Ordering codes for XT5

Circuit breakers



XT5 – circuit breaker

SACE XT5N (35 kA) Ekip Dip LS/I – front terminals (F) – UL 100% rated

Size	Iu	Trip unit	In	Type	3 poles		4 poles	
					U.S. ordering code	Global reference number	U.S. ordering code	Global reference number
XT5	400	Ekip Dip LS/I	250	XT5N 400 Ekip LS/I	XT5NQ325AEFF000XXX	1SDA102447R1 + 1SDA112973R1	XT5NQ425AEFF000XXX	1SDA102591R1 + 1SDA112974R1
				XT5N 400 Ekip LS/I	XT5NQ330AEFF000XXX	1SDA102448R1 + 1SDA112973R1	XT5NQ430AEFF000XXX	1SDA102592R1 + 1SDA112974R1
				XT5N 400 Ekip LS/I	XT5NQ340AEFF000XXX	1SDA102449R1 + 1SDA112973R1	XT5NQ440AEFF000XXX	1SDA102593R1 + 1SDA112974R1
XT5	600	Ekip Dip LS/I	600	XT5N 600 Ekip LS/I	XT5NQ360BEFF000XXX	1SDA102450R1 + 1SDA112973R1	XT5NQ460BEFF000XXX	1SDA102594R1 + 1SDA112974R1

SACE XT5N (35 kA) Ekip Dip LSI – front terminals (F)

Size	Iu	Trip unit	In	Type	3 poles		4 poles	
					U.S. ordering code	Global reference number	U.S. ordering code	Global reference number
XT5	400	Ekip Dip LSI	250	XT5N 400 Ekip LSI In = 250 A	XT5NU325AFF000XXX	1SDA102451R1	XT5NU425AFF000XXX	1SDA102595R1
				XT5N 400 Ekip LSI In = 300 A	XT5NU330AFF000XXX	1SDA102452R1	XT5NU430AFF000XXX	1SDA102596R1
				XT5N 400 Ekip LSI In = 400 A	XT5NU340AFF000XXX	1SDA102453R1	XT5NU440AFF000XXX	1SDA102597R1
XT5	600	Ekip Dip LSI	600	XT5N 600 Ekip LSI In = 600 A	XT5NU360BFF000XXX	1SDA102454R1	XT5NU460BFF000XXX	1SDA102598R1

SACE XT5N (35 kA) Ekip Dip LSI – front terminals (F) – UL 100% rated

Size	Iu	Trip unit	In	Type	3 poles		4 poles	
					U.S. ordering code	Global reference number	U.S. ordering code	Global reference number
XT5	400	Ekip Dip LSI	250	XT5N 400 Ekip LSI	XT5NQ325AFF000XXX	1SDA102451R1 + 1SDA112973R1	XT5NQ425AFF000XXX	1SDA102595R1 + 1SDA112974R1
				XT5N 400 Ekip LSI	XT5NQ330AFF000XXX	1SDA102452R1 + 1SDA112973R1	XT5NQ430AFF000XXX	1SDA102596R1 + 1SDA112974R1
				XT5N 400 Ekip LSI	XT5NQ340AFF000XXX	1SDA102453R1 + 1SDA112973R1	XT5NQ440AFF000XXX	1SDA102597R1 + 1SDA112974R1
XT5	600	Ekip Dip LSI	600	XT5N 600 Ekip LSI	XT5NQ360BFF000XXX	1SDA102454R1 + 1SDA112973R1	XT5NQ460BFF000XXX	1SDA102598R1 + 1SDA112974R1

Ordering codes for XT5

Circuit breakers



XT5 – circuit breaker

SACE XT5N (35 kA) Ekip Dip LSIG – front terminals (F)

Size	Iu	Trip unit	In	Type	3 poles		4 poles	
					U.S. ordering code	Global reference number	U.S. ordering code	Global reference number
XT5	400	Ekip Dip LSIG	250	XT5N 400 Ekip LSIG In = 250 A	XT5NU325AGFF000XXX	1SDA102455R1	XT5NU425AGFF000XXX	1SDA102599R1
					XT5NU330AGFF000XXX	1SDA102456R1	XT5NU430AGFF000XXX	1SDA102600R1
					XT5NU340AGFF000XXX	1SDA102457R1	XT5NU440AGFF000XXX	1SDA102601R1
XT5	600	Ekip Dip LSIG	600	XT5N 600 Ekip LSIG In = 600 A	XT5NU360BGFF000XXX	1SDA102458R1	XT5NU460BGFF000XXX	1SDA102602R1

SACE XT5N (35 kA) Ekip Dip LSIG – front terminals (F) – UL 100% rated

Size	Iu	Trip unit	In	Type	3 poles		4 poles	
					U.S. ordering code	Global reference number	U.S. ordering code	Global reference number
XT5	400	Ekip Dip LSIG	250	XT5N 400 Ekip LSIG	XT5NQ325AGFF000XXX	1SDA102455R1 + 1SDA112973R1	XT5NQ425AGFF000XXX	1SDA102599R1 + 1SDA112974R1
					XT5NQ330AGFF000XXX	1SDA102456R1 + 1SDA112973R1	XT5NQ430AGFF000XXX	1SDA102600R1 + 1SDA112974R1
					XT5NQ340AGFF000XXX	1SDA102457R1 + 1SDA112973R1	XT5NQ440AGFF000XXX	1SDA102601R1 + 1SDA112974R1
XT5	600	Ekip Dip LSIG	600	XT5N 600 Ekip LSIG	XT5NQ360BGFF000XXX	1SDA102458R1 + 1SDA112973R1	XT5NQ460BGFF000XXX	1SDA102602R1 + 1SDA112974R1

SACE XT5N (35 kA) Ekip Dip LIG – front terminals (F)

Size	Iu	Trip unit	In	Type	3 poles		4 poles	
					U.S. ordering code	Global reference number	U.S. ordering code	Global reference number
XT5	400	Ekip Dip LIG	250	XT5N 400 Ekip LIG In = 250 A	XT5NU325ACFF000XXX	1SDA102477R1	XT5NU425ACFF000XXX	1SDA102607R1
					XT5NU330ACFF000XXX	1SDA102478R1	XT5NU430ACFF000XXX	1SDA102608R1
					XT5NU340ACFF000XXX	1SDA102479R1	XT5NU440ACFF000XXX	1SDA102609R1
XT5	600	Ekip Dip LIG	600	XT5N 600 Ekip LIG In = 600 A	XT5NU360BCFF000XXX	1SDA102480R1	XT5NU460BCFF000XXX	1SDA102610R1

Ordering codes for XT5

Circuit breakers



XT5 – circuit breaker

SACE XT5N (35 kA) Ekip Dip LIG – front terminals (F) – UL 100% rated

Size	lu	Trip unit	In	Type	3 poles		4 poles	
					U.S. ordering code	Global reference number	U.S. ordering code	Global reference number
XT5	400	Ekip Dip LIG	250	XT5N 400 Ekip LIG	XT5NQ325ACFF000XXX	1SDA102477R1 + 1SDA112973R1	XT5NQ425ACFF000XXX	1SDA102607R1 + 1SDA112974R1
					XT5NQ330ACFF000XXX	1SDA102478R1 + 1SDA112973R1	XT5NQ430ACFF000XXX	1SDA102608R1 + 1SDA112974R1
					XT5NQ340ACFF000XXX	1SDA102479R1 + 1SDA112973R1	XT5NQ440ACFF000XXX	1SDA102609R1 + 1SDA112974R1
XT5	600	Ekip Dip LIG	600	XT5N 600 Ekip LIG	XT5NQ360BCFF000XXX	1SDA102480R1 + 1SDA112973R1	XT5NQ460BCFF000XXX	1SDA102610R1 + 1SDA112974R1

SACE XT5N (35 kA) Ekip Touch LSI – front terminals (F)

Size	lu	Trip unit	In	Type	3 poles		4 poles	
					U.S. ordering code	Global reference number	U.S. ordering code	Global reference number
XT5	400	Ekip Touch LSI	250	XT5N 400 Ekip Touch LSI	XT5NU325APFF000XXX	1SDA102679R1 + 1SDA102719R1	XT5NU425APFF000XXX	1SDA102691R1 + 1SDA102796R1
					XT5NU330APFF000XXX	1SDA102679R1 + 1SDA102720R1	XT5NU430APFF000XXX	1SDA102691R1 + 1SDA102797R1
					XT5NU340APFF000XXX	1SDA102679R1 + 1SDA102721R1	XT5NU440APFF000XXX	1SDA102691R1 + 1SDA102798R1
XT5	600	Ekip Touch LSI	600	XT5N 600 Ekip Touch LSI	XT5NU360BPFF000XXX	1SDA102680R1 + 1SDA102722R1	XT5NU460BPFF000XXX	1SDA102692R1 + 1SDA102799R1

SACE XT5N (35 kA) Ekip Touch LSI – front terminals (F) – UL 100% rated

Size	lu	Trip unit	In	Type	3 poles		4 poles	
					U.S. ordering code	Global reference number	U.S. ordering code	Global reference number
XT5	400	Ekip Touch LSI	250	XT5N 400 Ekip Touch LSI	XT5NQ325APFF000XXX	1SDA102679R1 + 1SDA102719R1 + 1SDA112973R1	XT5NQ425APFF000XXX	1SDA102691R1 + 1SDA102796R1 + 1SDA112974R1
					XT5NQ330APFF000XXX	1SDA102679R1 + 1SDA102720R1 + 1SDA112973R1	XT5NQ430APFF000XXX	1SDA102691R1 + 1SDA102797R1 + 1SDA112974R1
					XT5NQ340APFF000XXX	1SDA102679R1 + 1SDA102721R1 + 1SDA112973R1	XT5NQ440APFF000XXX	1SDA102691R1 + 1SDA102798R1 + 1SDA112974R1
XT5	600	Ekip Touch LSI	600	XT5N 600 Ekip Touch LSI	XT5NQ360BPFF000XXX	1SDA102680R1 + 1SDA102722R1 + 1SDA112973R1	XT5NQ460BPFF000XXX	1SDA102692R1 + 1SDA102799R1 + 1SDA112974R1

Ordering codes for XT5

Circuit breakers



XT5 – circuit breaker

SACE XT5N (35 kA) Ekip Touch LSIg – front terminals (F)

Size	lu	Trip unit	In	Type	3 poles		4 poles	
					U.S. ordering code	Global reference number	U.S. ordering code	Global reference number
XT5	400	Ekip Touch LSIg	250	XT5N 400 Ekip Touch LSIg	XT5NU325AQFF000XXX	1SDA102679R1 + 1SDA102723R1	XT5NU425AQFF000XXX	1SDA102691R1 + 1SDA102800R1
					XT5NU330AQFF000XXX	1SDA102679R1 + 1SDA102724R1	XT5NU430AQFF000XXX	1SDA102691R1 + 1SDA102801R1
					XT5NU340AQFF000XXX	1SDA102679R1 + 1SDA102725R1	XT5NU440AQFF000XXX	1SDA102691R1 + 1SDA102802R1
XT5	600	Ekip Touch LSIg	600	XT5N 600 Ekip Touch LSIg	XT5NU360BQFF000XXX	1SDA102680R1 + 1SDA102726R1	XT5NU460BQFF000XXX	1SDA102692R1 + 1SDA102803R1

SACE XT5N (35 kA) Ekip Touch LSIg – front terminals (F) – UL 100% rated

Size	lu	Trip unit	In	Type	3 poles		4 poles	
					U.S. ordering code	Global reference number	U.S. ordering code	Global reference number
XT5	400	Ekip Touch LSIg	250	XT5N 400 Ekip Touch LSIg	XT5NQ325AQFF000XXX	1SDA102679R1 + 1SDA102723R1 + 1SDA112973R1	XT5NQ425AQFF000XXX	1SDA102691R1 + 1SDA102800R1 + 1SDA112974R1
					XT5NQ330AQFF000XXX	1SDA102679R1 + 1SDA102724R1 + 1SDA112973R1	XT5NQ430AQFF000XXX	1SDA102691R1 + 1SDA102801R1 + 1SDA112974R1
					XT5NQ340AQFF000XXX	1SDA102679R1 + 1SDA102725R1 + 1SDA112973R1	XT5NQ440AQFF000XXX	1SDA102691R1 + 1SDA102802R1 + 1SDA112974R1
XT5	600	Ekip Touch LSIg	600	XT5N 600 Ekip Touch LSIg	XT5NQ360BQFF000XXX	1SDA102680R1 + 1SDA102726R1 + 1SDA112973R1	XT5NQ460BQFF000XXX	1SDA102692R1 + 1SDA102803R1 + 1SDA112974R1

SACE XT5N (35 kA) Ekip Touch Measuring-LSI – front terminals (F)

Size	lu	Trip unit	In	Type	3 poles		4 poles	
					U.S. ordering code	Global reference number	U.S. ordering code	Global reference number
XT5	400	Ekip Touch M-LSI	250	XT5N 400 Ekip Touch M-LSI	XT5NU325ARFF000XXX	1SDA102679R1 + 1SDA102727R1	XT5NU425ARFF000XXX	1SDA102691R1 + 1SDA102804R1
					XT5NU330ARFF000XXX	1SDA102679R1 + 1SDA102728R1	XT5NU430ARFF000XXX	1SDA102691R1 + 1SDA102805R1
					XT5NU340ARFF000XXX	1SDA102679R1 + 1SDA102729R1	XT5NU440ARFF000XXX	1SDA102691R1 + 1SDA102806R1
XT5	600	Ekip Touch M-LSI	600	XT5N 600 Ekip Touch M-LSI	XT5NU360BRFF000XXX	1SDA102680R1 + 1SDA102730R1	XT5NU460BRFF000XXX	1SDA102692R1 + 1SDA102807R1

Ordering codes for XT5

Circuit breakers



XT5 – circuit breaker

SACE XT5N (35 kA) Ekip Touch Measuring-LSI – front terminals (F) – UL 100% rated

Size	Iu	Trip unit	In	Type	3 poles		4 poles	
					U.S. ordering code	Global reference number	U.S. ordering code	Global reference number
XT5	400	Ekip Touch M-LSI	250	XT5N 400 Ekip Touch M-LSI	XT5NQ325ARFF000XXX	1SDA102679R1 + 1SDA102727R1 + 1SDA112973R1	XT5NQ425ARFF000XXX	1SDA102691R1 + 1SDA102804R1 + 1SDA112974R1
					300	XT5N 400 Ekip Touch M-LSI	XT5NQ330ARFF000XXX	1SDA102679R1 + 1SDA102728R1 + 1SDA112973R1
			400	XT5N 400 Ekip Touch M-LSI			XT5NQ340ARFF000XXX	1SDA102679R1 + 1SDA102729R1 + 1SDA112973R1
XT5	600	Ekip Touch M-LSI	600	XT5N 600 Ekip Touch M-LSI	XT5NQ360BRFF000XXX	1SDA102680R1 + 1SDA102730R1 + 1SDA112973R1	XT5NQ460BRFF000XXX	1SDA102692R1 + 1SDA102807R1 + 1SDA112974R1

SACE XT5N (35 kA) Ekip Touch Measuring-LSIG – front terminals (F)

Size	Iu	Trip unit	In	Type	3 poles		4 poles	
					U.S. ordering code	Global reference number	U.S. ordering code	Global reference number
XT5	400	Ekip Touch M-LSIG	250	XT5N 400 Ekip Touch M-LSIG	XT5NU325ASFF000XXX	1SDA102679R1 + 1SDA102731R1	XT5NU425ASFF000XXX	1SDA102691R1 + 1SDA102808R1
					300	XT5N 400 Ekip Touch M-LSIG	XT5NU330ASFF000XXX	1SDA102679R1 + 1SDA102732R1
			400	XT5N 400 Ekip Touch M-LSIG			XT5NU340ASFF000XXX	1SDA102679R1 + 1SDA102733R1
XT5	600	Ekip Touch M-LSIG	600	XT5N 600 Ekip Touch M-LSIG	XT5NU360BSFF000XXX	1SDA102680R1 + 1SDA102734R1	XT5NU460BSFF000XXX	1SDA102692R1 + 1SDA102811R1

Ordering codes for XT5

Circuit breakers



XT5 – circuit breaker

SACE XT5N (35 kA) Ekip Touch Measuring-LSIG – front terminals (F) – UL 100% rated

Size	lu	Trip unit	In	Type	3 poles		4 poles	
					U.S. ordering code	Global reference number	U.S. ordering code	Global reference number
XT5	400	Ekip Touch M-LSIG	250	XT5N 400 Ekip Touch M-LSIG	XT5NQ325ASFF000XXX	1SDA102679R1 + 1SDA102731R1 + 1SDA112973R1	XT5NQ425ASFF000XXX	1SDA102691R1 + 1SDA102808R1 + 1SDA112974R1
				300	XT5N 400 Ekip Touch M-LSIG	XT5NQ330ASFF000XXX	1SDA102679R1 + 1SDA102732R1 + 1SDA112973R1	XT5NQ430ASFF000XXX
			400	XT5N 400 Ekip Touch M-LSIG	XT5NQ340ASFF000XXX	1SDA102679R1 + 1SDA102733R1 + 1SDA112973R1	XT5NQ440ASFF000XXX	1SDA102691R1 + 1SDA102810R1 + 1SDA112974R1
XT5	600	Ekip Touch M-LSIG	600	XT5N 600 Ekip Touch M-LSIG	XT5NQ360BSFF000XXX	1SDA102680R1 + 1SDA102734R1 + 1SDA112973R1	XT5NQ460BSFF000XXX	1SDA102692R1 + 1SDA102811R1 + 1SDA112974R1

SACE XT5N (35 kA) Ekip Hi-Touch LSI – front terminals (F)

Size	lu	Trip unit	In	Type	3 poles		4 poles	
					U.S. ordering code	Global reference number	U.S. ordering code	Global reference number
XT5	400	Ekip Hi-Touch LSI	250	XT5N 400 Ekip Hi-Touch LSI	XT5NU325ATFF000XXX	1SDA102679R1 + 1SDA102735R1	XT5NU425ATFF000XXX	1SDA102691R1 + 1SDA102812R1
				300	XT5N 400 Ekip Hi-Touch LSI	XT5NU330ATFF000XXX	1SDA102679R1 + 1SDA102736R1	XT5NU430ATFF000XXX
			400	XT5N 400 Ekip Hi-Touch LSI	XT5NU340ATFF000XXX	1SDA102679R1 + 1SDA102737R1	XT5NU440ATFF000XXX	1SDA102691R1 + 1SDA102814R1
XT5	600	Ekip Hi-Touch LSI	600	XT5N 600 Ekip Hi-Touch LSI	XT5NU360BTFF000XXX	1SDA102680R1 + 1SDA102738R1	XT5NU460BTFF000XXX	1SDA102692R1 + 1SDA102815R1

Ordering codes for XT5

Circuit breakers



XT5 – circuit breaker

SACE XT5N (35 kA) Ekip Hi-Touch LSI – front terminals (F) – UL 100% rated

Size	Iu	Trip unit	In	Type	3 poles		4 poles	
					U.S. ordering code	Global reference number	U.S. ordering code	Global reference number
XT5	400	Ekip Hi-Touch LSI	250	XT5N 400 Ekip Hi-Touch LSI	XT5NQ325ATFF000XXX	1SDA102679R1 + 1SDA102735R1 + 1SDA112973R1	XT5NQ425ATFF000XXX	1SDA102691R1 + 1SDA102812R1 + 1SDA112974R1
			300	XT5N 400 Ekip Hi-Touch LSI	XT5NQ330ATFF000XXX	w1SDA102679R1 + 1SDA102736R1 + 1SDA112973R1	XT5NQ430ATFF000XXX	1SDA102691R1 + 1SDA102813R1 + 1SDA112974R1
			400	XT5N 400 Ekip Hi-Touch LSI	XT5NQ340ATFF000XXX	1SDA102679R1 + 1SDA102737R1 + 1SDA112973R1	XT5NQ440ATFF000XXX	1SDA102691R1 + 1SDA102814R1 + 1SDA112974R1
XT5	600	Ekip Hi-Touch LSI	600	XT5N 600 Ekip Hi-Touch LSI	XT5NQ360BTFF000XXX	1SDA102680R1 + 1SDA102738R1 + 1SDA112973R1	XT5NQ460BTFF000XXX	1SDA102692R1 + 1SDA102815R1 + 1SDA112974R1

SACE XT5N (35 kA) Ekip Hi-Touch LSIg – front terminals (F)

Size	Iu	Trip unit	In	Type	3 poles		4 poles	
					U.S. ordering code	Global reference number	U.S. ordering code	Global reference number
XT5	400	Ekip Hi-Touch LSIg	250	XT5N 400 Ekip Hi-Touch LSIg	XT5NU325AUFF000XXX	1SDA102679R1 + 1SDA102739R1	XT5NU425AUFF000XXX	1SDA102691R1 + 1SDA102816R1
			300	XT5N 400 Ekip Hi-Touch LSIg	XT5NU330AUFF000XXX	1SDA102679R1 + 1SDA102740R1	XT5NU430AUFF000XXX	1SDA102691R1 + 1SDA102817R1
			400	XT5N 400 Ekip Hi-Touch LSIg	XT5NU340AUFF000XXX	1SDA102679R1 + 1SDA102741R1	XT5NU440AUFF000XXX	1SDA102691R1 + 1SDA102818R1
XT5	600	Ekip Hi-Touch LSIg	600	XT5N 600 Ekip Hi-Touch LSIg	XT5NU360BUFF000XXX	1SDA102680R1 + 1SDA102742R1	XT5NU460BUFF000XXX	1SDA102692R1 + 1SDA102819R1

Ordering codes for XT5

Circuit breakers



XT5 – circuit breaker

SACE XT5N (35 kA) Ekip Hi-Touch LSIG – front terminals (F) – UL 100% rated

Size	Iu	Trip unit	In	Type	3 poles		4 poles	
					U.S. ordering code	Global reference number	U.S. ordering code	Global reference number
XT5	400	Ekip Hi-Touch LSIG	250	XT5N 400 Ekip Hi-Touch LSIG	XT5NQ325AUFF000XXX	1SDA102679R1 + 1SDA102739R1 + 1SDA112973R1	XT5NQ425AUFF000XXX	1SDA102691R1 + 1SDA102816R1 + 1SDA112974R1
			300	XT5N 400 Ekip Hi-Touch LSIG	XT5NQ330AUFF000XXX	1SDA102679R1 + 1SDA102740R1 + 1SDA112973R1	XT5NQ430AUFF000XXX	1SDA102691R1 + 1SDA102817R1 + 1SDA112974R1
			400	XT5N 400 Ekip Hi-Touch LSIG	XT5NQ340AUFF000XXX	1SDA102679R1 + 1SDA102741R1 + 1SDA112973R1	XT5NQ440AUFF000XXX	1SDA102691R1 + 1SDA102818R1 + 1SDA112974R1
XT5	600	Ekip Hi-Touch LSIG	600	XT5N 600 Ekip Hi-Touch LSIG	XT5NQ360BUFF000XXX	1SDA102680R1 + 1SDA102742R1 + 1SDA112973R1	XT5NQ460BUFF000XXX	1SDA102692R1 + 1SDA102819R1 + 1SDA112974R1

Motor circuit protector (MCP)

SACE XT5N (35 kA) MA – front terminals (F)

Size	Iu	Trip unit	In	Type	3 poles	
					U.S. ordering code	Global reference number
XT5	400	MA	300	XT5N 400 MA 300-3000	XT5NU330AMFF000XXX	1SDA102459R1
			400	XT5N 400 MA 400-4000	XT5NU340AMFF000XXX	1SDA102460R1
XT5	600	MA	500	XT5N 600 MA 500-5000	XT5NU350BMFF000XXX	1SDA102461R1



XT5 – circuit breaker

Ordering codes for XT5

Circuit breakers



XT5 – circuit breaker

SACE XT5N (35 kA) Ekip M I – front terminals (F)

Size	Iu	Trip unit	In	Type	3 poles	
					U.S. ordering code	Global reference number
XT5	400	Ekip M I	250	XT5N 400 Ekip M I In = 250 A	XT5NU325AKFF000XXX	1SDA107486R1
			300	XT5N 400 Ekip M I In = 300 A	XT5NU330AKFF000XXX	1SDA102462R1
			400	XT5N 400 Ekip M I In = 400 A	XT5NU340AKFF000XXX	1SDA102463R1
XT5	600	Ekip M I	500	XT5N 600 Ekip M I In = 500 A	XT5NU350BKFF000XXX	1SDA102464R1



XT5 – circuit breaker

Motor protection circuit breaker (MPCB)

SACE XT5N (35 kA) Ekip M LIU – front terminals (F)

Size	Iu	Trip unit	In	Type	3 poles	
					U.S. ordering code	Global reference number
XT5	400	Ekip M LIU	250	XT5N 400 Ekip M LIU In = 250 A	XT5NU325ALFF000XXX	1SDA102465R1
			300	XT5N 400 Ekip M LIU In = 300 A	XT5NU330ALFF000XXX	1SDA102466R1
			400	XT5N 400 Ekip M LIU In = 400 A	XT5NU340ALFF000XXX	1SDA102467R1
XT5	600	Ekip M LIU	500	XT5N 600 Ekip M LIU In = 500 A	XT5NU350BLFF000XXX	1SDA102468R1

Ordering codes for XT5

Circuit breakers



XT5 – circuit breaker

SACE XT5N (35 kA) Ekip M LIU – front terminals (F) – UL 100% rated

Size	Iu	Trip unit	In	Type	3 poles	
					U.S. ordering code	Global reference number
XT5	400	Ekip M-LIU	250	XT5N 400 Ekip M-LIU	XT5NQ325ALFF000XXX	1SDA102465R1 + 1SDA112973R1
			300	XT5N 400 Ekip M-LIU	XT5NQ330ALFF000XXX	1SDA102466R1 + 1SDA112973R1
			400	XT5N 400 Ekip M-LIU	XT5NQ340ALFF000XXX	1SDA102467R1 + 1SDA112973R1
XT5	600	Ekip M-LIU	50B	XT5N 600 Ekip M-LIU	XT5NQ350BLFF000XXX	1SDA102468R1 + 1SDA112973R1

SACE XT5N (35 kA) Ekip M Touch LRIU – front terminals (F)

Size	Iu	Trip unit	In	Type	3 poles	
					U.S. ordering code	Global reference number
XT5	400	Ekip M Touch LRIU	250	XT5N 400 Ekip M Touch LRIU In = 250 A	XT5NU325AWFF000XXX	1SDA102469R1
			300	XT5N 400 Ekip M Touch LRIU In = 300 A	XT5NU330AWFF000XXX	1SDA102470R1
			400	XT5N 400 Ekip M Touch LRIU In = 400 A	XT5NU340AWFF000XXX	1SDA102471R1
XT5	600	Ekip M Touch LRIU	500	XT5N 400 Ekip M Touch LRIU In = 500 A	XT5NU350BWFF000XXX	1SDA102472R1

SACE XT5N (35 kA) Ekip M Touch LRIU – front terminals (F) – UL 100% rated

Size	Iu	Trip unit	In	Type	3 poles	
					U.S. ordering code	Global reference number
XT5	400	Ekip M Touch LRIU	250	XT5N 400 EkipM Touch LRIU	XT5NQ325AWFF000XXX	1SDA102469R1 + 1SDA112973R1
			300	XT5N 400 EkipM Touch LRIU	XT5NQ330AWFF000XXX	1SDA102470R1 + 1SDA112973R1
			400	XT5N 400 EkipM Touch LRIU	XT5NQ340AWFF000XXX	1SDA102471R1 + 1SDA112973R1
XT5	600	Ekip M Touch LRIU	500	XT5N 600 EkipM Touch LRIU	XT5NQ350BWFF000XXX	1SDA102472R1 + 1SDA112973R1

Ordering codes for XT5

Circuit breakers



XT5 – circuit breaker

Generator protection circuit breaker

SACE XT5N (35 kA) TMG – front terminals (F)

Size	Iu	Trip unit	In	Type	3 poles		4 poles	
					U.S. ordering code	Global reference number	U.S. ordering code	Global reference number
XT5	400	TMG	300	XT5N 400 TMG 300- 1500	XT5NU330ANFF000XXX	1SDA102473R1	XT5NU430ANFF000XXX	1SDA102603R1
				400	XT5N 400 TMG 400- 2000	XT5NU340ANFF000XXX	1SDA102474R1	XT5NU440ANFF000XXX
XT5	600	TMG	600	XT5N 600 TMG 600- 3000	XT5NU360BNFF000XXX	1SDA102476R1	XT5NU460BNFF000XXX	1SDA102606R1

SACE XT5N (35 kA) TMG – front terminals (F) – UL 100% rated

Size	Iu	Trip unit	In	Type	3 poles		4 poles	
					U.S. ordering code	Global reference number	U.S. ordering code	Global reference number
XT5	400	TMG	300	XT5N 400 TMG 300-15	XT5NQ330ANFF000XXX	1SDA102473R1 + 1SDA112973R1	XT5NQ430ANFF000XXX	1SDA102603R1 + 1SDA112974R1
				400	XT5N 400 TMG 400-20	XT5NQ340ANFF000XXX	1SDA102474R1 + 1SDA112973R1	XT5NQ440ANFF000XXX
XT5	600	TMG	500	XT5N 600 TMG 500-25	XT5NQ350BNFF000XXX	1SDA102475R1 + 1SDA112973R1	XT5NQ450BNFF000XXX	1SDA102605R1 + 1SDA112974R1
				600	XT5N 600 TMG 600-30	XT5NQ360BNFF000XXX	1SDA102476R1 + 1SDA112973R1	XT5NQ460BNFF000XXX

SACE XT5N (35 kA) Ekip G LS/I – front terminals (F)

Size	Iu	Trip unit	In	Type	3 poles		4 poles		
					U.S. ordering code	Global reference number	U.S. ordering code	Global reference number	
XT5	400	Ekip G LS/I	250	XT5N 400 Ekip G LS/I	XT5NU325AXFF000XXX	1SDA102679R1 + 1SDA102761R1	XT5NU425AXFF000XXX	1SDA102691R1 + 1SDA102820R1	
				300	XT5N 400 Ekip G LS/I	XT5NU330AXFF000XXX	1SDA102679R1 + 1SDA102762R1	XT5NU430AXFF000XXX	1SDA102691R1 + 1SDA102821R1
					400	XT5N 400 Ekip G LS/I	XT5NU340AXFF000XXX	1SDA102679R1 + 1SDA102763R1	XT5NU440AXFF000XXX
XT5	600	Ekip G LS/I	600	XT5N 600 Ekip G LS/I	XT5NU360BXFF000XXX	1SDA102680R1 + 1SDA102764R1	XT5NU460BXFF000XXX	1SDA102692R1 + 1SDA102823R1	

Ordering codes for XT5

Circuit breakers



XT5 – circuit breaker

SACE XT5N (35 kA) Ekip G LS/I – front terminals (F) – UL 100% rated

Size	Iu	Trip unit	In	Type	3 poles		4 poles	
					U.S. ordering code	Global reference number	U.S. ordering code	Global reference number
XT5	400	Ekip G LS/I	250	XT5N 400 Ekip G LS/I	XT5NQ325AXFF000XXX	1SDA102679R1 + 1SDA102761R1 + 1SDA112973R1	XT5NQ425AXFF000XXX	1SDA102691R1 + 1SDA102820R1 + 1SDA112974R1
				XT5N 400 Ekip G LS/I	XT5NQ330AXFF000XXX	1SDA102679R1 + 1SDA102762R1 + 1SDA112973R1	XT5NQ430AXFF000XXX	1SDA102691R1 + 1SDA102821R1 + 1SDA112974R1
				XT5N 400 Ekip G LS/I	XT5NQ340AXFF000XXX	1SDA102679R1 + 1SDA102763R1 + 1SDA112973R1	XT5NQ440AXFF000XXX	1SDA102691R1 + 1SDA102822R1 + 1SDA112974R1
XT5	600	Ekip G LS/I	600	XT5N 600 Ekip G LS/I	XT5NQ360BXFF000XXX	1SDA102680R1 + 1SDA102764R1 + 1SDA112973R1	XT5NQ460BXFF000XXX	1SDA102692R1 + 1SDA102823R1 + 1SDA112974R1

SACE XT5N (35 kA) Ekip G Touch LSiG – front terminals (F)

Size	Iu	Trip unit	In	Type	3 poles		4 poles	
					U.S. ordering code	Global reference number	U.S. ordering code	Global reference number
XT5	400	Ekip G Touch LSiG	250	XT5N 400 Ekip G Touch LSiG	XT5NU325AYFF000XXX	1SDA102679R1 + 1SDA102765R1	XT5NU425AYFF000XXX	1SDA102691R1 + 1SDA102824R1
				XT5N 400 Ekip G Touch LSiG	XT5NU330AYFF000XXX	1SDA102679R1 + 1SDA102766R1	XT5NU430AYFF000XXX	1SDA102691R1 + 1SDA102825R1
				XT5N 400 Ekip G Touch LSiG	XT5NU340AYFF000XXX	1SDA102679R1 + 1SDA102767R1	XT5NU440AYFF000XXX	1SDA102691R1 + 1SDA102826R1
XT5	600	Ekip G Touch LSiG	600	XT5N 600 Ekip G Touch LSiG	XT5NU360BYFF000XXX	1SDA102680R1 + 1SDA102768R1	XT5NU460BYFF000XXX	1SDA102692R1 + 1SDA102827R1

Ordering codes for XT5

Circuit breakers



XT5 – circuit breaker

SACE XT5N (35 kA) Ekip G Touch LSiG – front terminals (F) – UL 100% rated

Size	Iu	Trip unit	In	Type	3 poles		4 poles	
					U.S. ordering code	Global reference number	U.S. ordering code	Global reference number
XT5	400	Ekip G Touch LSiG	250	XT5N 400 Ekip G Touch LSiG	XT5NQ325AYFF000XXX	1SDA102679R1 + 1SDA102765R1 + 1SDA112973R1	XT5NQ425AYFF000XXX	1SDA102691R1 + 1SDA102824R1 + 1SDA112974R1
				XT5N 400 Ekip G Touch LSiG	XT5NQ330AYFF000XXX	1SDA102679R1 + 1SDA102766R1 + 1SDA112973R1	XT5NQ430AYFF000XXX	1SDA102691R1 + 1SDA102825R1 + 1SDA112974R1
				XT5N 400 Ekip G Touch LSiG	XT5NQ340AYFF000XXX	1SDA102679R1 + 1SDA102767R1 + 1SDA112973R1	XT5NQ440AYFF000XXX	1SDA102691R1 + 1SDA102826R1 + 1SDA112974R1
XT5	600	Ekip G Touch LSiG	600	XT5N 600 Ekip G Touch LSiG	XT5NQ360BYFF000XXX	1SDA102680R1 + 1SDA102768R1 + 1SDA112973R1	XT5NQ460BYFF000XXX	1SDA102692R1 + 1SDA102827R1 + 1SDA112974R1

SACE XT5N (35 kA) Ekip G Hi-Touch LSiG – front terminals (F)

Size	Iu	Trip unit	In	Type	3 poles		4 poles	
					U.S. ordering code	Global reference number	U.S. ordering code	Global reference number
XT5	400	Ekip G Hi-Touch LSiG	250	XT5N 400 Ekip G Hi-Touch LSiG	XT5NU325AZFF000XXX	1SDA102679R1 + 1SDA102769R1	XT5NU425AZFF000XXX	1SDA102691R1 + 1SDA102828R1
				XT5N 400 Ekip G Hi-Touch LSiG	XT5NU330AZFF000XXX	1SDA102679R1 + 1SDA102770R1	XT5NU430AZFF000XXX	1SDA102691R1 + 1SDA102829R1
				XT5N 400 Ekip G Hi-Touch LSiG	XT5NU340AZFF000XXX	1SDA102679R1 + 1SDA102771R1	XT5NU440AZFF000XXX	1SDA102691R1 + 1SDA102830R1
XT5	600	Ekip G Hi-Touch LSiG	600	XT5N 600 Ekip G Hi-Touch LSiG	XT5NU360BZFF000XXX	1SDA102680R1 + 1SDA102772R1	XT5NU460BZFF000XXX	1SDA102692R1 + 1SDA102831R1

Ordering codes for XT5

Circuit breakers



XT5 – circuit breaker

SACE XT5N (35 kA) Ekip G Hi-Touch LSIG – front terminals (F) – UL 100% rated

Size	Iu	Trip unit	In	Type	3 poles		4 poles	
					U.S. ordering code	Global reference number	U.S. ordering code	Global reference number
XT5	400	Ekip G Hi-Touch LSIG	250	XT5N 400 Ekip G Hi-Touch LSIG	XT5NQ325AZFF000XXX	1SDA102679R1 + 1SDA102769R1 + 1SDA112973R1	XT5NQ425AZFF000XXX	1SDA102691R1 + 1SDA102828R1 + 1SDA112974R1
					300	XT5N 400 Ekip G Hi-Touch LSIG		XT5NQ330AZFF000XXX
			400	XT5N 400 Ekip G Hi-Touch LSIG	XT5NQ340AZFF000XXX	1SDA102679R1 + 1SDA102771R1 + 1SDA112973R1	XT5NQ440AZFF000XXX	1SDA102691R1 + 1SDA102830R1 + 1SDA112974R1
XT5	600	Ekip G Hi-Touch LSIG	600	XT5N 600 Ekip G Hi-Touch LSIG	XT5NQ360BZFF000XXX	1SDA102680R1 + 1SDA102772R1 + 1SDA112973R1	XT5NQ460BZFF000XXX	1SDA102692R1 + 1SDA102831R1 + 1SDA112974R1

Distribution circuit breakers



XT5 – circuit breaker

SACE XT5S (50 kA) TMA – front terminals (F)

Size	Iu	Trip unit	In	Type	3 poles		4 poles	
					U.S. ordering code	Global reference number	U.S. ordering code	Global reference number
XT5	400	TMA	300	XT5S 400 TMA 300-3000	XT5SU330ABFF000XXX	1SDA102481R1	XT5SU430ABFF000XXX	1SDA102611R1
					400	XT5S 400 TMA 400-4000		XT5SU340ABFF000XXX
XT5	600	TMA	600	XT5S 600 TMA 600-6000	XT5SU360BBFF000XXX	1SDA102484R1	XT5SU460BBFF000XXX	1SDA102614R1

SACE XT5S (50 kA) TMA – front terminals (F) – UL 100% rated

Size	Iu	Trip unit	In	Type	3 poles		4 poles	
					U.S. ordering code	Global reference number	U.S. ordering code	Global reference number
XT5	400	TMA	300	XT5S 400 TMA 300-3000	XT5SQ330ABFF000XXX	1SDA102481R1 + 1SDA112973R1	XT5SQ430ABFF000XXX	1SDA102611R1 + 1SDA112974R1
					400	XT5S 400 TMA 400-4000		XT5SQ340ABFF000XXX
XT5	600	TMA	500	XT5S 600 TMA 500-5000	XT5SQ350BBFF000XXX	1SDA102483R1 + 1SDA112973R1	XT5SQ450BBFF000XXX	1SDA102613R1 + 1SDA112974R1
					600	XT5S 600 TMA 600-6000		XT5SQ360BBFF000XXX

Ordering codes for XT5

Circuit breakers



XT5 – circuit breaker

SACE XT5S (50 kA) Ekip Dip LS/I – front terminals (F)

Size	Iu	Trip unit	In	Type	3 poles		4 poles	
					U.S. ordering code	Global reference number	U.S. ordering code	Global reference number
XT5	400	Ekip Dip LS/I	250	XT5S 400 Ekip LS/I In = 250 A	XT5SU325AEFF000XXX	1SDA102485R1	XT5SU425AEFF000XXX	1SDA102615R1
			300	XT5S 400 Ekip LS/I In = 300 A	XT5SU330AEFF000XXX	1SDA102486R1	XT5SU430AEFF000XXX	1SDA102616R1
			400	XT5S 400 Ekip LS/I In = 400 A	XT5SU340AEFF000XXX	1SDA102487R1	XT5SU440AEFF000XXX	1SDA102617R1
XT5	600	Ekip Dip LS/I	600	XT5S 600 Ekip LS/I In = 600 A	XT5SU360BEFF000XXX	1SDA102488R1		1SDA102618R1

SACE XT5S (50 kA) Ekip Dip LS/I – front terminals (F) – UL 100% rated

Size	Iu	Trip unit	In	Type	3 poles		4 poles	
					U.S. ordering code	Global reference number	U.S. ordering code	Global reference number
XT5	400	Ekip Dip LS/I	250	XT5S 400 Ekip LS/I	XT5SQ325AEFF000XXX	1SDA102485R1 + 1SDA112973R1	XT5SQ425AEFF000XXX	1SDA102615R1 + 1SDA112974R1
			300	XT5S 400 Ekip LS/I	XT5SQ330AEFF000XXX	1SDA102486R1 + 1SDA112973R1	XT5SQ430AEFF000XXX	1SDA102616R1 + 1SDA112974R1
			400	XT5S 400 Ekip LS/I	XT5SQ340AEFF000XXX	1SDA102487R1 + 1SDA112973R1	XT5SQ440AEFF000XXX	1SDA102617R1 + 1SDA112974R1
XT5	600	Ekip Dip LS/I	600	XT5S 600 Ekip LS/I	XT5SQ360BEFF000XXX	1SDA102488R1 + 1SDA112973R1	XT5SQ460BEFF000XXX	1SDA102618R1 + 1SDA112974R1

SACE XT5S (50 kA) Ekip Dip LSI – front terminals (F)

Size	Iu	Trip unit	In	Type	3 poles		4 poles	
					U.S. ordering code	Global reference number	U.S. ordering code	Global reference number
XT5	400	Ekip Dip LSI	250	XT5S 400 Ekip LSI In = 250 A	XT5SU325AFF000XXX	1SDA102489R1	XT5SU425AFF000XXX	1SDA102619R1
			300	XT5S 400 Ekip LSI In = 300 A	XT5SU330AFF000XXX	1SDA102490R1	XT5SU430AFF000XXX	1SDA102620R1
			400	XT5S 400 Ekip LSI In = 400 A	XT5SU340AFF000XXX	1SDA102491R1	XT5SU440AFF000XXX	1SDA102621R1
XT5	600	Ekip Dip LSI	600	XT5S 600 Ekip LSI In = 600 A	XT5SU360BFFF000XXX	1SDA102492R1	XT5SU460BFFF000XXX	1SDA102622R1

Ordering codes for XT5

Circuit breakers



XT5 – circuit breaker

SACE XT5S (50 kA) Ekip Dip LSI – front terminals (F) – UL 100% rated

Size	Iu	Trip unit	In	Type	3 poles		4 poles	
					U.S. ordering code	Global reference number	U.S. ordering code	Global reference number
XT5	400	Ekip Dip LSI	250	XT5S 400 Ekip LSI	XT5SQ325AFF000XXX	1SDA102489R1 + 1SDA112973R1	XT5SQ425AFF000XXX	1SDA102619R1 + 1SDA112974R1
					XT5SQ330AFF000XXX	1SDA102490R1 + 1SDA112973R1	XT5SQ430AFF000XXX	1SDA102620R1 + 1SDA112974R1
					XT5SQ340AFF000XXX	1SDA102491R1 + 1SDA112973R1	XT5SQ440AFF000XXX	1SDA102621R1 + 1SDA112974R1
XT5	600	Ekip Dip LSI	600	XT5S 600 Ekip LSI	XT5SQ360BFF000XXX	1SDA102492R1 + 1SDA112973R1	XT5SQ460BFF000XXX	1SDA102622R1 + 1SDA112974R1

SACE XT5S (50 kA) Ekip Dip LSIG – front terminals (F)

Size	Iu	Trip unit	In	Type	3 poles		4 poles	
					U.S. ordering code	Global reference number	U.S. ordering code	Global reference number
XT5	400	Ekip Dip LSIG	250	XT5S 400 Ekip LSIG In = 250 A	XT5SU325AGFF000XXX	1SDA102493R1	XT5SU425AGFF000XXX	1SDA102623R1
					XT5SU330AGFF000XXX	1SDA102494R1	XT5SU430AGFF000XXX	1SDA102624R1
					XT5SU340AGFF000XXX	1SDA102495R1	XT5SU440AGFF000XXX	1SDA102625R1
XT5	600	Ekip Dip LSIG	600	XT5S 600 Ekip LSIG In = 600 A	XT5SU360BGFF000XXX	1SDA102496R1	XT5SU460BGFF000XXX	1SDA102626R1

SACE XT5S (50 kA) Ekip Dip LSIG – front terminals (F) – UL 100% rated

Size	Iu	Trip unit	In	Type	3 poles		4 poles	
					U.S. ordering code	Global reference number	U.S. ordering code	Global reference number
XT5	400	Ekip Dip LSIG	250	XT5S 400 Ekip LSIG	XT5SQ325AGFF000XXX	1SDA102493R1 + 1SDA112973R1	XT5SQ425AGFF000XXX	1SDA102623R1 + 1SDA112974R1
					XT5SQ330AGFF000XXX	1SDA102494R1 + 1SDA112973R1	XT5SQ430AGFF000XXX	1SDA102624R1 + 1SDA112974R1
					XT5SQ340AGFF000XXX	1SDA102495R1 + 1SDA112973R1	XT5SQ440AGFF000XXX	1SDA102625R1 + 1SDA112974R1
XT5	600	Ekip Dip LSIG	600	XT5S 600 Ekip LSIG	XT5SQ360BGFF000XXX	1SDA102496R1 + 1SDA112973R1	XT5SQ460BGFF000XXX	1SDA102626R1 + 1SDA112974R1

Ordering codes for XT5

Circuit breakers



XT5 – circuit breaker

SACE XT5S (50 kA) Ekip LIG – front terminals (F)

Size	Iu	Trip unit	In	Type	3 poles		4 poles	
					U.S. ordering code	Global reference number	U.S. ordering code	Global reference number
XT5	400	Ekip LIG	250	XT5S 400 Ekip LIG In = 250 A	XT5SU325ACFF000XXX	1SDA102515R1	XT5SU425ACFF000XXX	1SDA102631R1
				XT5S 400 Ekip LIG In = 300 A	XT5SU330ACFF000XXX	1SDA102516R1	XT5SU430ACFF000XXX	1SDA102632R1
				XT5S 400 Ekip LIG In = 400 A	XT5SU340ACFF000XXX	1SDA102517R1	XT5SU440ACFF000XXX	1SDA102633R1
XT5	600	Ekip LIG	600	XT5S 600 Ekip LIG In = 600 A	XT5SU360BCFF000XXX	1SDA102518R1	XT5SU460BCFF000XXX	1SDA102634R1

SACE XT5S (50 kA) Ekip LIG – front terminals (F) – UL 100% rated

Size	Iu	Trip unit	In	Type	3 poles		4 poles	
					U.S. ordering code	Global reference number	U.S. ordering code	Global reference number
XT5	400	Ekip LIG	250	XT5S 400 Ekip LIG	XT5SQ325ACFF000XXX	1SDA102515R1 + 1SDA112973R1	XT5SQ425ACFF000XXX	1SDA102631R1 + 1SDA112974R1
				XT5S 400 Ekip LIG	XT5SQ330ACFF000XXX	1SDA102516R1 + 1SDA112973R1	XT5SQ430ACFF000XXX	1SDA102632R1 + 1SDA112974R1
				XT5S 400 Ekip LIG	XT5SQ340ACFF000XXX	1SDA102517R1 + 1SDA112973R1	XT5SQ440ACFF000XXX	1SDA102633R1 + 1SDA112974R1
XT5	600	Ekip LIG	600	XT5S 600 Ekip LIG	XT5SQ360BCFF000XXX	1SDA102518R1 + 1SDA112973R1	XT5SQ460BCFF000XXX	1SDA102634R1 + 1SDA112974R1

SACE XT5S (50 kA) Ekip Touch LSI – front terminals (F)

Size	Iu	Trip unit	In	Type	3 poles		4 poles	
					U.S. ordering code	Global reference number	U.S. ordering code	Global reference number
XT5	400	Ekip Touch LSI	250	XT5S 400 Ekip Touch LSI	XT5SU325APFF000XXX	1SDA102681R1 + 1SDA102719R1	XT5SU425APFF000XXX	1SDA102693R1 + 1SDA102796R1
				XT5S 400 Ekip Touch LSI	XT5SU330APFF000XXX	1SDA102681R1 + 1SDA102720R1	XT5SU430APFF000XXX	1SDA102693R1 + 1SDA102797R1
				XT5S 400 Ekip Touch LSI	XT5SU340APFF000XXX	1SDA102681R1 + 1SDA102721R1	XT5SU440APFF000XXX	1SDA102693R1 + 1SDA102798R1
XT5	600	Ekip Touch LSI	600	XT5S 600 Ekip Touch LSI	XT5SU360BPFF000XXX	1SDA102682R1 + 1SDA102722R1	XT5SU460BPFF000XXX	1SDA102694R1 + 1SDA102799R1

Ordering codes for XT5

Circuit breakers



XT5 – circuit breaker

SACE XT5S (50 kA) Ekip Touch LSI – front terminals (F) – UL 100% rated

Size	lu	Trip unit	In	Type	3 poles		4 poles		
					U.S. ordering code	Global reference number	U.S. ordering code	Global reference number	
XT5	400	Ekip Touch LSI	250	XT5S 400 Ekip Touch LSI	XT5SQ325APFF000XXX	1SDA102681R1 + 1SDA102719R1 + 1SDA112973R1	XT5SQ425APFF000XXX	1SDA102693R1 + 1SDA102796R1 + 1SDA112974R1	
					XT5SQ330APFF000XXX	1SDA102681R1 + 1SDA102720R1 + 1SDA112973R1		XT5SQ430APFF000XXX	1SDA102693R1 + 1SDA102797R1 + 1SDA112974R1
					XT5SQ340APFF000XXX	1SDA102681R1 + 1SDA102721R1 + 1SDA112973R1			XT5SQ440APFF000XXX
XT5	600	Ekip Touch LSI	600	XT5S 600 Ekip Touch LSI	XT5SQ360BPFF000XXX	1SDA102682R1 + 1SDA102722R1 + 1SDA112973R1	XT5SQ460BPFF000XXX	1SDA102694R1 + 1SDA102799R1 + 1SDA112974R1	

SACE XT5S (50 kA) Ekip Touch LSIG – front terminals (F)

Size	lu	Trip unit	In	Type	3 poles		4 poles		
					U.S. ordering code	Global reference number	U.S. ordering code	Global reference number	
XT5	400	Ekip Touch LSIG	250	XT5S 400 Ekip Touch LSIG	XT5SU325AQFF000XXX	1SDA102681R1 + 1SDA102723R1	XT5SU425AQFF000XXX	1SDA102693R1 + 1SDA102800R1	
					XT5SU330AQFF000XXX	1SDA102681R1 + 1SDA102724R1		XT5SU430AQFF000XXX	1SDA102693R1 + 1SDA102801R1
					XT5SU340AQFF000XXX	1SDA102681R1 + 1SDA102725R1			XT5SU440AQFF000XXX
XT5	600	Ekip Touch LSIG	600	XT5S 600 Ekip Touch LSIG	XT5SU360BQFF000XXX	1SDA102682R1 + 1SDA102726R1	XT5SU460BQFF000XXX	1SDA102694R1 + 1SDA102803R1	

SACE XT5S (50 kA) Ekip Touch LSIG – front terminals (F) – UL 100% rated

Size	lu	Trip unit	In	Type	3 poles		4 poles		
					U.S. ordering code	Global reference number	U.S. ordering code	Global reference number	
XT5	400	Ekip Touch LSIG	250	XT5S 400 Ekip Touch LSIG	XT5SQ325AQFF000XXX	1SDA102681R1 + 1SDA102723R1 + 1SDA112973R1	XT5SQ425AQFF000XXX	1SDA102693R1 + 1SDA102800R1 + 1SDA112974R1	
					XT5SQ330AQFF000XXX	1SDA102681R1 + 1SDA102724R1 + 1SDA112973R1		XT5SQ430AQFF000XXX	1SDA102693R1 + 1SDA102801R1 + 1SDA112974R1
					XT5SQ340AQFF000XXX	1SDA102681R1 + 1SDA102725R1 + 1SDA112973R1			XT5SQ440AQFF000XXX
XT5	600	Ekip Touch LSIG	600	XT5S 600 Ekip Touch LSIG	XT5SQ360BQFF000XXX	1SDA102682R1 + 1SDA102726R1 + 1SDA112973R1	XT5SQ460BQFF000XXX	1SDA102694R1 + 1SDA102803R1 + 1SDA112974R1	

Ordering codes for XT5

Circuit breakers



XT5 – circuit breaker

SACE XT5S (50 kA) Ekip Touch Measuring-LSI – front terminals (F)

Size	Iu	Trip unit	In	Type	3 poles		4 poles	
					U.S. ordering code	Global reference number	U.S. ordering code	Global reference number
XT5	400	Ekip Touch M-LSI	250	XT5S 400 Ekip Touch M-LSI	XT5SU325ARFF000XXX	1SDA102681R1 + 1SDA102727R1	XT5SU425ARFF000XXX	1SDA102693R1 + 1SDA102804R1
					XT5SU330ARFF000XXX	1SDA102681R1 + 1SDA102728R1	XT5SU430ARFF000XXX	1SDA102693R1 + 1SDA102805R1
					XT5SU340ARFF000XXX	1SDA102681R1 + 1SDA102729R1	XT5SU440ARFF000XXX	1SDA102693R1 + 1SDA102806R1
XT5	600	Ekip Touch M-LSI	600	XT5S 600 Ekip Touch M-LSI	XT5SU360BRFF000XXX	1SDA102682R1 + 1SDA102730R1	XT5SU460BRFF000XXX	1SDA102694R1 + 1SDA102807R1

SACE XT5S (50 kA) Ekip Touch Measuring-LSI – front terminals (F) – UL 100% rated

Size	Iu	Trip unit	In	Type	3 poles		4 poles	
					U.S. ordering code	Global reference number	U.S. ordering code	Global reference number
XT5	400	Ekip Touch M-LSI	250	XT5S 400 Ekip Touch M-LSI	XT5SQ325ARFF000XXX	1SDA102681R1 + 1SDA102727R1 + 1SDA112973R1	XT5SQ425ARFF000XXX	1SDA102693R1 + 1SDA102804R1 + 1SDA112974R1
					XT5SQ330ARFF000XXX	1SDA102681R1 + 1SDA102728R1 + 1SDA112973R1	XT5SQ430ARFF000XXX	1SDA102693R1 + 1SDA102805R1 + 1SDA112974R1
					XT5SQ340ARFF000XXX	1SDA102681R1 + 1SDA102729R1 + 1SDA112973R1	XT5SQ440ARFF000XXX	1SDA102693R1 + 1SDA102806R1 + 1SDA112974R1
XT5	600	Ekip Touch M-LSI	600	XT5S 600 Ekip Touch M-LSI	XT5SQ360BRFF000XXX	1SDA102682R1 + 1SDA102730R1 + 1SDA112973R1	XT5SQ460BRFF000XXX	1SDA102694R1 + 1SDA102807R1 + 1SDA112974R1

SACE XT5S (50 kA) Ekip Touch Measuring-LSIG – front terminals (F)

Size	Iu	Trip unit	In	Type	3 poles		4 poles	
					U.S. ordering code	Global reference number	U.S. ordering code	Global reference number
XT5	400	Ekip Touch M-LSIG	250	XT5S 400 Ekip Touch M-LSIG	XT5SU325ASFF000XXX	1SDA102681R1 + 1SDA102731R1	XT5SU425ASFF000XXX	1SDA102693R1 + 1SDA102808R1
					XT5SU330ASFF000XXX	1SDA102681R1 + 1SDA102732R1	XT5SU430ASFF000XXX	1SDA102693R1 + 1SDA102809R1
					XT5SU340ASFF000XXX	1SDA102681R1 + 1SDA102733R1	XT5SU440ASFF000XXX	1SDA102693R1 + 1SDA102810R1
XT5	600	Ekip Touch M-LSIG	600	XT5S 600 Ekip Touch M-LSIG	XT5SU360BSFF000XXX	1SDA102682R1 + 1SDA102734R1	XT5SU460BSFF000XXX	1SDA102694R1 + 1SDA102811R1

Ordering codes for XT5

Circuit breakers



XT5 – circuit breaker

SACE XT5S (50 kA) Ekip Touch Measuring-LSIG – front terminals (F) – UL 100% rated

Size	lu	Trip unit	In	Type	3 poles		4 poles	
					U.S. ordering code	Global reference number	U.S. ordering code	Global reference number
XT5	400	Ekip Touch M-LSIG	250	XT5S 400 Ekip Touch M-LSIG	XT5SQ325ASFF000XXX	1SDA102681R1 + 1SDA102731R1 + 1SDA112973R1	XT5SQ425ASFF000XXX	1SDA102693R1 + 1SDA102808R1 + 1SDA112974R1
				XT5S 400 Ekip Touch M-LSIG	XT5SQ330ASFF000XXX	1SDA102681R1 + 1SDA102732R1 + 1SDA112973R1	XT5SQ430ASFF000XXX	1SDA102693R1 + 1SDA102809R1 + 1SDA112974R1
				XT5S 400 Ekip Touch M-LSIG	XT5SQ340ASFF000XXX	1SDA102681R1 + 1SDA102733R1 + 1SDA112973R1	XT5SQ440ASFF000XXX	1SDA102693R1 + 1SDA102810R1 + 1SDA112974R1
XT5	600	Ekip Touch M-LSIG	600	XT5S 600 Ekip Touch M-LSIG	XT5SQ360BSFF000XXX	1SDA102682R1 + 1SDA102734R1 + 1SDA112973R1	XT5SQ460BSFF000XXX	1SDA102694R1 + 1SDA102811R1 + 1SDA112974R1

SACE XT5S (50 kA) Ekip Hi-Touch LSI – front terminals (F)

Size	lu	Trip unit	In	Type	3 poles		4 poles	
					U.S. ordering code	Global reference number	U.S. ordering code	Global reference number
XT5	400	Ekip Hi-Touch LSI	250	XT5S 400 Ekip Hi-Touch LSI	XT5SU325ATFF000XXX	1SDA102681R1 + 1SDA102735R1	XT5SU425ATFF000XXX	1SDA102693R1 + 1SDA102812R1
				XT5S 400 Ekip Hi-Touch LSI	XT5SU330ATFF000XXX	1SDA102681R1 + 1SDA102736R1	XT5SU430ATFF000XXX	1SDA102693R1 + 1SDA102813R1
				XT5S 400 Ekip Hi-Touch LSI	XT5SU340ATFF000XXX	1SDA102681R1 + 1SDA102737R1	XT5SU440ATFF000XXX	1SDA102693R1 + 1SDA102814R1
XT5	600	Ekip Hi-Touch LSI	600	XT5S 600 Ekip Hi-Touch LSI	XT5SU360BTFF000XXX	1SDA102682R1 + 1SDA102738R1	XT5SU460BTFF000XXX	1SDA102694R1 + 1SDA102815R1

Ordering codes for XT5

Circuit breakers



XT5 – circuit breaker

SACE XT5S (50 kA) Ekip Hi-Touch LSI – front terminals (F) – UL 100% rated

Size	Iu	Trip unit	In	Type	3 poles		4 poles	
					U.S. ordering code	Global reference number	U.S. ordering code	Global reference number
XT5	400	Ekip Hi-Touch LSI	250	XT5S 400 Ekip Hi-Touch LSI	XT5SQ325ATFF000XXX	1SDA102681R1 + 1SDA102735R1 + 1SDA112973R1	XT5SQ425ATFF000XXX	1SDA102693R1 + 1SDA102812R1 + 1SDA112974R1
			300	XT5S 400 Ekip Hi-Touch LSI	XT5SQ330ATFF000XXX	1SDA102681R1 + 1SDA102736R1 + 1SDA112973R1	XT5SQ430ATFF000XXX	1SDA102693R1 + 1SDA102813R1 + 1SDA112974R1
			400	XT5S 400 Ekip Hi-Touch LSI	XT5SQ340ATFF000XXX	1SDA102681R1 + 1SDA102737R1 + 1SDA112973R1	XT5SQ440ATFF000XXX	1SDA102693R1 + 1SDA102814R1 + 1SDA112974R1
XT5	600	Ekip Hi-Touch LSI	600	XT5S 400 Ekip Hi-Touch LSI	XT5SQ360BTFF000XXX	1SDA102682R1 + 1SDA102738R1 + 1SDA112973R1	XT5SQ460BTFF000XXX	1SDA102694R1 + 1SDA102815R1 + 1SDA112974R1

SACE XT5S (50 kA) Ekip Hi-Touch LSIG – front terminals (F)

Size	Iu	Trip unit	In	Type	3 poles		4 poles	
					U.S. ordering code	Global reference number	U.S. ordering code	Global reference number
XT5	400	Ekip Hi-Touch LSIG	250	XT5S 400 Ekip Hi-Touch LSIG	XT5SU325AUFF000XXX	1SDA102681R1 + 1SDA102739R1	XT5SU425AUFF000XXX	1SDA102693R1 + 1SDA102816R1
			300	XT5S 400 Ekip Hi-Touch LSIG	XT5SU330AUFF000XXX	1SDA102681R1 + 1SDA102740R1	XT5SU430AUFF000XXX	1SDA102693R1 + 1SDA102817R1
			400	XT5S 400 Ekip Hi-Touch LSIG	XT5SU340AUFF000XXX	1SDA102681R1 + 1SDA102741R1	XT5SU440AUFF000XXX	1SDA102693R1 + 1SDA102818R1
XT5	600	Ekip Hi-Touch LSIG	600	XT5S 600 Ekip Hi-Touch LSIG	XT5SU360BUFF000XXX	1SDA102682R1 + 1SDA102742R1	XT5SU460BUFF000XXX	1SDA102694R1 + 1SDA102819R1

Ordering codes for XT5

Circuit breakers



XT5 – circuit breaker

SACE XT5S (50 kA) Ekip Hi-Touch LSIG – front terminals (F) – UL 100% rated

Size	Iu	Trip unit	In	Type	3 poles		4 poles	
					U.S. ordering code	Global reference number	U.S. ordering code	Global reference number
XT5	400	Ekip Hi-Touch LSIG	250	XT5S 400 Ekip Hi-Touch LSIG	XT5SQ325AUFF000XXX	1SDA102681R1 + 1SDA102739R1 + 1SDA112973R1	XT5SQ425AUFF000XXX	1SDA102693R1 + 1SDA102816R1 + 1SDA112974R1
			300	XT5S 400 Ekip Hi-Touch LSIG	XT5SQ330AUFF000XXX	1SDA102681R1 + 1SDA102740R1 + 1SDA112973R1	XT5SQ430AUFF000XXX	1SDA102693R1 + 1SDA102817R1 + 1SDA112974R1
			400	XT5S 400 Ekip Hi-Touch LSIG	XT5SQ340AUFF000XXX	1SDA102681R1 + 1SDA102741R1 + 1SDA112973R1	XT5SQ440AUFF000XXX	1SDA102693R1 + 1SDA102818R1 + 1SDA112974R1
XT5	600	Ekip Hi-Touch LSIG	600	XT5S 600 Ekip Hi-Touch LSIG	XT5SQ360BUFF000XXX	1SDA102682R1 + 1SDA102742R1 + 1SDA112973R1	XT5SQ460BUFF000XXX	1SDA102694R1 + 1SDA102819R1 + 1SDA112974R1

Motor circuit protector (MCP)

SACE XT5S (50 kA) MA – front terminals (F)

Size	Iu	Trip unit	In	Type	3 poles	
					U.S. ordering code	Global reference number
XT5	400	MA	300	XT5S 400 MA 300-3000	XT5SU330AMFF000XXX	1SDA102497R1
			400	XT5S 400 MA 400-4000	-	1SDA102498R1
XT5	600	MA	500	XT5S 600 MA 500-5000	-	1SDA102499R1



XT5 – circuit breaker

Ordering codes for XT5

Circuit breakers



XT5 – circuit breaker

SACE XT5S (50 kA) Ekip M I – front terminals (F)

Size	Iu	Trip unit	In	Type	3 poles	
					U.S. ordering code	Global reference number
XT5	400	Ekip MI	250	XT5S 400 Ekip MI In = 250 A	XT5SU325AKFF000XXX	1SDA107487R1
				XT5S 400 Ekip MI In = 300 A	XT5SU330AKFF000XXX	1SDA102500R1
				XT5S 400 Ekip MI In = 400 A	XT5SU340AKFF000XXX	1SDA102501R1
XT5	600	Ekip MI	500	XT5S 600 Ekip MI In = 500 A	XT5SU350BKFF000XXX	1SDA102502R1

SACE XT5S (50 kA) Ekip M I – front terminals (F) – UL 100% rated

Size	Iu	Trip unit	In	Type	3 poles	
					U.S. ordering code	Global reference number
XT5	400	Ekip MI	250	XT5S 400 Ekip MI In = 250 A	XT5SQ325AKFF000XXX	1SDA107487R1 + 1SDA112973R1
				XT5S 400 Ekip MI In = 300 A	XT5SQ330AKFF000XXX	1SDA102500R1 + 1SDA112973R1
				XT5S 400 Ekip MI In = 400 A	XT5SQ340AKFF000XXX	1SDA102501R1 + 1SDA112973R1
XT5	600	Ekip MI	500	XT5S 600 Ekip MI In = 500 A	XT5SQ350BKFF000XXX	1SDA102502R1 + 1SDA112973R1

Motor protection circuit breaker (MPCB)

SACE XT5S (50 kA) Ekip M LIU – front terminals (F)

Size	Iu	Trip unit	In	Type	3 poles	
					U.S. ordering code	Global reference number
XT5	400	Ekip M LIU	250	XT5S 400 Ekip M LIU In = 250 A	XT5SU325ALFF000XXX	1SDA102503R1
				XT5S 400 Ekip M LIU In = 300 A	XT5SU330ALFF000XXX	1SDA102504R1
				XT5S 400 Ekip M LIU In = 400 A	XT5SU340ALFF000XXX	1SDA102505R1
XT5	600	Ekip M LIU	500	XT5S 600 Ekip M LIU In = 500 A	XT5SU350BLFF000XXX	1SDA102506R1



XT5 – circuit breaker

Ordering codes for XT5

Circuit breakers



XT5 – circuit breaker

SACE XT5S (50 kA) Ekip M LIU – front terminals (F) – UL 100% rated

Size	lu	Trip unit	In	Type	3 poles	
					U.S. ordering code	Global reference number
XT5	400	Ekip M-LIU	250	XT5S 400 Ekip M-LIU	XT5SQ325ALFF000XXX	1SDA102503R1 + 1SDA112973R1
			300	XT5S 400 Ekip M-LIU	XT5SQ330ALFF000XXX	1SDA102504R1 + 1SDA112973R1
			400	XT5S 400 Ekip M-LIU	XT5SQ340ALFF000XXX	1SDA102505R1 + 1SDA112973R1
XT5	600	Ekip M-LIU	500	XT5S 600 Ekip M-LIU	XT5SQ350BLFF000XXX	1SDA102506R1 + 1SDA112973R1

SACE XT5S (50 kA) Ekip M Touch LRIU – front terminals (F)

Size	lu	Trip unit	In	Type	3 poles	
					U.S. ordering code	Global reference number
XT5	400	Ekip M Touch LRIU	250	XT5S 400 Ekip M Touch LRIU In = 250 A	XT5SU325AWFF000XXX	1SDA102507R1
			300	XT5S 400 Ekip M Touch LRIU In = 300 A	XT5SU330AWFF000XXX	1SDA102508R1
			400	XT5S 400 Ekip M Touch LRIU In = 400 A	XT5SU340AWFF000XXX	1SDA102509R1
XT5	600	Ekip M Touch LRIU	500	XT5S 600 Ekip M Touch LRIU In = 500 A	XT5SU350BWFF000XXX	1SDA102510R1

SACE XT5S (50 kA) Ekip M Touch LRIU – front terminals (F) – UL 100% rated

Size	lu	Trip unit	In	Type	3 poles	
					U.S. ordering code	Global reference number
XT5	400	Ekip M Touch LRIU	250	XT5S 400 EkipM Touch LRIU	XT5SQ325AWFF000XXX	1SDA102507R1 + 1SDA112973R1
			300	XT5S 400 EkipM Touch LRIU	XT5SQ330AWFF000XXX	1SDA102508R1 + 1SDA112973R1
			400	XT5S 400 EkipM Touch LRIU	XT5SQ340AWFF000XXX	1SDA102509R1 + 1SDA112973R1
XT5	600	Ekip M Touch LRIU	500	XT5S 600 EkipM Touch LRIU	XT5SQ350BWFF000XXX	1SDA102510R1 + 1SDA112973R1

Ordering codes for XT5

Circuit breakers



XT5 – circuit breaker

Generator protection circuit breaker

SACE XT5S (50 kA) TMG – front terminals (F)

Size	Iu	Trip unit	In	Type	3 poles		4 poles	
					U.S. ordering code	Global reference number	U.S. ordering code	Global reference number
XT5	400	TMG	300	XT5S 400 TMG 300-1500	XT5HU330ANFF000XXX	1SDA102549R1	XT5HU430ANFF000XXX	1SDA102651R1
				400 XT5S 400 TMG 400-2000	XT5HU340ANFF000XXX	1SDA102550R1	XT5HU440ANFF000XXX	1SDA102652R1
XT5	600	TMG	600	XT5S 600 TMG 600-3000	XT5HU360BNFF000XXX	1SDA102552R1	XT5HU460BNFF000XXX	1SDA102654R1

SACE XT5S (50 kA) TMG – front terminals (F) – UL 100% rated

Size	Iu	Trip unit	In	Type	3 poles		4 poles	
					U.S. ordering code	Global reference number	U.S. ordering code	Global reference number
XT5	400	TMG	300	XT5S 400 TMG 300-15	XT5SQ330ANFF000XXX	1SDA102511R1 + 1SDA112973R1	XT5SQ430ANFF000XXX	1SDA102627R1 + 1SDA112974R1
				400 XT5S 400 TMG 400-20	XT5SQ340ANFF000XXX	1SDA102512R1 + 1SDA112973R1	XT5SQ440ANFF000XXX	1SDA102628R1 + 1SDA112974R1
				500 XT5S 600 TMG 500-25	XT5SQ350BNFF000XXX	1SDA102513R1 + 1SDA112973R1	XT5SQ450BNFF000XXX	1SDA102629R1 + 1SDA112974R1
XT5	600	TMG	600	XT5S 600 TMG 600-30	XT5SQ360BNFF000XXX	1SDA102514R1 + 1SDA112973R1	XT5SQ460BNFF000XXX	1SDA102630R1 + 1SDA112974R1

SACE XT5S (50 kA) Ekip G LS/I – front terminals (F)

Size	Iu	Trip unit	In	Type	3 poles		4 poles	
					U.S. ordering code	Global reference number	U.S. ordering code	Global reference number
XT5	400	Ekip G LS/I	250	XT5S 400 Ekip G LS/I	XT5SU325AXFF000XXX	1SDA102681R1 + 1SDA102761R1	XT5SU425AXFF000XXX	1SDA102693R1 + 1SDA102820R1
				300 XT5S 400 Ekip G LS/I	XT5SU330AXFF000XXX	1SDA102681R1 + 1SDA102762R1	XT5SU430AXFF000XXX	1SDA102693R1 + 1SDA102821R1
				400 XT5S 400 Ekip G LS/I	XT5SU340AXFF000XXX	1SDA102681R1 + 1SDA102763R1	XT5SU440AXFF000XXX	1SDA102693R1 + 1SDA102822R1
XT5	600	Ekip G LS/I	600	XT5S 600 Ekip G LS/I	XT5SU360BXFF000XXX	1SDA102682R1 + 1SDA102764R1	XT5SU460BXFF000XXX	1SDA102694R1 + 1SDA102823R1

Ordering codes for XT5

Circuit breakers



XT5 – circuit breaker

SACE XT5S (50 kA) Ekip G LS/I – front terminals (F) – UL 100% rated

Size	lu	Trip unit	In	Type	3 poles		4 poles	
					U.S. ordering code	Global reference number	U.S. ordering code	Global reference number
XT5	400	Ekip G LS/I	250	XT5S 400 Ekip G LS/I	XT5SQ325AXFF000XXX	1SDA102681R1 + 1SDA102761R1 + 1SDA112973R1	XT5SQ425AXFF000XXX	1SDA102693R1 + 1SDA102820R1 + 1SDA112974R1
				300 XT5S 400 Ekip G LS/I	XT5SQ330AXFF000XXX	1SDA102681R1 + 1SDA102762R1 + 1SDA112973R1	XT5SQ430AXFF000XXX	1SDA102693R1 + 1SDA102821R1 + 1SDA112974R1
				400 XT5S 400 Ekip G LS/I	XT5SQ340AXFF000XXX	1SDA102681R1 + 1SDA102763R1 + 1SDA112973R1	XT5SQ440AXFF000XXX	1SDA102693R1 + 1SDA102822R1 + 1SDA112974R1
XT5	600	Ekip G LS/I	600	XT5S 600 Ekip G LS/I	XT5SQ360BXFF000XXX	1SDA102682R1 + 1SDA102764R1 + 1SDA112973R1	XT5SQ460BXFF000XXX	1SDA102694R1 + 1SDA102823R1 + 1SDA112974R1

SACE XT5S (50 kA) Ekip G Touch LSIG – front terminals (F)

Size	lu	Trip unit	In	Type	3 poles		4 poles	
					U.S. ordering code	Global reference number	U.S. ordering code	Global reference number
XT5	400	Ekip G Touch LSIG	250	XT5S 400 Ekip G Touch LSIG	XT5SU325AYFF000XXX	1SDA102681R1 + 1SDA102765R1	XT5SU425AYFF000XXX	1SDA102693R1 + 1SDA102824R1
				300 XT5S 400 Ekip G Touch LSIG	XT5SU330AYFF000XXX	1SDA102681R1 + 1SDA102766R1	XT5SU430AYFF000XXX	1SDA102693R1 + 1SDA102825R1
				400 XT5S 400 Ekip G Touch LSIG	XT5SU340AYFF000XXX	1SDA102681R1 + 1SDA102767R1	XT5SU440AYFF000XXX	1SDA102693R1 + 1SDA102826R1
XT5	600	Ekip G Touch LSIG	600	XT5S 600 Ekip G Touch LSIG	XT5SU360BYFF000XXX	1SDA102682R1 + 1SDA102768R1	XT5SU460BYFF000XXX	1SDA102694R1 + 1SDA102827R1

SACE XT5S (50 kA) Ekip G Touch LSIG – front terminals (F) – UL 100% rated

Size	lu	Trip unit	In	Type	3 poles		4 poles	
					U.S. ordering code	Global reference number	U.S. ordering code	Global reference number
XT5	400	Ekip G Touch LSIG	250	XT5S 400 Ekip G Touch LSIG	XT5SQ325AYFF000XXX	1SDA102681R1 + 1SDA102765R1 + 1SDA112973R1	XT5SQ425AYFF000XXX	1SDA102693R1 + 1SDA102824R1 + 1SDA112974R1
				300 XT5S 400 Ekip G Touch LSIG	XT5SQ330AYFF000XXX	1SDA102681R1 + 1SDA102766R1 + 1SDA112973R1	XT5SQ430AYFF000XXX	1SDA102693R1 + 1SDA102825R1 + 1SDA112974R1
				400 XT5S 400 Ekip G Touch LSIG	XT5SQ340AYFF000XXX	1SDA102681R1 + 1SDA102767R1 + 1SDA112973R1	XT5SQ440AYFF000XXX	1SDA102693R1 + 1SDA102826R1 + 1SDA112974R1
XT5	600	Ekip G Touch LSIG	600	XT5S 600 Ekip G Touch LSIG	XT5SQ360BYFF000XXX	1SDA102682R1 + 1SDA102768R1 + 1SDA112973R1	XT5SQ460BYFF000XXX	1SDA102694R1 + 1SDA102827R1 + 1SDA112974R1

Ordering codes for XT5

Circuit breakers



XT5 – circuit breaker

SACE XT5S (50 kA) Ekip G Hi-Touch LSIG – front terminals (F)

Size	Iu	Trip unit	In	Type	3 poles		4 poles	
					U.S. ordering code	Global reference number	U.S. ordering code	Global reference number
XT5	400	Ekip G Hi-Touch LSIG	250	XT5S 400 Ekip G Hi-Touch LSIG	XT5SU325AZFF000XXX	1SDA102681R1 + 1SDA102769R1	XT5SU425AZFF000XXX	1SDA102693R1 + 1SDA102828R1
			300	XT5S 400 Ekip G Hi-Touch LSIG	XT5SU330AZFF000XXX	1SDA102681R1 + 1SDA102770R1	XT5SU430AZFF000XXX	1SDA102693R1 + 1SDA102829R1
			400	XT5S 400 Ekip G Hi-Touch LSIG	XT5SU340AZFF000XXX	1SDA102681R1 + 1SDA102771R1	XT5SU440AZFF000XXX	1SDA102693R1 + 1SDA102830R1
XT5	600	Ekip G Hi-Touch LSIG	600	XT5S 600 Ekip G Hi-Touch LSIG	XT5SU360BZFF000XXX	1SDA102682R1 + 1SDA102772R1	XT5SU460BZFF000XXX	1SDA102694R1 + 1SDA102831R1

SACE XT5S (50 kA) Ekip G Hi-Touch LSIG – front terminals (F) – UL 100% rated

Size	Iu	Trip unit	In	Type	3 poles		4 poles	
					U.S. ordering code	Global reference number	U.S. ordering code	Global reference number
XT5	400	Ekip G Hi-Touch LSIG	250	XT5S 400 Ekip G Hi-Touch LSIG	XT5SQ325AZFF000XXX	1SDA102681R1 + 1SDA102769R1 + 1SDA112973R1	XT5SQ425AZFF000XXX	1SDA102693R1 + 1SDA102828R1 + 1SDA112974R1
			300	XT5S 400 Ekip G Hi-Touch LSIG	XT5SQ330AZFF000XXX	1SDA102681R1 + 1SDA102770R1 + 1SDA112973R1	XT5SQ430AZFF000XXX	1SDA102693R1 + 1SDA102829R1 + 1SDA112974R1
			400	XT5S 400 Ekip G Hi-Touch LSIG	XT5SQ340AZFF000XXX	1SDA102681R1 + 1SDA102771R1 + 1SDA112973R1	XT5SQ440AZFF000XXX	1SDA102693R1 + 1SDA102830R1 + 1SDA112974R1
XT5	600	Ekip G Hi-Touch LSIG	600	XT5S 600 Ekip G Hi-Touch LSIG	XT5SQ360BZFF000XXX	1SDA102682R1 + 1SDA102772R1 + 1SDA112973R1	XT5SQ460BZFF000XXX	1SDA102694R1 + 1SDA102831R1 + 1SDA112974R1

Ordering codes for XT5

Circuit breakers



XT5 – circuit breaker

Distribution circuit breakers

SACE XT5H (65 kA) TMA – front terminals (F)

Size	Iu	Trip unit	In	Type	3 poles		4 poles	
					U.S. ordering code	Global reference number	U.S. ordering code	Global reference number
XT5	400	TMA	300	XT5H 400 TMA	XT5HU330ABFF000XXX	1SDA102519R1	XT5HU430ABFF000XXX	1SDA102635R1
				300-3000				
			400	XT5H 400 TMA	XT5HU340ABFF000XXX	1SDA102520R1	XT5HU440ABFF000XXX	1SDA102636R1
				400-4000				
XT5	600	TMA	600	XT5H 600 TMA	XT5HU360BBFF000XXX	1SDA102522R1	XT5HU460BBFF000XXX	1SDA102638R1
				600-6000				

SACE XT5H (65 kA) TMA – front terminals (F) – UL 100% rated

Size	Iu	Trip unit	In	Type	3 poles		4 poles	
					U.S. ordering code	Global reference number	U.S. ordering code	Global reference number
XT5	400	TMA	300	XT5H 400 TMA	XT5HQ330ABFF000XXX	1SDA102519R1 +	XT5HQ430ABFF000XXX	1SDA102635R1 +
				300-3000		1SDA112973R1		1SDA112974R1
			400	XT5H 400 TMA	XT5HQ340ABFF000XXX	1SDA102520R1 +	XT5HQ440ABFF000XXX	1SDA102636R1 +
				400-4000		1SDA112973R1		1SDA112974R1
XT5	600	TMA	50B	XT5H 600 TMA	XT5HQ350BBFF000XXX	1SDA102521R1 +	XT5HQ450BBFF000XXX	1SDA102637R1 +
				500-5000		1SDA112973R1		1SDA112974R1
			600	XT5H 600 TMA	XT5HQ360BBFF000XXX	1SDA102522R1 +	XT5HQ460BBFF000XXX	1SDA102638R1 +
				600-6000		1SDA112973R1		1SDA112974R1

SACE XT5H (65 kA) Ekip LS/I – front terminals (F)

Size	Iu	Trip unit	In	Type	3 poles		4 poles	
					U.S. ordering code	Global reference number	U.S. ordering code	Global reference number
XT5	400	Ekip LS/I	250	XT5H 400 Ekip	XT5HU325AEFF000XXX	1SDA102523R1	XT5HU425AEFF000XXX	1SDA102639R1
				LS/I In = 250 A				
				300	XT5H 400 Ekip	XT5HU330AEFF000XXX	1SDA102524R1	XT5HU430AEFF000XXX
LS/I In = 300 A								
			400	XT5H 400 Ekip	XT5HU340AEFF000XXX	1SDA102525R1	XT5HU440AEFF000XXX	1SDA102641R1
				LS/I In = 400 A				
XT5	600	Ekip LS/I	600	XT5H 600 Ekip	XT5HU360BEFF000XXX	1SDA102526R1	XT5HU460BEFF000XXX	1SDA102642R1
				LS/I In = 600 A				

Ordering codes for XT5

Circuit breakers



XT5 – circuit breaker

SACE XT5H (65 kA) Ekip LS/I – front terminals (F) – UL 100% rated

Size	Iu	Trip unit	In	Type	3 poles		4 poles	
					U.S. ordering code	Global reference number	U.S. ordering code	Global reference number
XT5	400	Ekip LS/I	250	XT5H 400 Ekip LS/I	XT5HQ325AEFF000XXX	1SDA102523R1 + 1SDA112973R1	XT5HQ425AEFF000XXX	1SDA102639R1 + 1SDA112974R1
			300	XT5H 400 Ekip LS/I	XT5HQ330AEFF000XXX	1SDA102524R1 + 1SDA112973R1	XT5HQ430AEFF000XXX	1SDA102640R1 + 1SDA112974R1
			400	XT5H 400 Ekip LS/I	XT5HQ340AEFF000XXX	1SDA102525R1 + 1SDA112973R1	XT5HQ440AEFF000XXX	1SDA102641R1 + 1SDA112974R1
XT5	600	Ekip LS/I	600	XT5H 600 Ekip LS/I	XT5HQ360BEFF000XXX	1SDA102526R1 + 1SDA112973R1	XT5HQ460BEFF000XXX	1SDA102642R1 + 1SDA112974R1

SACE XT5H (65 kA) Ekip LSI – front terminals (F)

Size	Iu	Trip unit	In	Type	3 poles		4 poles	
					U.S. ordering code	Global reference number	U.S. ordering code	Global reference number
XT5	400	Ekip LSI	250	XT5H 400 Ekip LSI In = 250 A	XT5HU325AFF000XXX	1SDA102527R1	XT5HU425AFF000XXX	1SDA102643R1
			300	XT5H 400 Ekip LSI In = 300 A	XT5HU330AFF000XXX	1SDA102528R1	XT5HU430AFF000XXX	1SDA102644R1
			400	XT5H 400 Ekip LSI In = 400 A	XT5HU340AFF000XXX	1SDA102529R1	XT5HU440AFF000XXX	1SDA102645R1
XT5	600	Ekip LSI	600	XT5H 600 Ekip LSI In = 600 A	XT5HU360BFFF000XXX	1SDA102530R1	XT5HU460BFFF000XXX	1SDA102646R1

SACE XT5H (65 kA) Ekip LSI – front terminals (F) – UL 100% rated

Size	Iu	Trip unit	In	Type	3 poles		4 poles	
					U.S. ordering code	Global reference number	U.S. ordering code	Global reference number
XT5	400	Ekip LSI	250	XT5H 400 Ekip LSI	XT5HQ325AFF000XXX	1SDA102527R1 + 1SDA112973R1	XT5HQ425AFF000XXX	1SDA102643R1 + 1SDA112974R1
			300	XT5H 400 Ekip LSI	XT5HQ330AFF000XXX	1SDA102528R1 + 1SDA112973R1	XT5HQ430AFF000XXX	1SDA102644R1 + 1SDA112974R1
			400	XT5H 400 Ekip LSI	XT5HQ340AFF000XXX	1SDA102529R1 + 1SDA112973R1	XT5HQ440AFF000XXX	1SDA102645R1 + 1SDA112974R1
XT5	600	Ekip LSI	600	XT5H 600 Ekip LSI	XT5HQ360BFFF000XXX	1SDA102530R1 + 1SDA112973R1	XT5HQ460BFFF000XXX	1SDA102646R1 + 1SDA112974R1

Ordering codes for XT5

Circuit breakers



XT5 – circuit breaker

SACE XT5H (65 kA) Ekip LSIG – front terminals (F)

Size	lu	Trip unit	In	Type	3 poles		4 poles	
					U.S. ordering code	Global reference number	U.S. ordering code	Global reference number
XT5	400	Ekip LSIG	250	XT5H 400 Ekip LSIG In = 250 A	XT5HU325AGFF000XXX	1SDA102531R1	XT5HU425AGFF000XXX	1SDA102647R1
			300	XT5H 400 Ekip LSIG In = 300 A	XT5HU330AGFF000XXX	1SDA102532R1	XT5HU430AGFF000XXX	1SDA102648R1
			400	XT5H 400 Ekip LSIG In = 400 A	XT5HU340AGFF000XXX	1SDA102533R1	XT5HU440AGFF000XXX	1SDA102649R1
XT5	600	Ekip LSIG	600	XT5H 600 Ekip LSIG In = 600 A	XT5HU360BGFF000XXX	1SDA102534R1	XT5HU460BGFF000XXX	1SDA102650R1

SACE XT5H (65 kA) Ekip LSIG – front terminals (F) – UL 100% rated

Size	lu	Trip unit	In	Type	3 poles		4 poles	
					U.S. ordering code	Global reference number	U.S. ordering code	Global reference number
XT5	400	Ekip LSIG	250	XT5H 400 Ekip LSIG	XT5HQ325AGFF000XXX	1SDA102531R1 + 1SDA112973R1	XT5HQ425AGFF000XXX	1SDA102647R1 + 1SDA112974R1
			300	XT5H 400 Ekip LSIG	XT5HQ330AGFF000XXX	1SDA102532R1 + 1SDA112973R1	XT5HQ430AGFF000XXX	1SDA102648R1 + 1SDA112974R1
			400	XT5H 400 Ekip LSIG	XT5HQ340AGFF000XXX	1SDA102533R1 + 1SDA112973R1	XT5HQ440AGFF000XXX	1SDA102649R1 + 1SDA112974R1
XT5	600	Ekip LSIG	600	XT5H 600 Ekip LSIG	XT5HQ360BGFF000XXX	1SDA102534R1 + 1SDA112973R1	XT5HQ460BGFF000XXX	1SDA102650R1 + 1SDA112974R1

SACE XT5H (65 kA) Ekip LIG – front terminals (F)

Size	lu	Trip unit	In	Type	3 poles		4 poles	
					U.S. ordering code	Global reference number	U.S. ordering code	Global reference number
XT5	400	Ekip LIG	250	XT5H 400 Ekip LIG In = 250 A	XT5HU325ACFF000XXX	1SDA102553R1	XT5HU425ACFF000XXX	1SDA102655R1
			300	XT5H 400 Ekip LIG In = 300 A	XT5HU330ACFF000XXX	1SDA102554R1	XT5HU430ACFF000XXX	1SDA102656R1
			400	XT5H 400 Ekip LIG In = 400 A	XT5HU340ACFF000XXX	1SDA102555R1	XT5HU440ACFF000XXX	1SDA102657R1
XT5	600	Ekip LIG	600	XT5H 600 Ekip LIG In = 600 A	XT5HU360BCFF000XXX	1SDA102556R1	XT5HU460BCFF000XXX	1SDA102658R1

Ordering codes for XT5

Circuit breakers



XT5 – circuit breaker

SACE XT5H (65 kA) Ekip LIG – front terminals (F) – UL 100% rated

Size	Iu	Trip unit	In	Type	3 poles		4 poles	
					U.S. ordering code	Global reference number	U.S. ordering code	Global reference number
XT5	400	Ekip LIG	250	XT5H 400 Ekip LIG	XT5HQ325ACFF000XXX	1SDA102553R1 + 1SDA112973R1	XT5HQ425ACFF000XXX	1SDA102655R1 + 1SDA112974R1
				XT5H 400 Ekip LIG	XT5HQ330ACFF000XXX	1SDA102554R1 + 1SDA112973R1	XT5HQ430ACFF000XXX	1SDA102656R1 + 1SDA112974R1
				XT5H 400 Ekip LIG	XT5HQ340ACFF000XXX	1SDA102555R1 + 1SDA112973R1	XT5HQ440ACFF000XXX	1SDA102657R1 + 1SDA112974R1
XT5	600	Ekip LIG	600	XT5H 600 Ekip LIG	XT5HQ360BCFF000XXX	1SDA102556R1 + 1SDA112973R1	XT5HQ460BCFF000XXX	1SDA102658R1 + 1SDA112974R1

SACE XT5H (65 kA) Ekip Touch LSI – front terminals (F)

Size	Iu	Trip unit	In	Type	3 poles		4 poles	
					U.S. ordering code	Global reference number	U.S. ordering code	Global reference number
XT5	400	Ekip Touch LSI	250	XT5H 400 Ekip Touch LSI	XT5HU325APFF000XXX	1SDA102683R1 + 1SDA102719R1	XT5HU425APFF000XXX	1SDA102695R1 + 1SDA102796R1
				XT5H 400 Ekip Touch LSI	XT5HU330APFF000XXX	1SDA102683R1 + 1SDA102720R1	XT5HU430APFF000XXX	1SDA102695R1 + 1SDA102797R1
				XT5H 400 Ekip Touch LSI	XT5HU340APFF000XXX	1SDA102683R1 + 1SDA102721R1	XT5HU440APFF000XXX	1SDA102695R1 + 1SDA102798R1
XT5	600	Ekip Touch LSI	600	XT5H 600 Ekip Touch LSI	XT5HU360BPFF000XXX	1SDA102684R1 + 1SDA102722R1	XT5HU460BPFF000XXX	1SDA102696R1 + 1SDA102799R1

SACE XT5H (65 kA) Ekip Touch LSI – front terminals (F) – UL 100% rated

Size	Iu	Trip unit	In	Type	3 poles		4 poles	
					U.S. ordering code	Global reference number	U.S. ordering code	Global reference number
XT5	400	Ekip Touch LSI	250	XT5H 400 Ekip Touch LSI	XT5HQ325APFF000XXX	1SDA102683R1 + 1SDA102719R1 + 1SDA112973R1	XT5HQ425APFF000XXX	1SDA102695R1 + 1SDA102796R1 + 1SDA112974R1
				XT5H 400 Ekip Touch LSI	XT5HQ330APFF000XXX	1SDA102683R1 + 1SDA102720R1 + 1SDA112973R1	XT5HQ430APFF000XXX	1SDA102695R1 + 1SDA102797R1 + 1SDA112974R1
				XT5H 400 Ekip Touch LSI	XT5HQ340APFF000XXX	1SDA102683R1 + 1SDA102721R1 + 1SDA112973R1	XT5HQ440APFF000XXX	1SDA102695R1 + 1SDA102798R1 + 1SDA112974R1
XT5	600	Ekip Touch LSI	600	XT5H 600 Ekip Touch LSI	XT5HQ360BPFF000XXX	1SDA102684R1 + 1SDA102722R1 + 1SDA112973R1	XT5HQ460BPFF000XXX	1SDA102696R1 + 1SDA102799R1 + 1SDA112974R1

Ordering codes for XT5

Circuit breakers



XT5 – circuit breaker

SACE XT5H (65 kA) Ekip Touch LSIg – front terminals (F)

Size	Iu	Trip unit	In	Type	3 poles		4 poles	
					U.S. ordering code	Global reference number	U.S. ordering code	Global reference number
XT5	400	Ekip Touch LSIg	250	XT5H 400 Ekip Touch LSIg	XT5HU325AQFF000XXX	1SDA102683R1 + 1SDA102723R1	XT5HU425AQFF000XXX	1SDA102695R1 + 1SDA102800R1
					XT5HU330AQFF000XXX	1SDA102683R1 + 1SDA102724R1	XT5HU430AQFF000XXX	1SDA102695R1 + 1SDA102801R1
					XT5HU340AQFF000XXX	1SDA102683R1 + 1SDA102725R1	XT5HU440AQFF000XXX	1SDA102695R1 + 1SDA102802R1
XT5	600	Ekip Touch LSIg	600	XT5H 600 Ekip Touch LSIg	XT5HU360BQFF000XXX	1SDA102684R1 + 1SDA102726R1	XT5HU460BQFF000XXX	1SDA102696R1 + 1SDA102803R1

SACE XT5H (65 kA) Ekip Touch LSIg – front terminals (F) – UL 100% rated

Size	Iu	Trip unit	In	Type	3 poles		4 poles	
					U.S. ordering code	Global reference number	U.S. ordering code	Global reference number
XT5	400	Ekip Touch LSIg	250	XT5H 400 Ekip Touch LSIg	XT5HQ325AQFF000XXX	1SDA102683R1 + 1SDA102723R1 + 1SDA112973R1	XT5HQ425AQFF000XXX	1SDA102695R1 + 1SDA102800R1 + 1SDA112974R1
					XT5HQ330AQFF000XXX	1SDA102683R1 + 1SDA102724R1 + 1SDA112973R1	XT5HQ430AQFF000XXX	1SDA102695R1 + 1SDA102801R1 + 1SDA112974R1
					XT5HQ340AQFF000XXX	1SDA102683R1 + 1SDA102725R1 + 1SDA112973R1	XT5HQ440AQFF000XXX	1SDA102695R1 + 1SDA102802R1 + 1SDA112974R1
XT5	600	Ekip Touch LSIg	600	XT5H 600 Ekip Touch LSIg	XT5HQ360BQFF000XXX	1SDA102684R1 + 1SDA102726R1 + 1SDA112973R1	XT5HQ460BQFF000XXX	1SDA102696R1 + 1SDA102803R1 + 1SDA112974R1

SACE XT5H (65 kA) Ekip Touch Measuring-LSI – front terminals (F)

Size	Iu	Trip unit	In	Type	3 poles		4 poles	
					U.S. ordering code	Global reference number	U.S. ordering code	Global reference number
XT5	400	Ekip Touch M-LSI	250	XT5H 400 Ekip Touch M-LSI	XT5HU325ARFF000XXX	1SDA102683R1 + 1SDA102727R1	XT5HU425ARFF000XXX	1SDA102695R1 + 1SDA102804R1
					XT5HU330ARFF000XXX	1SDA102683R1 + 1SDA102728R1	XT5HU430ARFF000XXX	1SDA102695R1 + 1SDA102805R1
					XT5HU340ARFF000XXX	1SDA102683R1 + 1SDA102729R1	XT5HU440ARFF000XXX	1SDA102695R1 + 1SDA102806R1
XT5	600	Ekip Touch M-LSI	600	XT5H 600 Ekip Touch M-LSI	XT5HU360BRFF000XXX	1SDA102684R1 + 1SDA102730R1	XT5HU460BRFF000XXX	1SDA102696R1 + 1SDA102807R1

Ordering codes for XT5

Circuit breakers



XT5 – circuit breaker

SACE XT5H (65 kA) Ekip Touch Measuring-LSI – front terminals (F) – UL 100% rated

Size	Iu	Trip unit	In	Type	3 poles		4 poles	
					U.S. ordering code	Global reference number	U.S. ordering code	Global reference number
XT5	400	Ekip Touch M-LSI	250	XT5H 400 Ekip Touch M-LSI	XT5HQ325ARFF000XXX	1SDA102683R1 + 1SDA102727R1 + 1SDA112973R1	XT5HQ425ARFF000XXX	1SDA102695R1 + 1SDA102804R1 + 1SDA112974R1
				XT5H 400 Ekip Touch M-LSI	XT5HQ330ARFF000XXX	1SDA102683R1 + 1SDA102728R1 + 1SDA112973R1	XT5HQ430ARFF000XXX	1SDA102695R1 + 1SDA102805R1 + 1SDA112974R1
				XT5H 400 Ekip Touch M-LSI	XT5HQ340ARFF000XXX	1SDA102683R1 + 1SDA102729R1 + 1SDA112973R1	XT5HQ440ARFF000XXX	1SDA102695R1 + 1SDA102806R1 + 1SDA112974R1
XT5	600	Ekip Touch M-LSI	600	XT5H 600 Ekip Touch M-LSI	XT5HQ360BRFF000XXX	1SDA102684R1 + 1SDA102730R1 + 1SDA112973R1	XT5HQ460BRFF000XXX	1SDA102696R1 + 1SDA102807R1 + 1SDA112974R1

SACE XT5H (65 kA) Ekip Touch Measuring-LSIG – front terminals (F)

Size	Iu	Trip unit	In	Type	3 poles		4 poles	
					U.S. ordering code	Global reference number	U.S. ordering code	Global reference number
XT5	400	Ekip Touch M-LSIG	250	XT5H 400 Ekip Touch M-LSIG	XT5HU325ASFF000XXX	1SDA102683R1 + 1SDA102731R1	XT5HU425ASFF000XXX	1SDA102695R1 + 1SDA102808R1
				XT5H 400 Ekip Touch M-LSIG	XT5HU330ASFF000XXX	1SDA102683R1 + 1SDA102732R1	XT5HU430ASFF000XXX	1SDA102695R1 + 1SDA102809R1
				XT5H 400 Ekip Touch M-LSIG	XT5HU340ASFF000XXX	1SDA102683R1 + 1SDA102733R1	XT5HU440ASFF000XXX	1SDA102695R1 + 1SDA102810R1
XT5	600	Ekip Touch M-LSIG	600	XT5H 600 Ekip Touch M-LSIG	XT5HU360BSFF000XXX	1SDA102684R1 + 1SDA102734R1	XT5HU460BSFF000XXX	1SDA102696R1 + 1SDA102811R1

SACE XT5H (65 kA) Ekip Touch Measuring-LSIG – front terminals (F) – UL 100% rated

Size	Iu	Trip unit	In	Type	3 poles		4 poles	
					U.S. ordering code	Global reference number	U.S. ordering code	Global reference number
XT5	400	Ekip Touch M-LSIG	250	XT5H 400 Ekip Touch M-LSIG	XT5HQ325ASFF000XXX	1SDA102683R1 + 1SDA102731R1 + 1SDA112973R1	XT5HQ425ASFF000XXX	1SDA102695R1 + 1SDA102808R1 + 1SDA112974R1
				XT5H 400 Ekip Touch M-LSIG	XT5HQ330ASFF000XXX	1SDA102683R1 + 1SDA102732R1 + 1SDA112973R1	XT5HQ430ASFF000XXX	1SDA102695R1 + 1SDA102809R1 + 1SDA112974R1
				XT5H 400 Ekip Touch M-LSIG	XT5HQ340ASFF000XXX	1SDA102683R1 + 1SDA102733R1 + 1SDA112973R1	XT5HQ440ASFF000XXX	1SDA102695R1 + 1SDA102810R1 + 1SDA112974R1
XT5	600	Ekip Touch M-LSIG	600	XT5H 600 Ekip Touch M-LSIG	XT5HQ360BSFF000XXX	1SDA102684R1 + 1SDA102734R1 + 1SDA112973R1	XT5HQ460BSFF000XXX	1SDA102696R1 + 1SDA102811R1 + 1SDA112974R1

Ordering codes for XT5

Circuit breakers



XT5 – circuit breaker

SACE XT5H (65 kA) Ekip Hi-Touch LSI – front terminals (F)

Size	lu	Trip unit	In	Type	3 poles		4 poles		
					U.S. ordering code	Global reference number	U.S. ordering code	Global reference number	
XT5	400	Ekip Hi-Touch LSI	250	XT5H 400 Ekip Hi-Touch LSI	XT5HU325ATFF000XXX	1SDA102683R1 + 1SDA102735R1	XT5HU425ATFF000XXX	1SDA102695R1 + 1SDA102812R1	
				XT5H 400 Ekip Hi-Touch LSI	XT5HU330ATFF000XXX	1SDA102683R1 + 1SDA102736R1		XT5HU430ATFF000XXX	1SDA102695R1 + 1SDA102813R1
				XT5H 400 Ekip Hi-Touch LSI	XT5HU340ATFF000XXX	1SDA102683R1 + 1SDA102737R1		XT5HU440ATFF000XXX	1SDA102695R1 + 1SDA102814R1
XT5	600	Ekip Hi-Touch LSI	600	XT5H 600 Ekip Hi-Touch LSI	XT5HU360BTF000XXX	1SDA102684R1 + 1SDA102738R1	XT5HU460BTF000XXX	1SDA102696R1 + 1SDA102815R1	

SACE XT5H (65 kA) Ekip Hi-Touch LSI – front terminals (F) – UL 100% rated

Size	lu	Trip unit	In	Type	3 poles		4 poles		
					U.S. ordering code	Global reference number	U.S. ordering code	Global reference number	
XT5	400	Ekip Hi-Touch LSI	250	XT5H 400 Ekip Hi-Touch LSI	XT5HQ325ATFF000XXX	1SDA102683R1 + 1SDA102735R1 + 1SDA112973R1	XT5HQ425ATFF000XXX	1SDA102695R1 + 1SDA102812R1 + 1SDA112974R1	
				XT5H 400 Ekip Hi-Touch LSI	XT5HQ330ATFF000XXX	1SDA102683R1 + 1SDA102736R1 + 1SDA112973R1		XT5HQ430ATFF000XXX	1SDA102695R1 + 1SDA102813R1 + 1SDA112974R1
				XT5H 400 Ekip Hi-Touch LSI	XT5HQ340ATFF000XXX	1SDA102683R1 + 1SDA102737R1 + 1SDA112973R1		XT5HQ440ATFF000XXX	1SDA102695R1 + 1SDA102814R1 + 1SDA112974R1
XT5	600	Ekip Hi-Touch LSI	600	XT5H 600 Ekip Hi-Touch LSI	XT5HQ360BTF000XXX	1SDA102684R1 + 1SDA102738R1 + 1SDA112973R1	XT5HQ460BTF000XXX	1SDA102696R1 + 1SDA102815R1 + 1SDA112974R1	

SACE XT5H (65 kA) Ekip Hi-Touch LSI – front terminals (F)

Size	lu	Trip unit	In	Type	3 poles		4 poles		
					U.S. ordering code	Global reference number	U.S. ordering code	Global reference number	
XT5	400	Ekip Hi-Touch LSI	250	XT5H 400 Ekip Hi-Touch LSI	XT5HU325AUFF000XXX	1SDA102683R1 + 1SDA102739R1	XT5HU425AUFF000XXX	1SDA102695R1 + 1SDA102816R1	
				XT5H 400 Ekip Hi-Touch LSI	XT5HU330AUFF000XXX	1SDA102683R1 + 1SDA102740R1		XT5HU430AUFF000XXX	1SDA102695R1 + 1SDA102817R1
				XT5H 400 Ekip Hi-Touch LSI	XT5HU340AUFF000XXX	1SDA102683R1 + 1SDA102741R1		XT5HU440AUFF000XXX	1SDA102695R1 + 1SDA102818R1
XT5	600	Ekip Hi-Touch LSI	600	XT5H 600 Ekip Hi-Touch LSI	XT5HU360BUFF000XXX	1SDA102684R1 + 1SDA102742R1	XT5HU460BUFF000XXX	1SDA102696R1 + 1SDA102819R1	

Ordering codes for XT5

Circuit breakers



XT5 – circuit breaker

SACE XT5H (65 kA) Ekip Hi-Touch LSiG – front terminals (F) – UL 100% rated

Size	lu	Trip unit	In	Type	3 poles		4 poles		
					U.S. ordering code	Global reference number	U.S. ordering code	Global reference number	
XT5	400	Ekip Hi-Touch LSiG	250	XT5H 400 Ekip Hi-Touch LSiG	XT5HQ325AUFF000XXX	1SDA102683R1 + 1SDA102739R1 + 1SDA112973R1	XT5HQ425AUFF000XXX	1SDA102695R1 + 1SDA102816R1 + 1SDA112974R1	
					XT5HQ330AUFF000XXX	1SDA102683R1 + 1SDA102740R1 + 1SDA112973R1		XT5HQ430AUFF000XXX	1SDA102695R1 + 1SDA102817R1 + 1SDA112974R1
					XT5HQ340AUFF000XXX	1SDA102683R1 + 1SDA102741R1 + 1SDA112973R1		XT5HQ440AUFF000XXX	1SDA102695R1 + 1SDA102818R1 + 1SDA112974R1
XT5	600	Ekip Hi-Touch LSiG	600	XT5H 600 Ekip Hi-Touch LSiG	XT5HQ360BUFF000XXX	1SDA102684R1 + 1SDA102742R1 + 1SDA112973R1	XT5HQ460BUFF000XXX	1SDA102696R1 + 1SDA102819R1 + 1SDA112974R1	



XT5 – circuit breaker

Motor circuit protector (MCP)

SACE XT5H (65 kA) MA – front terminals (F)

Size	lu	Trip unit	In	Type	3 poles	
					U.S. ordering code	Global reference number
XT5	400	MA	300	XT5H 400 MA 300-3000	XT5HU330AMFF000XXX	1SDA102535R1
					XT5HU340AMFF000XXX	1SDA102536R1
XT5	600	MA	500	XT5H 600 MA 500-5000	XT5HU350BMFF000XXX	1SDA102537R1

Ordering codes for XT5

Circuit breakers



XT5 – circuit breaker

SACE XT5H (65 kA) Ekip M I – front terminals (F)

Size	Iu	Trip unit	In	Type	3 poles	
					U.S. ordering code	Global reference number
XT5	400	Ekip M I	250	XT5H 400 Ekip M I In = 250 A	XT5HU325AKFF000XXX	1SDA107488R1
				XT5H 400 Ekip M I In = 300 A	XT5HU330AKFF000XXX	1SDA102538R1
				XT5H 400 Ekip M I In = 400 A	XT5HU340AKFF000XXX	1SDA102539R1
XT5	600	Ekip M I	500	XT5H 600 Ekip M I In = 500 A	XT5HU350BKFF000XXX	1SDA102540R1

SACE XT5H (65 kA) Ekip M I – front terminals (F) – UL 100% rated

Size	Iu	Trip unit	In	Type	3 poles	
					U.S. ordering code	Global reference number
XT5	400	Ekip M I	250	XT5H 400 Ekip M I	XT5HQ325AKFF000XXX	1SDA107488R1 + 1SDA112973R1
				XT5H 400 Ekip M I	XT5HQ330AKFF000XXX	1SDA102538R1 + 1SDA112973R1
				XT5H 400 Ekip M I	XT5HQ340AKFF000XXX	1SDA102539R1 + 1SDA112973R1
				XT5H 600 Ekip M I	XT5HQ350BKFF000XXX	1SDA102540R1 + 1SDA112973R1

Motor protection circuit breaker (MPCB)

SACE XT5H (65 kA) Ekip M LIU – front terminals (F)

Size	Iu	Trip unit	In	Type	3 poles	
					U.S. ordering code	Global reference number
XT5	400	Ekip M LIU	250	XT5H 400 Ekip M LIU In = 250 A	XT5HU325ALFF000XXX	1SDA102541R1
				XT5H 400 Ekip M LIU In = 300 A	XT5HU330ALFF000XXX	1SDA102542R1
				XT5H 400 Ekip M LIU In = 400 A	XT5HU340ALFF000XXX	1SDA102543R1
XT5	600	Ekip M LIU	500	XT5H 600 Ekip M LIU In = 500 A	XT5HU350BLFF000XXX	1SDA102544R1



XT5 – circuit breaker

Ordering codes for XT5

Circuit breakers



XT5 – circuit breaker

SACE XT5H (65 kA) Ekip M LIU – front terminals (F) – UL 100% rated

Size	Iu	Trip unit	In	Type	3 poles	
					U.S. ordering code	Global reference number
XT5	400	Ekip M LIU	250	XT5H 400 Ekip M LIU In = 250 A	XT5HQ325ALFF000XXX	1SDA102541R1 + 1SDA112973R1
				XT5H 400 Ekip M LIU In = 300 A	XT5HQ330ALFF000XXX	1SDA102542R1 + 1SDA112973R1
				XT5H 400 Ekip M LIU In = 400 A	XT5HQ340ALFF000XXX	1SDA102543R1 + 1SDA112973R1
XT5	600	Ekip M LIU	500	XT5H 600 Ekip M LIU In = 500 A	XT5HQ350BLFF000XXX	1SDA102544R1 + 1SDA112973R1

SACE XT5H (65 kA) Ekip M Touch LRIU – front terminals (F)

Size	Iu	Trip unit	In	Type	3 poles	
					U.S. ordering code	Global reference number
XT5	400	Ekip M Touch LRIU	250	XT5H 400 Ekip M Touch LRIU In = 250 A	XT5HU325AWFF000XXX	1SDA102545R1
				XT5H 400 Ekip M Touch LRIU In = 300 A	XT5HU330AWFF000XXX	1SDA102546R1
				XT5H 400 Ekip M Touch LRIU In = 400 A	XT5HU340AWFF000XXX	1SDA102547R1
XT5	600	Ekip M Touch LRIU	500	XT5H 600 Ekip M Touch LRIU In = 500 A	XT5HU350BWFF000XXX	1SDA102548R1

SACE XT5H (65 kA) Ekip M Touch LRIU – front terminals (F) – UL 100% rated

Size	Iu	Trip unit	In	Type	3 poles	
					U.S. ordering code	Global reference number
XT5	400	Ekip M Touch LRIU	250	XT5H 400 Ekip M Touch LRIU In = 250 A	XT5HQ325AWFF000XXX	1SDA102545R1 + 1SDA112973R1
				XT5H 400 Ekip M Touch LRIU In = 300 A	XT5HQ330AWFF000XXX	1SDA102546R1 + 1SDA112973R1
				XT5H 400 Ekip M Touch LRIU In = 400 A	XT5HQ340AWFF000XXX	1SDA102547R1 + 1SDA112973R1
XT5	600	Ekip M Touch LRIU	500	XT5H 600 Ekip M Touch LRIU In = 500 A	XT5HQ350BWFF000XXX	1SDA102548R1 + 1SDA112973R1

Ordering codes for XT5

Circuit breakers



XT5 – circuit breaker

Generator protection circuit breaker

SACE XT5H (65 kA) TMG – front terminals (F)

Size	Iu	Trip unit	In	Type	3 poles		4 poles	
					U.S. ordering code	Global reference number	U.S. ordering code	Global reference number
XT5	400	TMG	300	XT5H 400 TMG 300-1500	XT5HU330ANFF000XXX	1SDA102549R1	XT5HU430ANFF000XXX	1SDA102651R1
				XT5H 400 TMG 400-2000	XT5HU340ANFF000XXX	1SDA102550R1	XT5HU440ANFF000XXX	1SDA102652R1
XT5	600	TMG	600	XT5H 600 TMG 600-3000	XT5HU360BNFF000XXX	1SDA102552R1	XT5HU460BNFF000XXX	1SDA102654R1

SACE XT5H (65 kA) TMG – front terminals (F) – UL 100% rated

Size	Iu	Trip unit	In	Type	3 poles		4 poles	
					U.S. ordering code	Global reference number	U.S. ordering code	Global reference number
XT5	400	TMG	300	XT5H 400 TMG 300-1500	XT5HQ330ANFF000XXX	1SDA102549R1 + 1SDA112973R1	XT5HQ430ANFF000XXX	1SDA102651R1 + 1SDA112974R1
				XT5H 400 TMG 400-2000	XT5HQ340ANFF000XXX	1SDA102550R1 + 1SDA112973R1	XT5HQ440ANFF000XXX	1SDA102652R1 + 1SDA112974R1
XT5	600	TMG	500	XT5H 500 TMG 500-2500	XT5HQ350BNFF000XXX	1SDA102551R1 + 1SDA112973R1	XT5HQ450BNFF000XXX	1SDA102653R1 + 1SDA112974R1
				XT5H 600 TMG 600-3000	XT5HQ360BNFF000XXX	1SDA102552R1 + 1SDA112973R1	XT5HQ460BNFF000XXX	1SDA102654R1 + 1SDA112974R1

SACE XT5H (65 kA) Ekip G LS/I – front terminals (F)

Size	Iu	Trip unit	In	Type	3 poles		4 poles	
					U.S. ordering code	Global reference number	U.S. ordering code	Global reference number
XT5	400	Ekip G LS/I	250	XT5H 400 Ekip G LS/I	XT5HU325AXFF000XXX	1SDA102683R1 + 1SDA102761R1	XT5HU425AXFF000XXX	1SDA102695R1 + 1SDA102820R1
				XT5H 400 Ekip G LS/I	XT5HU330AXFF000XXX	1SDA102683R1 + 1SDA102762R1	XT5HU430AXFF000XXX	1SDA102695R1 + 1SDA102821R1
				XT5H 400 Ekip G LS/I	XT5HU340AXFF000XXX	1SDA102683R1 + 1SDA102763R1	XT5HU440AXFF000XXX	1SDA102695R1 + 1SDA102822R1
XT5	600	Ekip G LS/I	600	XT5H 600 Ekip G LS/I	XT5HU360BXFF000XXX	1SDA102684R1 + 1SDA102764R1	XT5HU460BXFF000XXX	1SDA102696R1 + 1SDA102823R1

Ordering codes for XT5

Circuit breakers



XT5 – circuit breaker

SACE XT5H (65 kA) Ekip G LS/I – front terminals (F) – UL 100% rated

Size	Iu	Trip unit	In	Type	3 poles		4 poles	
					U.S. ordering code	Global reference number	U.S. ordering code	Global reference number
XT5	400	Ekip G LS/I	250	XT5H 400 Ekip G LS/I	XT5HQ325AXFF000XXX	1SDA102683R1 + 1SDA102761R1 + 1SDA112973R1	XT5HQ425AXFF000XXX	1SDA102695R1 + 1SDA102820R1 + 1SDA112974R1
				XT5H 400 Ekip G LS/I	XT5HQ330AXFF000XXX	1SDA102683R1 + 1SDA102762R1 + 1SDA112973R1	XT5HQ430AXFF000XXX	1SDA102695R1 + 1SDA102821R1 + 1SDA112974R1
				XT5H 400 Ekip G LS/I	XT5HQ340AXFF000XXX	1SDA102683R1 + 1SDA102763R1 + 1SDA112973R1	XT5HQ440AXFF000XXX	1SDA102695R1 + 1SDA102822R1 + 1SDA112974R1
XT5	600	Ekip G LS/I	600	XT5H 600 Ekip G LS/I	XT5HQ360BXFF000XXX	1SDA102684R1 + 1SDA102764R1 + 1SDA112973R1	XT5HQ460BXFF000XXX	1SDA102696R1 + 1SDA102823R1 + 1SDA112974R1

SACE XT5H (65 kA) Ekip G Touch LSIG – front terminals (F)

Size	Iu	Trip unit	In	Type	3 poles		4 poles	
					U.S. ordering code	Global reference number	U.S. ordering code	Global reference number
XT5	400	Ekip G Touch LSIG	250	XT5H 400 Ekip G Touch LSIG	XT5HU325AYFF000XXX	1SDA102683R1 + 1SDA102765R1	XT5HU425AYFF000XXX	1SDA102695R1 + 1SDA102824R1
				XT5H 400 Ekip G Touch LSIG	XT5HU330AYFF000XXX	1SDA102683R1 + 1SDA102766R1	XT5HU430AYFF000XXX	1SDA102695R1 + 1SDA102825R1
				XT5H 400 Ekip G Touch LSIG	XT5HU340AYFF000XXX	1SDA102683R1 + 1SDA102767R1	XT5HU440AYFF000XXX	1SDA102695R1 + 1SDA102826R1
XT5	600	Ekip G Touch LSIG	600	XT5H 600 Ekip G Touch LSIG	XT5HU360BYFF000XXX	1SDA102684R1 + 1SDA102768R1	XT5HU460BYFF000XXX	1SDA102696R1 + 1SDA102827R1

SACE XT5H (65 kA) Ekip G Touch LSIG – front terminals (F) – UL 100% rated

Size	Iu	Trip unit	In	Type	3 poles		4 poles	
					U.S. ordering code	Global reference number	U.S. ordering code	Global reference number
XT5	400	Ekip G Touch LSIG	250	XT5H 400 Ekip G Touch LSIG	XT5HQ325AYFF000XXX	1SDA102683R1 + 1SDA102765R1 + 1SDA112973R1	XT5HQ425AYFF000XXX	1SDA102695R1 + 1SDA102824R1 + 1SDA112974R1
				XT5H 400 Ekip G Touch LSIG	XT5HQ330AYFF000XXX	1SDA102683R1 + 1SDA102766R1 + 1SDA112973R1	XT5HQ430AYFF000XXX	1SDA102695R1 + 1SDA102825R1 + 1SDA112974R1
				XT5H 400 Ekip G Touch LSIG	XT5HQ340AYFF000XXX	1SDA102683R1 + 1SDA102767R1 + 1SDA112973R1	XT5HQ440AYFF000XXX	1SDA102695R1 + 1SDA102826R1 + 1SDA112974R1
XT5	600	Ekip G Touch LSIG	600	XT5H 600 Ekip G Touch LSIG	XT5HQ360BYFF000XXX	1SDA102684R1 + 1SDA102768R1 + 1SDA112973R1	XT5HQ460BYFF000XXX	1SDA102696R1 + 1SDA102827R1 + 1SDA112974R1

Ordering codes for XT5 Circuit breakers



XT5 – circuit breaker

SACE XT5H (65 kA) Ekip G Hi-Touch LSIg – front terminals (F)

Size	lu	Trip unit	In	Type	3 poles		4 poles	
					U.S. ordering code	Global reference number	U.S. ordering code	Global reference number
XT5	400	Ekip G Hi-Touch LSIg	250	XT5H 400 Ekip G Hi-Touch LSIg	XT5HU325AZFF000XXX	1SDA102683R1 +	XT5HU425AZFF000XXX	1SDA102695R1
						1SDA102769R1		+ 1SDA102828R1
						300		XT5H 400 Ekip G Hi-Touch LSIg
1SDA102770R1	+ 1SDA102829R1							
400	XT5H 400 Ekip G Hi-Touch LSIg	XT5HU340AZFF000XXX	1SDA102683R1 +	XT5HU440AZFF000XXX	1SDA102695R1			
			1SDA102771R1		+ 1SDA102830R1			
XT5	600	Ekip G Hi-Touch LSIg	600	XT5H 600 Ekip G Hi-Touch LSIg	XT5HU360BZFF000XXX	1SDA102684R1 +	XT5HU460BZFF000XXX	1SDA102696R1
						1SDA102772R1		+ 1SDA102831R1

SACE XT5H (65 kA) Ekip G Hi-Touch LSIg – front terminals (F) – UL 100% rated

Size	lu	Trip unit	In	Type	3 poles		4 poles	
					U.S. ordering code	Global reference number	U.S. ordering code	Global reference number
XT5	400	Ekip G Hi-Touch LSIg	250	XT5H 400 Ekip G Hi-Touch LSIg	XT5HQ325AZFF000XXX	1SDA102683R1 +	XT5HQ425AZFF000XXX	1SDA102695R1 +
						1SDA102769R1 +		1SDA102828R1 +
						1SDA112973R1		1SDA112974R1
300	XT5H 400 Ekip G Hi-Touch LSIg	XT5HQ330AZFF000XXX	1SDA102683R1 +	XT5HQ430AZFF000XXX	1SDA102695R1 +			
			1SDA102770R1 +		1SDA102829R1 +			
1SDA112973R1	1SDA112974R1							
400	XT5H 400 Ekip G Hi-Touch LSIg	XT5HQ340AZFF000XXX	1SDA102683R1 +	XT5HQ440AZFF000XXX	1SDA102695R1 +			
			1SDA102771R1 +		1SDA102830R1 +			
1SDA112973R1	1SDA112974R1							
XT5	600	Ekip G Hi-Touch LSIg	600	XT5H 600 Ekip G Hi-Touch LSIg	XT5HQ360BZFF000XXX	1SDA102684R1 +	XT5HQ460BZFF000XXX	1SDA102696R1 +
						1SDA102772R1 +		1SDA102831R1 +
1SDA112973R1	1SDA112974R1							

Distribution circuit breakers

SACE XT5L (100 kA) TMA – front terminals (F)

Size	lu	Trip unit	In	Type	3 poles		4 poles	
					U.S. ordering code	Global reference number	U.S. ordering code	Global reference number
XT5	400	TMA	300	XT5L 400 TMA/TMD	XT5LU330ABFF000XXX	1SDA102685R1 +	XT5LU430ABFF000XXX	1SDA102697R1 +
						1SDA102703R1		1SDA102780R1
400	XT5L 400 TMA/TMD	XT5LU340ABFF000XXX	1SDA102685R1 +	XT5LU440ABFF000XXX	1SDA102697R1 +			
			1SDA102704R1		1SDA102781R1			
XT5	600	TMA	600	XT5L 600 TMA/TMD	XT5LU360BBFF000XXX	1SDA102686R1 +	XT5LU460BBFF000XXX	1SDA102698R1 +
						1SDA102706R1		1SDA102783R1



XT5 – circuit breaker

Ordering codes for XT5

Circuit breakers



XT5 – circuit breaker

SACE XT5L (100 kA) TMA – front terminals (F) – UL 100% rated

Size	Iu	Trip unit	In	Type	3 poles		4 poles	
					U.S. ordering code	Global reference number	U.S. ordering code	Global reference number
XT5	400	TMA	300	XT5L 400 TMA/TMD	XT5LQ330ABFF000XXX	1SDA102685R1 + 1SDA102703R1 + 1SDA112973R1	XT5LQ430ABFF000XXX	1SDA102697R1 + 1SDA102780R1 + 1SDA112974R1
				400 XT5L 400 TMA/TMD	XT5LQ340ABFF000XXX	1SDA102685R1 + 1SDA102704R1 + 1SDA112973R1	XT5LQ440ABFF000XXX	1SDA102697R1 + 1SDA102781R1 + 1SDA112974R1
XT5	600	TMA	600	XT5L 600 TMA/TMD	XT5LQ360BBFF000XXX	1SDA102686R1 + 1SDA102706R1 + 1SDA112973R1	XT5LQ460BBFF000XXX	1SDA102698R1 + 1SDA102783R1 + 1SDA112974R1

SACE XT5L (100 kA) Ekip LS/I – front terminals (F)

Size	Iu	Trip unit	In	Type	3 poles		4 poles	
					U.S. ordering code	Global reference number	U.S. ordering code	Global reference number
XT5	400	Ekip LS/I	250	XT5L 400 Ekip LS/I	XT5LU325AEFF000XXX	1SDA102685R1 + 1SDA102707R1	XT5LU425AEFF000XXX	1SDA102697R1 + 1SDA102784R1
				300 XT5L 400 Ekip LS/I	XT5LU330AEFF000XXX	1SDA102685R1 + 1SDA102708R1	XT5LU430AEFF000XXX	1SDA102697R1 + 1SDA102785R1
				400 XT5L 400 Ekip LS/I	XT5LU340AEFF000XXX	1SDA102685R1 + 1SDA102709R1	XT5LU440AEFF000XXX	1SDA102697R1 + 1SDA102786R1
XT5	600	Ekip LS/I	600	XT5L 600 Ekip LS/I	XT5LU360BEFF000XXX	1SDA102686R1 + 1SDA102710R1	XT5LU460BEFF000XXX	1SDA102698R1 + 1SDA102787R1

SACE XT5L (100 kA) Ekip LS/I – front terminals (F) – UL 100% rated

Size	Iu	Trip unit	In	Type	3 poles		4 poles	
					U.S. ordering code	Global reference number	U.S. ordering code	Global reference number
XT5	400	Ekip LS/I	250	XT5L 400 Ekip LS/I	XT5LQ325AEFF000XXX	1SDA102685R1 + 1SDA102707R1 + 1SDA112973R1	XT5LQ425AEFF000XXX	1SDA102697R1 + 1SDA102784R1 + 1SDA112974R1
				300 XT5L 400 Ekip LS/I	XT5LQ330AEFF000XXX	1SDA102685R1 + 1SDA102708R1 + 1SDA112973R1	XT5LQ430AEFF000XXX	1SDA102697R1 + 1SDA102785R1 + 1SDA112974R1
				400 XT5L 400 Ekip LS/I	XT5LQ340AEFF000XXX	1SDA102685R1 + 1SDA102709R1 + 1SDA112973R1	XT5LQ440AEFF000XXX	1SDA102697R1 + 1SDA102786R1 + 1SDA112974R1
XT5	600	Ekip LS/I	600	XT5L 600 Ekip LS/I	XT5LQ360BEFF000XXX	1SDA102686R1 + 1SDA102710R1 + 1SDA112973R1	XT5LQ460BEFF000XXX	1SDA102698R1 + 1SDA102787R1 + 1SDA112974R1

Ordering codes for XT5

Circuit breakers



XT5 – circuit breaker

SACE XT5L (100 kA) Ekip LSI – front terminals (F)

Size	Iu	Trip unit	In	Type	3 poles		4 poles	
					U.S. ordering code	Global reference number	U.S. ordering code	Global reference number
XT5	400	Ekip LSI	250	XT5L 400 Ekip LSI	XT5LU325AFF000XXX	1SDA102685R1 + 1SDA102711R1	XT5LU425AFF000XXX	1SDA102697R1 + 1SDA102788R1
				XT5L 400 Ekip LSI	XT5LU330AFF000XXX	1SDA102685R1 + 1SDA102712R1	XT5LU430AFF000XXX	1SDA102697R1 + 1SDA102789R1
				XT5L 400 Ekip LSI	XT5LU340AFF000XXX	1SDA102685R1 + 1SDA102713R1	XT5LU440AFF000XXX	1SDA102697R1 + 1SDA102790R1
XT5	600	Ekip LSI	600	XT5L 600 Ekip LSI	XT5LU360BFF000XXX	1SDA102686R1 + 1SDA102714R1	XT5LU460BFF000XXX	1SDA102698R1 + 1SDA102791R1

SACE XT5L (100 kA) Ekip LSI – front terminals (F) – UL 100% rated

Size	Iu	Trip unit	In	Type	3 poles		4 poles	
					U.S. ordering code	Global reference number	U.S. ordering code	Global reference number
XT5	400	Ekip LSI	250	XT5L 400 Ekip LSI	XT5LQ325AFF000XXX	1SDA102685R1 + 1SDA102711R1 + 1SDA112973R1	XT5LQ425AFF000XXX	1SDA102697R1 + 1SDA102788R1 + 1SDA112974R1
				XT5L 400 Ekip LSI	XT5LQ330AFF000XXX	1SDA102685R1 + 1SDA102712R1 + 1SDA112973R1	XT5LQ430AFF000XXX	1SDA102697R1 + 1SDA102789R1 + 1SDA112974R1
				XT5L 400 Ekip LSI	XT5LQ340AFF000XXX	1SDA102685R1 + 1SDA102713R1 + 1SDA112973R1	XT5LQ440AFF000XXX	1SDA102697R1 + 1SDA102790R1 + 1SDA112974R1
XT5	600	Ekip LSI	600	XT5L 600 Ekip LSI	XT5LQ360BFF000XXX	1SDA102686R1 + 1SDA102714R1 + 1SDA112973R1	XT5LQ460BFF000XXX	1SDA102698R1 + 1SDA102791R1 + 1SDA112974R1

SACE XT5L (100 kA) Ekip LSI – front terminals (F)

Size	Iu	Trip unit	In	Type	3 poles		4 poles	
					U.S. ordering code	Global reference number	U.S. ordering code	Global reference number
XT5	400	Ekip LSI	250	XT5L 400 Ekip LSI	XT5LU325AGFF000XXX	1SDA102685R1 + 1SDA102715R1	XT5LU425AGFF000XXX	1SDA102697R1 + 1SDA102792R1
				XT5L 400 Ekip LSI	XT5LU330AGFF000XXX	1SDA102685R1 + 1SDA102716R1	XT5LU430AGFF000XXX	1SDA102697R1 + 1SDA102793R1
				XT5L 400 Ekip LSI	XT5LU340AGFF000XXX	1SDA102685R1 + 1SDA102717R1	XT5LU440AGFF000XXX	1SDA102697R1 + 1SDA102794R1
XT5	600	Ekip LSI	600	XT5L 600 Ekip LSI	XT5LU360BGFF000XXX	1SDA102686R1 + 1SDA102718R1	XT5LU460BGFF000XXX	1SDA102698R1 + 1SDA102795R1

Ordering codes for XT5

Circuit breakers



XT5 – circuit breaker

SACE XT5L (100 kA) Ekip LSIG – front terminals (F) – UL 100% rated

Size	Iu	Trip unit	In	Type	3 poles		4 poles	
					U.S. ordering code	Global reference number	U.S. ordering code	Global reference number
XT5	400	Ekip LSIG	250	XT5L 400 Ekip LSIG	XT5LQ325AGFF000XXX	1SDA102685R1 + 1SDA102715R1 + 1SDA112973R1	XT5LQ425AGFF000XXX	1SDA102697R1 + 1SDA102792R1 + 1SDA112974R1
				XT5L 400 Ekip LSIG	XT5LQ330AGFF000XXX	1SDA102685R1 + 1SDA102716R1 + 1SDA112973R1	XT5LQ430AGFF000XXX	1SDA102697R1 + 1SDA102793R1 + 1SDA112974R1
				XT5L 400 Ekip LSIG	XT5LQ340AGFF000XXX	1SDA102685R1 + 1SDA102717R1 + 1SDA112973R1	XT5LQ440AGFF000XXX	1SDA102697R1 + 1SDA102794R1 + 1SDA112974R1
XT5	600	Ekip LSIG	600	XT5L 600 Ekip LSIG	XT5LQ360BGFF000XXX	1SDA102686R1 + 1SDA102718R1 + 1SDA112973R1	XT5LQ460BGFF000XXX	1SDA102698R1 + 1SDA102795R1 + 1SDA112974R1

SACE XT5L (100 kA) Ekip LIG – front terminals (F)

Size	Iu	Trip unit	In	Type	3 poles		4 poles	
					U.S. ordering code	Global reference number	U.S. ordering code	Global reference number
XT5	400	Ekip LIG	250	XT5L 400 Ekip LIG	XT5LU325ACFF000XXX	1SDA102685R1 + 1SDA102773R1	XT5LU425ACFF000XXX	1SDA102697R1 + 1SDA102832R1
				XT5L 400 Ekip LIG	XT5LU330ACFF000XXX	1SDA102685R1 + 1SDA102774R1	XT5LU430ACFF000XXX	1SDA102697R1 + 1SDA102833R1
				XT5L 400 Ekip LIG	XT5LU340ACFF000XXX	1SDA102685R1 + 1SDA102775R1	XT5LU440ACFF000XXX	1SDA102697R1 + 1SDA102834R1
XT5	600	Ekip LIG	600	XT5L 600 Ekip LIG	XT5LU360BCFF000XXX	1SDA102686R1 + 1SDA102776R1	XT5LU460BCFF000XXX	1SDA102698R1 + 1SDA102835R1

SACE XT5L (100 kA) Ekip LIG – front terminals (F) – UL 100% rated

Size	Iu	Trip unit	In	Type	3 poles		4 poles	
					U.S. ordering code	Global reference number	U.S. ordering code	Global reference number
XT5	400	Ekip LIG	250	XT5L 400 Ekip LIG	XT5LQ325ACFF000XXX	1SDA102685R1 + 1SDA102773R1 + 1SDA112973R1	XT5LQ425ACFF000XXX	1SDA102697R1 + 1SDA102832R1 + 1SDA112974R1
				XT5L 400 Ekip LIG	XT5LQ330ACFF000XXX	1SDA102685R1 + 1SDA102774R1 + 1SDA112973R1	XT5LQ430ACFF000XXX	1SDA102697R1 + 1SDA102833R1 + 1SDA112974R1
				XT5L 400 Ekip LIG	XT5LQ340ACFF000XXX	1SDA102685R1 + 1SDA102775R1 + 1SDA112973R1	XT5LQ440ACFF000XXX	1SDA102697R1 + 1SDA102834R1 + 1SDA112974R1
XT5	600	Ekip LIG	600	XT5L 600 Ekip LIG	XT5LQ360BCFF000XXX	1SDA102686R1 + 1SDA102776R1 + 1SDA112973R1	XT5LQ460BCFF000XXX	1SDA102698R1 + 1SDA102835R1 + 1SDA112974R1

Ordering codes for XT5

Circuit breakers



XT5 – circuit breaker

SACE XT5L (100 kA) Ekip Touch LSI – front terminals (F)

Size	Iu	Trip unit	In	Type	3 poles		4 poles	
					U.S. ordering code	Global reference number	U.S. ordering code	Global reference number
XT5	400	Ekip Touch LSI	250	XT5L 400 Ekip Touch LSI	XT5LU325APFF000XXX	1SDA102685R1 + 1SDA102719R1	XT5LU425APFF000XXX	1SDA102697R1 + 1SDA102796R1
				XT5L 400 Ekip Touch LSI	XT5LU330APFF000XXX	1SDA102685R1 + 1SDA102720R1	XT5LU430APFF000XXX	1SDA102697R1 + 1SDA102797R1
				XT5L 400 Ekip Touch LSI	XT5LU340APFF000XXX	1SDA102685R1 + 1SDA102721R1	XT5LU440APFF000XXX	1SDA102697R1 + 1SDA102798R1
XT5	600	Ekip Touch LSI	600	XT5L 600 Ekip Touch LSI	XT5LU360BPFF000XXX	1SDA102686R1 + 1SDA102722R1	XT5LU460BPFF000XXX	1SDA102698R1 + 1SDA102799R1

SACE XT5L (100 kA) Ekip Touch LSI – front terminals (F) – UL 100% rated

Size	Iu	Trip unit	In	Type	3 poles		4 poles	
					U.S. ordering code	Global reference number	U.S. ordering code	Global reference number
XT5	400	Ekip Touch LSI	250	XT5L 400 Ekip Touch LSI	XT5LQ325APFF000XXX	1SDA102685R1 + 1SDA102719R1 + 1SDA112973R1	XT5LQ425APFF000XXX	1SDA102697R1 + 1SDA102796R1 + 1SDA112974R1
				XT5L 400 Ekip Touch LSI	XT5LQ330APFF000XXX	1SDA102685R1 + 1SDA102720R1 + 1SDA112973R1	XT5LQ430APFF000XXX	1SDA102697R1 + 1SDA102797R1 + 1SDA112974R1
				XT5L 400 Ekip Touch LSI	XT5LQ340APFF000XXX	1SDA102685R1 + 1SDA102721R1 + 1SDA112973R1	XT5LQ440APFF000XXX	1SDA102697R1 + 1SDA102798R1 + 1SDA112974R1
XT5	600	Ekip Touch LSI	600	XT5L 600 Ekip Touch LSI	XT5LQ360BPFF000XXX	1SDA102686R1 + 1SDA102722R1 + 1SDA112973R1	XT5LQ460BPFF000XXX	1SDA102698R1 + 1SDA102799R1 + 1SDA112974R1

SACE XT5L (100 kA) Ekip Touch LSIG – front terminals (F)

Size	Iu	Trip unit	In	Type	3 poles		4 poles	
					U.S. ordering code	Global reference number	U.S. ordering code	Global reference number
XT5	400	Ekip Touch LSIG	250	XT5L 400 Ekip Touch LSIG	XT5LU325AQFF000XXX	1SDA102685R1 + 1SDA102723R1	XT5LU425AQFF000XXX	1SDA102697R1 + 1SDA102800R1
				XT5L 400 Ekip Touch LSIG	XT5LU330AQFF000XXX	1SDA102685R1 + 1SDA102724R1	XT5LU430AQFF000XXX	1SDA102697R1 + 1SDA102801R1
				XT5L 400 Ekip Touch LSIG	XT5LU340AQFF000XXX	1SDA102685R1 + 1SDA102725R1	XT5LU440AQFF000XXX	1SDA102697R1 + 1SDA102802R1
XT5	600	Ekip Touch LSIG	600	XT5L 600 Ekip Touch LSIG	XT5LU360BQFF000XXX	1SDA102686R1 + 1SDA102726R1	XT5LU460BQFF000XXX	1SDA102698R1 + 1SDA102803R1

Ordering codes for XT5

Circuit breakers



XT5 – circuit breaker

SACE XT5L (100 kA) Ekip Touch LSIG – front terminals (F) – UL 100% rated

Size	lu	Trip unit	In	Type	3 poles		4 poles		
					U.S. ordering code	Global reference number	U.S. ordering code	Global reference number	
XT5	400	Ekip Touch LSIG	250	XT5L 400 Ekip Touch LSIG	XT5LQ325AQFF000XXX	1SDA102685R1 + 1SDA102723R1 + 1SDA112973R1	XT5LQ425AQFF000XXX	1SDA102697R1 + 1SDA102800R1 + 1SDA112974R1	
					XT5LQ330AQFF000XXX	1SDA102685R1 + 1SDA102724R1 + 1SDA112973R1		XT5LQ430AQFF000XXX	1SDA102697R1 + 1SDA102801R1 + 1SDA112974R1
					XT5LQ340AQFF000XXX	1SDA102685R1 + 1SDA102725R1 + 1SDA112973R1			XT5LQ440AQFF000XXX
XT5	600	Ekip Touch LSIG	600	XT5L 600 Ekip Touch LSIG	XT5LQ360BQFF000XXX	1SDA102686R1 + 1SDA102726R1 + 1SDA112973R1	XT5LQ460BQFF000XXX	1SDA102698R1 + 1SDA102803R1 + 1SDA112974R1	

SACE XT5L (100 kA) Ekip Touch Measuring-LSI front terminals (F)

Size	lu	Trip unit	In	Type	3 poles		4 poles		
					U.S. ordering code	Global reference number	U.S. ordering code	Global reference number	
XT5	400	Ekip Touch M-LSI	250	XT5L 400 Ekip Touch M-LSI	XT5LU325ARFF000XXX	1SDA102685R1 + 1SDA102727R1	XT5LU425ARFF000XXX	1SDA102697R1 + 1SDA102804R1	
					XT5LU330ARFF000XXX	1SDA102685R1 + 1SDA102728R1		XT5LU430ARFF000XXX	1SDA102697R1 + 1SDA102805R1
					XT5LU340ARFF000XXX	1SDA102685R1 + 1SDA102729R1			XT5LU440ARFF000XXX
XT5	600	Ekip Touch M-LSI	600	XT5L 600 Ekip Touch M-LSI	XT5LU360BRFF000XXX	1SDA102686R1 + 1SDA102730R1	XT5LU460BRFF000XXX	1SDA102698R1 + 1SDA102807R1	

SACE XT5L (100 kA) Ekip Touch Measuring-LSI – front terminals (F) – UL 100% rated

Size	lu	Trip unit	In	Type	3 poles		4 poles		
					U.S. ordering code	Global reference number	U.S. ordering code	Global reference number	
XT5	400	Ekip Touch M-LSI	250	XT5L 400 Ekip Touch M-LSI	XT5LQ325ARFF000XXX	1SDA102685R1 + 1SDA102727R1 + 1SDA112973R1	XT5LQ425ARFF000XXX	1SDA102697R1 + 1SDA102804R1 + 1SDA112974R1	
					XT5LQ330ARFF000XXX	1SDA102685R1 + 1SDA102728R1 + 1SDA112973R1		XT5LQ430ARFF000XXX	1SDA102697R1 + 1SDA102805R1 + 1SDA112974R1
					XT5LQ340ARFF000XXX	1SDA102685R1 + 1SDA102729R1 + 1SDA112973R1			XT5LQ440ARFF000XXX
XT5	600	Ekip Touch M-LSI	600	XT5L 600 Ekip Touch M-LSI	XT5LQ360BRFF000XXX	1SDA102686R1 + 1SDA102730R1 + 1SDA112973R1	XT5LQ460BRFF000XXX	1SDA102698R1 + 1SDA102807R1 + 1SDA112974R1	

Ordering codes for XT5

Circuit breakers



XT5 – circuit breaker

SACE XT5L (100 kA) Ekip Touch Measuring-LSIG – front terminals (F)

Size	lu	Trip unit	In	Type	3 poles		4 poles	
					U.S. ordering code	Global reference number	U.S. ordering code	Global reference number
XT5	400	Ekip Touch M-LSIG	250	XT5L 400 Ekip Touch M-LSIG	XT5LU325ASFF000XXX	1SDA102685R1 + 1SDA102731R1	XT5LU425ASFF000XXX	1SDA102697R1 + 1SDA102808R1
					XT5LU330ASFF000XXX	1SDA102685R1 + 1SDA102732R1	XT5LU430ASFF000XXX	1SDA102697R1 + 1SDA102809R1
					XT5LU340ASFF000XXX	1SDA102685R1 + 1SDA102733R1	XT5LU440ASFF000XXX	1SDA102697R1 + 1SDA102810R1
XT5	600	Ekip Touch M-LSIG	600	XT5L 600 Ekip Touch M-LSIG	XT5LU360BSFF000XXX	1SDA102686R1 + 1SDA102734R1	XT5LU460BSFF000XXX	1SDA102698R1 + 1SDA102811R1

SACE XT5L (100 kA) Ekip Touch Measuring-LSIG front terminals (F) – UL 100% rated

Size	lu	Trip unit	In	Type	3 poles		4 poles	
					U.S. ordering code	Global reference number	U.S. ordering code	Global reference number
XT5	400	Ekip Touch M-LSIG	250	XT5L 400 Ekip Touch M-LSIG	XT5LQ325ASFF000XXX	1SDA102685R1 + 1SDA102731R1 + 1SDA112973R1	XT5LQ425ASFF000XXX	1SDA102697R1 + 1SDA102808R1 + 1SDA112974R1
					XT5LQ330ASFF000XXX	1SDA102685R1 + 1SDA102732R1 + 1SDA112973R1	XT5LQ430ASFF000XXX	1SDA102697R1 + 1SDA102809R1 + 1SDA112974R1
					XT5LQ340ASFF000XXX	1SDA102685R1 + 1SDA102733R1 + 1SDA112973R1	XT5LQ440ASFF000XXX	1SDA102697R1 + 1SDA102810R1 + 1SDA112974R1
XT5	600	Ekip Touch M-LSIG	600	XT5L 600 Ekip Touch M-LSIG	XT5LQ360BSFF000XXX	1SDA102686R1 + 1SDA102734R1 + 1SDA112973R1	XT5LQ460BSFF000XXX	1SDA102698R1 + 1SDA102811R1 + 1SDA112974R1

SACE XT5L (100 kA) Ekip Hi-Touch LSI – front terminals (F)

Size	lu	Trip unit	In	Type	3 poles		4 poles	
					U.S. ordering code	Global reference number	U.S. ordering code	Global reference number
XT5	400	Ekip Hi-Touch LSI	250	XT5L 400 Ekip Hi-Touch LSI	XT5LU325ATFF000XXX	1SDA102685R1 + 1SDA102735R1	XT5LU425ATFF000XXX	1SDA102697R1 + 1SDA102812R1
					XT5LU330ATFF000XXX	1SDA102685R1 + 1SDA102736R1	XT5LU430ATFF000XXX	1SDA102697R1 + 1SDA102813R1
					XT5LU340ATFF000XXX	1SDA102685R1 + 1SDA102737R1	XT5LU440ATFF000XXX	1SDA102697R1 + 1SDA102814R1
XT5	600	Ekip Hi-Touch LSI	600	XT5L 600 Ekip Hi-Touch LSI	XT5LU360BTFF000XXX	1SDA102686R1 + 1SDA102738R1	XT5LU460BTFF000XXX	1SDA102698R1 + 1SDA102815R1

Ordering codes for XT5

Circuit breakers



XT5 – circuit breaker

SACE XT5L (100 kA) Ekip Hi-Touch LSI – front terminals (F) – UL 100% rated

Size	lu	Trip unit	In	Type	3 poles		4 poles	
					U.S. ordering code	Global reference number	U.S. ordering code	Global reference number
XT5	400	Ekip Hi-Touch LSI	250	XT5L 400 Ekip Hi-Touch LSI	XT5LQ325ATFF000XXX	1SDA102685R1 + 1SDA102735R1 + 1SDA112973R1	XT5LQ425ATFF000XXX	1SDA102697R1 + 1SDA102812R1 + 1SDA112974R1
				XT5L 400 Ekip Hi-Touch LSI	XT5LQ330ATFF000XXX	1SDA102685R1 + 1SDA102736R1 + 1SDA112973R1	XT5LQ430ATFF000XXX	1SDA102697R1 + 1SDA102813R1 + 1SDA112974R1
				XT5L 400 Ekip Hi-Touch LSI	XT5LQ340ATFF000XXX	1SDA102685R1 + 1SDA102737R1 + 1SDA112973R1	XT5LQ440ATFF000XXX	1SDA102697R1 + 1SDA102814R1 + 1SDA112974R1
XT5	600	Ekip Hi-Touch LSI	600	XT5L 600 Ekip Hi-Touch LSI	XT5LQ360BTFF000XXX	1SDA102686R1 + 1SDA102738R1 + 1SDA112973R1	XT5LQ460BTFF000XXX	1SDA102698R1 + 1SDA102815R1 + 1SDA112974R1

SACE XT5L (100 kA) Ekip Hi-Touch LSI – front terminals (F)

Size	lu	Trip unit	In	Type	3 poles		4 poles	
					U.S. ordering code	Global reference number	U.S. ordering code	Global reference number
XT5	400	Ekip Hi-Touch LSI	250	XT5L 400 Ekip Hi-Touch LSI	XT5LU325AUFF000XXX	1SDA102685R1 + 1SDA102739R1	XT5LU425AUFF000XXX	1SDA102697R1 + 1SDA102816R1
				XT5L 400 Ekip Hi-Touch LSI	XT5LU330AUFF000XXX	1SDA102685R1 + 1SDA102740R1	XT5LU430AUFF000XXX	1SDA102697R1 + 1SDA102817R1
				XT5L 400 Ekip Hi-Touch LSI	XT5LU340AUFF000XXX	1SDA102685R1 + 1SDA102741R1	XT5LU440AUFF000XXX	1SDA102697R1 + 1SDA102818R1
XT5	600	Ekip Hi-Touch LSI	600	XT5L 600 Ekip Hi-Touch LSI	XT5LU360BUFF000XXX	1SDA102686R1 + 1SDA102742R1	XT5LU460BUFF000XXX	1SDA102698R1 + 1SDA102819R1

SACE XT5L (100 kA) Ekip Hi-Touch LSI – front terminals (F) – UL 100% rated

Size	lu	Trip unit	In	Type	3 poles		4 poles	
					U.S. ordering code	Global reference number	U.S. ordering code	Global reference number
XT5	400	Ekip Hi-Touch LSI	250	XT5L 400 Ekip Hi-Touch LSI	XT5LQ325AUFF000XXX	1SDA102685R1 + 1SDA102739R1 + 1SDA112973R1	XT5LQ425AUFF000XXX	1SDA102697R1 + 1SDA102816R1 + 1SDA112974R1
				XT5L 400 Ekip Hi-Touch LSI	XT5LQ330AUFF000XXX	1SDA102685R1 + 1SDA102740R1 + 1SDA112973R1	XT5LQ430AUFF000XXX	1SDA102697R1 + 1SDA102817R1 + 1SDA112974R1
				XT5L 400 Ekip Hi-Touch LSI	XT5LQ340AUFF000XXX	1SDA102685R1 + 1SDA102741R1 + 1SDA112973R1	XT5LQ440AUFF000XXX	1SDA102697R1 + 1SDA102818R1 + 1SDA112974R1
XT5	600	Ekip Hi-Touch LSI	600	XT5L 600 Ekip Hi-Touch LSI	XT5LQ360BUFF000XXX	1SDA102686R1 + 1SDA102742R1 + 1SDA112973R1	XT5LQ460BUFF000XXX	1SDA102698R1 + 1SDA102819R1 + 1SDA112974R1

Ordering codes for XT5

Circuit breakers



XT5 – circuit breaker

Motor circuit protector (MCP)

SACE XT5L (100 kA) MA – front terminals (F)

Size	Iu	Trip unit	In	Type	3 poles	
					U.S. ordering code	Global reference number
XT5	400	MA	300	XT5L 400 MA 300-3000	XT5LU330AMFF000XXX	1SDA102557R1
			400	XT5L 400 MA 400-4000	XT5LU340AMFF000XXX	1SDA102558R1
XT5	600	MA	500	XT5L 600 MA 500-5000	XT5LU350BMFF000XXX	1SDA102559R1

SACE XT5L (100 kA) Ekip M I – front terminals (F)

Size	Iu	Trip unit	In	Type	3 poles	
					U.S. ordering code	Global reference number
XT5	400	Ekip M I	250	XT5L 400 Ekip M I In = 250 A	XT5LU325AKFF000XXX	1SDA107489R1
			300	XT5L 400 Ekip M I In = 300 A	XT5LU330AKFF000XXX	1SDA102560R1
			400	XT5L 400 Ekip M I In = 400 A	XT5LU340AKFF000XXX	1SDA102561R1
XT5	600	Ekip M I	500	XT5L 600 Ekip M I In = 500 A	XT5LU350BKFF000XXX	1SDA102562R1

Ordering codes for XT5

Circuit breakers



XT5 – circuit breaker

SACE XT5L (100 kA) Ekip M I – front terminals (F) – UL 100% rated

Size	Iu	Trip unit	In	Type	3 poles	
					U.S. ordering code	Global reference number
XT5	400	Ekip M I	250	XT5L 400 Ekip M I	XT5LQ325AKFF000XXX	1SDA107489R1 + 1SDA112973R1
				XT5L 400 Ekip M I	XT5LQ330AKFF000XXX	1SDA102560R1 + 1SDA112973R1
				XT5L 400 Ekip M I	XT5LQ340AKFF000XXX	1SDA102561R1 + 1SDA112973R1
XT5	600	Ekip M I	50B	XT5L 600 Ekip M I	XT5LQ350BKFF000XXX	1SDA102562R1 + 1SDA112973R1



XT5 – circuit breaker

Motor protection circuit breaker (MPCB)

SACE XT5L (100 kA) Ekip M LIU – front terminals (F)

Size	Iu	Trip unit	In	Type	3 poles	
					U.S. ordering code	Global reference number
XT5	400	Ekip M LIU	250	XT5L 400 Ekip M LIU In = 250 A	XT5LU325ALFF000XXX	1SDA107368R1
				XT5L 400 Ekip M LIU In = 300 A	XT5LU330ALFF000XXX	1SDA107369R1
				XT5L 400 Ekip M LIU In = 400 A	XT5LU340ALFF000XXX	1SDA107371R1
XT5	600	Ekip M LIU	500	XT5L 600 Ekip M LIU In = 500 A	XT5LU350BLFF000XXX	1SDA107372R1

SACE XT5L (100 kA) Ekip M-LIU – front terminals (F) – UL 100% rated

Size	Iu	Trip unit	In	Type	3 poles	
					U.S. ordering code	Global reference number
XT5	400	Ekip M-LIU	250	XT5L 400 Ekip M-LIU	XT5LQ325ALFF000XXX	1SDA107368R1 + 1SDA112973R1
				XT5L 400 Ekip M-LIU	XT5LQ330ALFF000XXX	1SDA107369R1 + 1SDA112973R1
				XT5L 400 Ekip M-LIU	XT5LQ340ALFF000XXX	1SDA107371R1 + 1SDA112973R1
XT5	600	Ekip M-LIU	500	XT5L 600 Ekip M-LIU	XT5LQ350BLFF000XXX	1SDA107372R1 + 1SDA112973R1

Ordering codes for XT5

Circuit breakers



XT5 – circuit breaker

SACE XT5L (100 kA) Ekip M Touch LRIU – front terminals (F)

Size	Iu	Trip unit	In	Type	3 poles	
					U.S. ordering code	Global reference number
XT5	400	Ekip M Touch LRIU	250	XT5L 400 Ekip M Touch LRIU In = 250 A	XT5LU325AWFF000XXX	1SDA102563R1
				XT5L 400 Ekip M Touch LRIU In = 300 A	XT5LU330AWFF000XXX	1SDA102564R1
				XT5L 400 Ekip M Touch LRIU In = 400 A	XT5LU340AWFF000XXX	1SDA102565R1
XT5	600	Ekip M Touch LRIU	500	XT5L 600 Ekip M Touch LRIU In = 500 A	XT5LU350BWWF000XXX	1SDA102566R1

SACE XT5L (100 kA) Ekip M Touch LRIU – front terminals (F) – UL 100% rated

Size	Iu	Trip unit	In	Type	3 poles	
					U.S. ordering code	Global reference number
XT5	400	Ekip M Touch LRIU	250	XT5L 400 EkipM Touch LRIU	XT5LQ325AWFF000XXX	1SDA102563R1 + 1SDA112973R1
				XT5L 400 EkipM Touch LRIU	XT5LQ330AWFF000XXX	1SDA102564R1 + 1SDA112973R1
				XT5L 400 EkipM Touch LRIU	XT5LQ340AWFF000XXX	1SDA102565R1 + 1SDA112973R1
XT5	600	Ekip M Touch LRIU	500	XT5L 600 EkipM Touch LRIU	XT5LQ350BWWF000XXX	1SDA102566R1 + 1SDA112973R1

Generator protection circuit breaker

SACE XT5L (100 kA) TMG – front terminals (F)

Size	Iu	Trip unit	In	Type	3 poles		4 poles	
					U.S. ordering code	Global reference number	U.S. ordering code	Global reference number
XT5	400	TMG	300	XT5L 400 TMG 3p	XT5LU330ANFF000XXX	1SDA102685R1 + 1SDA102757R1	XT5LU430ANFF000XXX	1SDA102697R1 + 1SDA107795R1
				XT5L 400 TMG 3p	XT5LU340ANFF000XXX	1SDA102685R1 + 1SDA102758R1	XT5LU440ANFF000XXX	1SDA102697R1 + 1SDA107796R1
XT5	600	TMG	600	XT5L 600 TMG 3p	XT5LU360BNFF000XXX	1SDA102686R1 + 1SDA102760R1	XT5LU460BNFF000XXX	1SDA102698R1 + 1SDA107797R1



XT5 – circuit breaker

Ordering codes for XT5

Circuit breakers



XT5 – circuit breaker

SACE XT5L (100 kA) TMG – front terminals (F) – UL 100% rated

Size	Iu	Trip unit	In	Type	3 poles		4 poles	
					U.S. ordering code	Global reference number	U.S. ordering code	Global reference number
XT5	400	TMG	300	XT5L 400	XT5LQ330ANFF000XXX	1SDA102685R1 + 1SDA102757R1 + 1SDA112973R1	XT5LQ430ANFF000XXX	1SDA102697R1 + 1SDA107795R1 + 1SDA112974R1
				TMG 3p				
			400	XT5L 400	XT5LQ340ANFF000XXX	1SDA102685R1 + 1SDA102758R1 + 1SDA112973R1	XT5LQ440ANFF000XXX	1SDA102697R1 + 1SDA107796R1 + 1SDA112974R1
				TMG 3p				
XT5	600	TMG	600	XT5L 600	XT5LQ360BNFF000XXX	1SDA102686R1 + 1SDA102760R1 + 1SDA112973R1	XT5LQ460BNFF000XXX	1SDA102698R1 + 1SDA107797R1 + 1SDA112974R1

SACE XT5L (100 kA) Ekip G LS/I – front terminals (F)

Size	Iu	Trip unit	In	Type	3 poles		4 poles	
					U.S. ordering code	Global reference number	U.S. ordering code	Global reference number
XT5	400	Ekip G LS/I	250	XT5L 400	XT5LU325AXFF000XXX	1SDA102685R1 + 1SDA102761R1	XT5LU425AXFF000XXX	1SDA102697R1 + 1SDA102820R1
				Ekip G LS/I				
				300				
			400	XT5L 400	XT5LU340AXFF000XXX	1SDA102685R1 + 1SDA102763R1	XT5LU440AXFF000XXX	1SDA102697R1 + 1SDA102822R1
				Ekip G LS/I				
XT5	600	Ekip G LS/I	600	XT5L 600	XT5LU360BXFF000XXX	1SDA102686R1 + 1SDA102764R1	XT5LU460BXFF000XXX	1SDA102698R1 + 1SDA102823R1

SACE XT5L (100 kA) Ekip G LS/I – front terminals (F) – UL 100% rated

Size	Iu	Trip unit	In	Type	3 poles		4 poles	
					U.S. ordering code	Global reference number	U.S. ordering code	Global reference number
XT5	400	Ekip G LS/I	250	XT5L 400	XT5LQ325AXFF000XXX	1SDA102685R1 + 1SDA102761R1 + 1SDA112973R1	XT5LQ425AXFF000XXX	1SDA102697R1 + 1SDA102820R1 + 1SDA112974R1
				Ekip G LS/I				
				300				
			400	XT5L 400	XT5LQ340AXFF000XXX	1SDA102685R1 + 1SDA102763R1 + 1SDA112973R1	XT5LQ440AXFF000XXX	1SDA102697R1 + 1SDA102822R1 + 1SDA112974R1
				Ekip G LS/I				
XT5	600	Ekip G LS/I	600	XT5L 600	XT5LQ360BXFF000XXX	1SDA102686R1 + 1SDA102764R1 + 1SDA112973R1	XT5LQ460BXFF000XXX	1SDA102698R1 + 1SDA102823R1 + 1SDA112974R1

Ordering codes for XT5

Circuit breakers



XT5 – circuit breaker

SACE XT5L (100 kA) Ekip G Touch LSIG – front terminals (F)

Size	lu	Trip unit	In	Type	3 poles		4 poles	
					U.S. ordering code	Global reference number	U.S. ordering code	Global reference number
XT5	400	Ekip G Touch LSIG	250	XT5L 400	XT5LU325AYFF000XXX	1SDA102685R1 + 1SDA102765R1	XT5LU425AYFF000XXX	1SDA102697R1 + 1SDA102824R1
				Ekip G Touch LSIG				
				300				
			400	XT5L 400	XT5LU340AYFF000XXX	1SDA102685R1 + 1SDA102767R1	XT5LU440AYFF000XXX	1SDA102697R1 + 1SDA102826R1
				Ekip G Touch LSIG				
XT5	600	Ekip G Touch LSIG	600	XT5L 600	XT5LU360BYFF000XXX	1SDA102686R1 + 1SDA102768R1	XT5LU460BYFF000XXX	1SDA102698R1 + 1SDA102827R1

SACE XT5L (100 kA) Ekip G Touch LSIG – front terminals (F) – UL 100% rated

Size	lu	Trip unit	In	Type	3 poles		4 poles	
					U.S. ordering code	Global reference number	U.S. ordering code	Global reference number
XT5	400	Ekip G Touch LSIG	250	XT5L 400	XT5LQ325AYFF000XXX	1SDA102685R1 + 1SDA102765R1 + 1SDA112973R1	XT5LQ425AYFF000XXX	1SDA102697R1 + 1SDA102824R1 + 1SDA112974R1
				Ekip G Touch LSIG				
				300				
			400	XT5L 400	XT5LQ340AYFF000XXX	1SDA102685R1 + 1SDA102767R1 + 1SDA112973R1	XT5LQ440AYFF000XXX	1SDA102697R1 + 1SDA102826R1 + 1SDA112974R1
				Ekip G Touch LSIG				
XT5	600	Ekip G Touch LSIG	600	XT5L 600	XT5LQ360BYFF000XXX	1SDA102686R1 + 1SDA102768R1 + 1SDA112973R1	XT5LQ460BYFF000XXX	1SDA102698R1 + 1SDA102827R1 + 1SDA112974R1

SACE XT5L (100 kA) Ekip G Hi-Touch LSIG – front terminals (F)

Size	lu	Trip unit	In	Type	3 poles		4 poles	
					U.S. ordering code	Global reference number	U.S. ordering code	Global reference number
XT5	400	Ekip G Hi-Touch LSIG	250	XT5L 400	XT5LU325AZFF000XXX	1SDA102685R1 + 1SDA102769R1	XT5LU425AZFF000XXX	1SDA102697R1 + 1SDA102828R1
				Ekip G Hi-Touch LSIG				
				300				
			400	XT5L 400	XT5LU340AZFF000XXX	1SDA102685R1 + 1SDA102771R1	XT5LU440AZFF000XXX	1SDA102697R1 + 1SDA102830R1
				Ekip G Hi-Touch LSIG				
XT5	600	Ekip G Hi-Touch LSIG	600	XT5L 600	XT5LU360BZFF000XXX	1SDA102686R1 + 1SDA102772R1	XT5LU460BZFF000XXX	1SDA102698R1 + 1SDA102831R1

Ordering codes for XT5

Circuit breakers



XT5 – circuit breaker

SACE XT5L (100 kA) Ekip G Hi-Touch LSIG – front terminals (F) – UL 100% rated

Size	lu	Trip unit	In	Type	3 poles		4 poles		
					U.S. ordering code	Global reference number	U.S. ordering code	Global reference number	
XT5	400	Ekip G Hi-Touch LSIG	250	XT5L 400	XT5LQ325AZFF000XXX	1SDA102685R1 + 1SDA102769R1 + 1SDA112973R1	XT5LQ425AZFF000XXX	1SDA102697R1 + 1SDA102828R1 + 1SDA112974R1	
				Ekip G Hi-Touch LSIG	XT5LQ330AZFF000XXX	1SDA102685R1 + 1SDA102770R1 + 1SDA112973R1		XT5LQ430AZFF000XXX	1SDA102697R1 + 1SDA102829R1 + 1SDA112974R1
				XT5L 400	XT5LQ340AZFF000XXX	1SDA102685R1 + 1SDA102771R1 + 1SDA112973R1		XT5LQ440AZFF000XXX	1SDA102697R1 + 1SDA102830R1 + 1SDA112974R1
XT5	600	Ekip G Hi-Touch LSIG	600	XT5L 600	XT5LQ360BZFF000XXX	1SDA102686R1 + 1SDA102772R1 + 1SDA112973R1	XT5LQ460BZFF000XXX	1SDA102698R1 + 1SDA102831R1 + 1SDA112974R1	



XT5 – circuit breaker

Distribution circuit breakers

SACE XT5V (150 kA) TMA – front terminals (F)

Size	lu	Trip unit	In	Type	3 poles		4 poles	
					U.S. ordering code	Global reference number	U.S. ordering code	Global reference number
XT5	400	TMA	300	XT5V 400	XT5VU330ABFF000XXX	1SDA102687R1 + 1SDA102703R1	XT5VU430ABFF000XXX	1SDA102699R1 + 1SDA102780R1
				TMA/TMD	XT5VU340ABFF000XXX	1SDA102687R1 + 1SDA102704R1		XT5VU440ABFF000XXX
XT5	600	TMA	600	XT5V 600	XT5VU360BBFF000XXX	1SDA102688R1 + 1SDA102706R1	XT5VU460BBFF000XXX	1SDA102700R1 + 1SDA102783R1

SACE XT5V (150 kA) TMA – front terminals (F) – UL 100% rated

Size	lu	Trip unit	In	Type	3 poles		4 poles	
					U.S. ordering code	Global reference number	U.S. ordering code	Global reference number
XT5	400	TMA	300	XT5V 400	XT5VQ330ABFF000XXX	1SDA102687R1 + 1SDA102703R1 + 1SDA112973R1	XT5VQ430ABFF000XXX	1SDA102699R1 + 1SDA102780R1 + 1SDA112974R1
				TMA/TMD	XT5VQ340ABFF000XXX	1SDA102687R1 + 1SDA102704R1 + 1SDA112973R1		XT5VQ440ABFF000XXX

Ordering codes for XT5

Circuit breakers



XT5 – circuit breaker

SACE XT5V (150 kA) Ekip LS/I – front terminals (F)

Size	lu	Trip unit	In	Type	3 poles		4 poles	
					U.S. ordering code	Global reference number	U.S. ordering code	Global reference number
XT5	400	Ekip LS/I	250	XT5V 400 Ekip LS/I	XT5VU325AEFF000XXX	1SDA102687R1 + 1SDA102707R1	XT5VU425AEFF000XXX	1SDA102699R1 + 1SDA102784R1
				XT5V 400 Ekip LS/I	XT5VU330AEFF000XXX	1SDA102687R1 + 1SDA102708R1	XT5VU430AEFF000XXX	1SDA102699R1 + 1SDA102785R1
				XT5V 400 Ekip LS/I	XT5VU340AEFF000XXX	1SDA102687R1 + 1SDA102709R1	XT5VU440AEFF000XXX	1SDA102699R1 + 1SDA102786R1
XT5	600	Ekip LS/I	600	XT5V 600 Ekip LS/I	XT5VU360BEFF000XXX	1SDA102688R1 + 1SDA102710R1	XT5VU460BEFF000XXX	1SDA102700R1 + 1SDA102787R1

SACE XT5V (150 kA) Ekip LS/I – front terminals (F) – UL 100% rated

Size	lu	Trip unit	In	Type	3 poles		4 poles	
					U.S. ordering code	Global reference number	U.S. ordering code	Global reference number
XT5	400	Ekip LS/I	250	XT5V 400 Ekip LS/I	XT5VQ325AEFF000XXX	1SDA102687R1 + 1SDA102707R1 + 1SDA112973R1	XT5VQ425AEFF000XXX	1SDA102699R1 + 1SDA102784R1 + 1SDA112974R1
				XT5V 400 Ekip LS/I	XT5VQ330AEFF000XXX	1SDA102687R1 + 1SDA102708R1 + 1SDA112973R1	XT5VQ430AEFF000XXX	1SDA102699R1 + 1SDA102785R1 + 1SDA112974R1
				XT5V 400 Ekip LS/I	XT5VQ340AEFF000XXX	1SDA102687R1 + 1SDA102709R1 + 1SDA112973R1	XT5VQ440AEFF000XXX	1SDA102699R1 + 1SDA102786R1 + 1SDA112974R1

SACE XT5V (150 kA) Ekip LSI – front terminals (F)

Size	lu	Trip unit	In	Type	3 poles		4 poles	
					U.S. ordering code	Global reference number	U.S. ordering code	Global reference number
XT5	400	Ekip LSI	250	XT5V 400 Ekip LSI	XT5VU325AFF000XXX	1SDA102687R1 + 1SDA102711R1	XT5VU425AFF000XXX	1SDA102699R1 + 1SDA102788R1
				XT5V 400 Ekip LSI	XT5VU330AFF000XXX	1SDA102687R1 + 1SDA102712R1	XT5VU430AFF000XXX	1SDA102699R1 + 1SDA102789R1
				XT5V 400 Ekip LSI	XT5VU340AFF000XXX	1SDA102687R1 + 1SDA102713R1	XT5VU440AFF000XXX	1SDA102699R1 + 1SDA102790R1
XT5	600	Ekip LSI	600	XT5V 600 Ekip LSI	XT5VU360BFFF000XXX	1SDA102688R1 + 1SDA102714R1	XT5VU460BFFF000XXX	1SDA102700R1 + 1SDA102791R1

Ordering codes for XT5

Circuit breakers



XT5 – circuit breaker

SACE XT5V (150 kA) Ekip LSI – front terminals (F) – UL 100% rated

Size	lu	Trip unit	In	Type	3 poles		4 poles		
					U.S. ordering code	Global reference number	U.S. ordering code	Global reference number	
XT5	400	Ekip LSI	250	XT5V 400 Ekip LSI	XT5VQ325AFF000XXX	1SDA102687R1 + 1SDA102711R1 + 1SDA112973R1	XT5VQ425AFF000XXX	1SDA102699R1 + 1SDA102788R1 + 1SDA112974R1	
					XT5VQ330AFF000XXX	1SDA102687R1 + 1SDA102712R1 + 1SDA112973R1		XT5VQ430AFF000XXX	1SDA102699R1 + 1SDA102789R1 + 1SDA112974R1
					XT5VQ340AFF000XXX	1SDA102687R1 + 1SDA102713R1 + 1SDA112973R1			XT5VQ440AFF000XXX

SACE XT5V (150 kA) Ekip LSIG – front terminals (F)

Size	lu	Trip unit	In	Type	3 poles		4 poles		
					U.S. ordering code	Global reference number	U.S. ordering code	Global reference number	
XT5	400	Ekip LSIG	250	XT5V 400 Ekip LSIG	XT5VU325AGFF000XXX	1SDA102687R1 + 1SDA102715R1	XT5VU425AGFF000XXX	1SDA102699R1 + 1SDA102792R1	
					XT5VU330AGFF000XXX	1SDA102687R1 + 1SDA102716R1		XT5VU430AGFF000XXX	1SDA102699R1 + 1SDA102793R1
					XT5VU340AGFF000XXX	1SDA102687R1 + 1SDA102717R1			XT5VU440AGFF000XXX
XT5	600	Ekip LSIG	600	XT5V 600 Ekip LSIG	XT5VU360BGFF000XXX	1SDA102688R1 + 1SDA102718R1	XT5VU460BGFF000XXX	1SDA102700R1 + 1SDA102795R1	

SACE XT5V (150 kA) Ekip LSIG – front terminals (F) – UL 100% rated

Size	lu	Trip unit	In	Type	3 poles		4 poles		
					U.S. ordering code	Global reference number	U.S. ordering code	Global reference number	
XT5	400	Ekip LSIG	250	XT5V 400 Ekip LSIG	XT5VQ325AGFF000XXX	1SDA102687R1 + 1SDA102715R1 + 1SDA112973R1	XT5VQ425AGFF000XXX	1SDA102699R1 + 1SDA102792R1 + 1SDA112974R1	
					XT5VQ330AGFF000XXX	1SDA102687R1 + 1SDA102716R1 + 1SDA112973R1		XT5VQ430AGFF000XXX	1SDA102699R1 + 1SDA102793R1 + 1SDA112974R1
					XT5VQ340AGFF000XXX	1SDA102687R1 + 1SDA102717R1 + 1SDA112973R1			XT5VQ440AGFF000XXX

Ordering codes for XT5

Circuit breakers



XT5 – circuit breaker

SACE XT5V (150 kA) Ekip LIG – front terminals (F)

Size	lu	Trip unit	In	Type	3 poles		4 poles	
					U.S. ordering code	Global reference number	U.S. ordering code	Global reference number
XT5	400	Ekip LIG	250	XT5V 400 Ekip LIG	XT5VU325ACFF000XXX	1SDA102687R1 + 1SDA102773R1	XT5VU425ACFF000XXX	1SDA102699R1 + 1SDA102832R1
				XT5V 400 Ekip LIG	XT5VU330ACFF000XXX	1SDA102687R1 + 1SDA102774R1	XT5VU430ACFF000XXX	1SDA102699R1 + 1SDA102833R1
				XT5V 400 Ekip LIG	XT5VU340ACFF000XXX	1SDA102687R1 + 1SDA102775R1	XT5VU440ACFF000XXX	1SDA102699R1 + 1SDA102834R1
XT5	600	Ekip LIG	600	XT5V 600 Ekip LIG	XT5VU360BCFF000XXX	1SDA102688R1 + 1SDA102776R1	XT5VU460BCFF000XXX	1SDA102700R1 + 1SDA102835R1

SACE XT5V (150 kA) Ekip LIG – front terminals (F) – UL 100% rated

Size	lu	Trip unit	In	Type	3 poles		4 poles	
					U.S. ordering code	Global reference number	U.S. ordering code	Global reference number
XT5	400	Ekip LIG	250	XT5V 400 Ekip LIG	XT5VQ325ACFF000XXX	1SDA102687R1 + 1SDA102773R1 + 1SDA112973R1	XT5VQ425ACFF000XXX	1SDA102699R1 + 1SDA102832R1 + 1SDA112974R1
				XT5V 400 Ekip LIG	XT5VQ330ACFF000XXX	1SDA102687R1 + 1SDA102774R1 + 1SDA112973R1	XT5VQ430ACFF000XXX	1SDA102699R1 + 1SDA102833R1 + 1SDA112974R1
				XT5V 400 Ekip LIG	XT5VQ340ACFF000XXX	1SDA102687R1 + 1SDA102775R1 + 1SDA112973R1	XT5VQ440ACFF000XXX	1SDA102699R1 + 1SDA102834R1 + 1SDA112974R1

SACE XT5V (150 kA) Ekip Touch LSI – front terminals (F)

Size	lu	Trip unit	In	Type	3 poles		4 poles	
					U.S. ordering code	Global reference number	U.S. ordering code	Global reference number
XT5	400	Ekip Touch LSI	250	XT5V 400 Ekip Touch LSI	XT5VU325APFF000XXX	1SDA102687R1 + 1SDA102719R1	XT5VU425APFF000XXX	1SDA102699R1 + 1SDA102796R1
				XT5V 400 Ekip Touch LSI	XT5VU330APFF000XXX	1SDA102687R1 + 1SDA102720R1	XT5VU430APFF000XXX	1SDA102699R1 + 1SDA102797R1
				XT5V 400 Ekip Touch LSI	XT5VU340APFF000XXX	1SDA102687R1 + 1SDA102721R1	XT5VU440APFF000XXX	1SDA102699R1 + 1SDA102798R1
XT5	600	Ekip Touch LSI	600	XT5V 600 Ekip Touch LSI	XT5VU360BPFF000XXX	1SDA102688R1 + 1SDA102722R1	XT5VU460BPFF000XXX	1SDA102700R1 + 1SDA102799R1

Ordering codes for XT5

Circuit breakers



XT5 – circuit breaker

SACE XT5V (150 kA) Ekip Touch LSI – front terminals (F) – UL 100% rated

Size	lu	Trip unit	In	Type	3 poles		4 poles	
					U.S. ordering code	Global reference number	U.S. ordering code	Global reference number
XT5	400	Ekip Touch LSI	250	XT5V 400 Ekip Touch LSI	XT5VQ325APFF000XXX	1SDA102687R1 + 1SDA102719R1 + 1SDA112973R1	XT5VQ425APFF000XXX	1SDA102699R1 + 1SDA102796R1 + 1SDA112974R1
					XT5VQ330APFF000XXX	1SDA102687R1 + 1SDA102720R1 + 1SDA112973R1	XT5VQ430APFF000XXX	1SDA102699R1 + 1SDA102797R1 + 1SDA112974R1
					XT5VQ340APFF000XXX	1SDA102687R1 + 1SDA102721R1 + 1SDA112973R1	XT5VQ440APFF000XXX	1SDA102699R1 + 1SDA102798R1 + 1SDA112974R1

SACE XT5V (150 kA) Ekip Touch LSIG – front terminals (F)

Size	lu	Trip unit	In	Type	3 poles		4 poles	
					U.S. ordering code	Global reference number	U.S. ordering code	Global reference number
XT5	400	Ekip Touch LSIG	250	XT5V 400 Ekip Touch LSIG	XT5VU325AQFF000XXX	1SDA102687R1 + 1SDA102723R1	XT5VU425AQFF000XXX	1SDA102699R1 + 1SDA102800R1
					XT5VU330AQFF000XXX	1SDA102687R1 + 1SDA102724R1	XT5VU430AQFF000XXX	1SDA102699R1 + 1SDA102801R1
					XT5VU340AQFF000XXX	1SDA102687R1 + 1SDA102725R1	XT5VU440AQFF000XXX	1SDA102699R1 + 1SDA102802R1
XT5	600	Ekip Touch LSIG	600	XT5V 600 Ekip Touch LSIG	XT5VU360BQFF000XXX	1SDA102688R1 + 1SDA102726R1	XT5VU460BQFF000XXX	1SDA102700R1 + 1SDA102803R1

SACE XT5V (150 kA) Ekip Touch LSIG – front terminals (F) – UL 100% rated

Size	lu	Trip unit	In	Type	3 poles		4 poles	
					U.S. ordering code	Global reference number	U.S. ordering code	Global reference number
XT5	400	Ekip Touch LSIG	250	XT5V 400 Ekip Touch LSIG	XT5VQ325AQFF000XXX	1SDA102687R1 + 1SDA102723R1 + 1SDA112973R1	XT5VQ425AQFF000XXX	1SDA102699R1 + 1SDA102800R1 + 1SDA112974R1
					XT5VQ330AQFF000XXX	1SDA102687R1 + 1SDA102724R1 + 1SDA112973R1	XT5VQ430AQFF000XXX	1SDA102699R1 + 1SDA102801R1 + 1SDA112974R1
					XT5VQ340AQFF000XXX	1SDA102687R1 + 1SDA102725R1 + 1SDA112973R1	XT5VQ440AQFF000XXX	1SDA102699R1 + 1SDA102802R1 + 1SDA112974R1

Ordering codes for XT5

Circuit breakers



XT5 – circuit breaker

SACE XT5V (150 kA) Ekip Touch Measuring-LSI – front terminals (F)

Size	Iu	Trip unit	In	Type	3 poles		4 poles	
					U.S. ordering code	Global reference number	U.S. ordering code	Global reference number
XT5	400	Ekip Touch M-LSI	250	XT5V 400 Ekip Touch M-LSI	XT5VU325ARFF000XXX	1SDA102687R1 + 1SDA102727R1	XT5VU425ARFF000XXX	1SDA102699R1 + 1SDA102804R1
				XT5V 400 Ekip Touch M-LSI	XT5VU330ARFF000XXX	1SDA102687R1 + 1SDA102728R1	XT5VU430ARFF000XXX	1SDA102699R1 + 1SDA102805R1
				XT5V 400 Ekip Touch M-LSI	XT5VU340ARFF000XXX	1SDA102687R1 + 1SDA102729R1	XT5VU440ARFF000XXX	1SDA102699R1 + 1SDA102806R1
XT5	600	Ekip Touch M-LSI	600	XT5V 600 Ekip Touch M-LSI	XT5VU360BRFF000XXX	1SDA102688R1 + 1SDA102730R1	XT5VU460BRFF000XXX	1SDA102700R1 + 1SDA102807R1

SACE XT5V (150 kA) Ekip Touch Measuring-LSI – front terminals (F) – UL 100% rated

Size	Iu	Trip unit	In	Type	3 poles		4 poles	
					U.S. ordering code	Global reference number	U.S. ordering code	Global reference number
XT5	400	Ekip Touch M-LSI	250	XT5V 400 Ekip Touch M-LSI	XT5VQ325ARFF000XXX	1SDA102687R1 + 1SDA102727R1 + 1SDA112973R1	XT5VQ425ARFF000XXX	1SDA102699R1 + 1SDA102804R1 + 1SDA112974R1
				XT5V 400 Ekip Touch M-LSI	XT5VQ330ARFF000XXX	1SDA102687R1 + 1SDA102728R1 + 1SDA112973R1	XT5VQ430ARFF000XXX	1SDA102699R1 + 1SDA102805R1 + 1SDA112974R1
				XT5V 400 Ekip Touch M-LSI	XT5VQ340ARFF000XXX	1SDA102687R1 + 1SDA102729R1 + 1SDA112973R1	XT5VQ440ARFF000XXX	1SDA102699R1 + 1SDA102806R1 + 1SDA112974R1

SACE XT5V (150 kA) Ekip Touch Measuring-LSIG – front terminals (F)

Size	Iu	Trip unit	In	Type	3 poles		4 poles	
					U.S. ordering code	Global reference number	U.S. ordering code	Global reference number
XT5	400	Ekip Touch M-LSIG	250	XT5V 400 Ekip Touch M-LSIG	XT5VU325ASFF000XXX	1SDA102687R1 + 1SDA102731R1	XT5VU425ASFF000XXX	1SDA102699R1 + 1SDA102808R1
				XT5V 400 Ekip Touch M-LSIG	XT5VU330ASFF000XXX	1SDA102687R1 + 1SDA102732R1	XT5VU430ASFF000XXX	1SDA102699R1 + 1SDA102809R1
				XT5V 400 Ekip Touch M-LSIG	XT5VU340ASFF000XXX	1SDA102687R1 + 1SDA102733R1	XT5VU440ASFF000XXX	1SDA102699R1 + 1SDA102810R1
XT5	600	Ekip Touch M-LSIG	600	XT5V 600 Ekip Touch M-LSIG	XT5VU360BSFF000XXX	1SDA102688R1 + 1SDA102734R1	XT5VU460BSFF000XXX	1SDA102700R1 + 1SDA102811R1

Ordering codes for XT5

Circuit breakers



XT5 – circuit breaker

SACE XT5V (150 kA) Ekip Touch Measuring-LSIG – front terminals (F) – UL 100% rated

Size	Iu	Trip unit	In	Type	3 poles		4 poles	
					U.S. ordering code	Global reference number	U.S. ordering code	Global reference number
XT5	400	Ekip Touch M-LSIG	250	XT5V 400 Ekip Touch M-LSIG	XT5VQ325ASFF000XXX	1SDA102687R1 + 1SDA102731R1 + 1SDA112973R1	XT5VQ425ASFF000XXX	1SDA102699R1 + 1SDA102808R1 + 1SDA112974R1
				XT5V 400 Ekip Touch M-LSIG	XT5VQ330ASFF000XXX	1SDA102687R1 + 1SDA102732R1 + 1SDA112973R1	XT5VQ430ASFF000XXX	1SDA102699R1 + 1SDA102809R1 + 1SDA112974R1
				XT5V 400 Ekip Touch M-LSIG	XT5VQ340ASFF000XXX	1SDA102687R1 + 1SDA102733R1 + 1SDA112973R1	XT5VQ440ASFF000XXX	1SDA102699R1 + 1SDA102810R1 + 1SDA112974R1

SACE XT5V (150 kA) Ekip Hi-Touch LSI – front terminals (F)

Size	Iu	Trip unit	In	Type	3 poles		4 poles	
					U.S. ordering code	Global reference number	U.S. ordering code	Global reference number
XT5	400	Ekip Hi-Touch LSI	250	XT5V 400 Ekip Hi-Touch LSI	XT5VU325ATFF000XXX	1SDA102687R1 + 1SDA102735R1	XT5VU425ATFF000XXX	1SDA102699R1 + 1SDA102812R1
				XT5V 400 Ekip Hi-Touch LSI	XT5VU330ATFF000XXX	1SDA102687R1 + 1SDA102736R1	XT5VU430ATFF000XXX	1SDA102699R1 + 1SDA102813R1
				XT5V 400 Ekip Hi-Touch LSI	XT5VU340ATFF000XXX	1SDA102687R1 + 1SDA102737R1	XT5VU440ATFF000XXX	1SDA102699R1 + 1SDA102814R1
XT5	600	Ekip Hi-Touch LSI	600	XT5V 600 Ekip Hi-Touch LSI	XT5VU360BTFF000XXX	1SDA102688R1 + 1SDA102738R1	XT5VU460BTFF000XXX	1SDA102700R1 + 1SDA102815R1

SACE XT5V (150 kA) Ekip Hi-Touch LSI – front terminals (F) – UL 100% rated

Size	Iu	Trip unit	In	Type	3 poles		4 poles	
					U.S. ordering code	Global reference number	U.S. ordering code	Global reference number
XT5	400	Ekip Hi-Touch LSI	250	XT5V 400 Ekip Hi-Touch LSI	XT5VQ325ATFF000XXX	1SDA102687R1 + 1SDA102735R1 + 1SDA112973R1	XT5VQ425ATFF000XXX	1SDA102699R1 + 1SDA102812R1 + 1SDA112974R1
				XT5V 400 Ekip Hi-Touch LSI	XT5VQ330ATFF000XXX	1SDA102687R1 + 1SDA102736R1 + 1SDA112973R1	XT5VQ430ATFF000XXX	1SDA102699R1 + 1SDA102813R1 + 1SDA112974R1
				XT5V 400 Ekip Hi-Touch LSI	XT5VQ340ATFF000XXX	1SDA102687R1 + 1SDA102737R1 + 1SDA112973R1	XT5VQ440ATFF000XXX	1SDA102699R1 + 1SDA102814R1 + 1SDA112974R1

Ordering codes for XT5

Circuit breakers



XT5 – circuit breaker

SACE XT5V (150 kA) Ekip Hi-Touch LSIG – front terminals (F)

Size	Iu	Trip unit	In	Type	3 poles		4 poles	
					U.S. ordering code	Global reference number	U.S. ordering code	Global reference number
XT5	400	Ekip Hi-Touch LSIG	250	XT5V 400 Ekip Hi-Touch LSIG	XT5VU325AUFF000XXX	1SDA102687R1 + 1SDA102739R1	XT5VU425AUFF000XXX	1SDA102699R1 + 1SDA102816R1
				XT5V 400 Ekip Hi-Touch LSIG	XT5VU330AUFF000XXX	1SDA102687R1 + 1SDA102740R1	XT5VU430AUFF000XXX	1SDA102699R1 + 1SDA102817R1
				XT5V 400 Ekip Hi-Touch LSIG	XT5VU340AUFF000XXX	1SDA102687R1 + 1SDA102741R1	XT5VU440AUFF000XXX	1SDA102699R1 + 1SDA102818R1
XT5	600	Ekip Hi-Touch LSIG	600	XT5V 600 Ekip Hi-Touch LSIG	XT5VU360BUFF000XXX	1SDA102688R1 + 1SDA102742R1	XT5VU460BUFF000XXX	1SDA102700R1 + 1SDA102819R1

SACE XT5V (150 kA) Ekip Hi-Touch LSIG – front terminals (F) – UL 100% rated

Size	Iu	Trip unit	In	Type	3 poles		4 poles	
					U.S. ordering code	Global reference number	U.S. ordering code	Global reference number
XT5	400	Ekip Hi-Touch LSIG	250	XT5V 400 Ekip Hi-Touch LSIG	XT5VQ325AUFF000XXX	1SDA102687R1 + 1SDA102739R1 + 1SDA112973R1	XT5VQ425AUFF000XXX	1SDA102699R1 + 1SDA102816R1 + 1SDA112974R1
				XT5V 400 Ekip Hi-Touch LSIG	XT5VQ330AUFF000XXX	1SDA102687R1 + 1SDA102740R1 + 1SDA112973R1	XT5VQ430AUFF000XXX	1SDA102699R1 + 1SDA102817R1 + 1SDA112974R1
				XT5V 400 Ekip Hi-Touch LSIG	XT5VQ340AUFF000XXX	1SDA102687R1 + 1SDA102741R1 + 1SDA112973R1	XT5VQ440AUFF000XXX	1SDA102699R1 + 1SDA102818R1 + 1SDA112974R1

Ordering codes for XT5

Circuit breakers



XT5 – circuit breaker

Motor circuit protector (MCP)

SACE XT5V (150 kA) MA – front terminals (F)

Size	Iu	Trip unit	In	Type	3 poles	
					U.S. ordering code	Global reference number
XT5	400	MA	300	XT5V 400 MA 300-3000	XT5VU330AMFF000XXX	1SDA102567R1
			400	XT5V 400 MA 400-4000	XT5VU340AMFF000XXX	1SDA102568R1
XT5	600	MA	500	XT5V 600 MA 500-5000	XT5VU350BMFF000XXX	1SDA102569R1

SACE XT5V (150 kA) Ekip M I – front terminals (F)

Size	Iu	Trip unit	In	Type	3 poles	
					U.S. ordering code	Global reference number
XT5	400	Ekip M I	250	XT5V 400 Ekip M I In = 250 A	XT5VU325AKFF000XXX	1SDA107490R1
			300	XT5V 400 Ekip M I In = 300 A	XT5VU330AKFF000XXX	1SDA102570R1
			400	XT5V 400 Ekip M I In = 400 A	XT5VU340AKFF000XXX	1SDA102571R1
XT5	600	Ekip M I	500	XT5V 600 Ekip M I In = 500 A	XT5VU350BKFF000XXX	1SDA102572R1

SACE XT5V (150 kA) Ekip M I – front terminals (F) – UL 100% rated

Size	Iu	Trip unit	In	Type	3 poles	
					U.S. ordering code	Global reference number
XT5	400	Ekip M I	250	XT5V 400 Ekip M I	XT5V Q325AKFF000XXX	1SDA107490R1 + 1SDA112973R1
			300	XT5V 400 Ekip M I	XT5VQ330AKFF000XXX	1SDA102570R1 + 1SDA112973R1
			400	XT5V 400 Ekip M I	XT5VQ340AKFF000XXX	1SDA102571R1 + 1SDA112973R1

Ordering codes for XT5

Circuit breakers



XT5 – circuit breaker

Motor protection circuit breaker (MPCB)

SACE XT5V (150 kA) Ekip M LIU – front terminals (F)

Size	Iu	Trip unit	In	Type	3 poles	
					U.S. ordering code	Global reference number
XT5	400	Ekip M LIU	250	XT5V 400 Ekip M LIU In = 250 A	XT5VU325ALFF000XXX	1SDA107373R1
				XT5V 400 Ekip M LIU In = 300 A	XT5VU330ALFF000XXX	1SDA107374R1
				XT5V 400 Ekip M LIU In = 400 A	XT5VU340ALFF000XXX	1SDA107375R1
XT5	600	Ekip M LIU	500	XT5V 600 Ekip M LIU In = 500 A	XT5VU350BLFF000XXX	1SDA107376R1

SACE XT5V (150 kA) Ekip M-LIU – front terminals (F) – UL 100% rated

Size	Iu	Trip unit	In	Type	3 poles	
					U.S. ordering code	Global reference number
XT5	400	Ekip M-LIU	250	XT5V 400 Ekip M-LIU	XT5VQ325ALFF000XXX	1SDA107373R1 + 1SDA112973R1
				XT5V 400 Ekip M-LIU	XT5VQ330ALFF000XXX	1SDA107374R1 + 1SDA112973R1
				XT5V 400 Ekip M-LIU	XT5VQ340ALFF000XXX	1SDA107375R1 + 1SDA112973R1

Ordering codes for XT5

Circuit breakers



XT5 – circuit breaker

SACE XT5V (150 kA) Ekip M Touch LRIU – front terminals (F)

Size	Iu	Trip unit	In	Type	3 poles	
					U.S. ordering code	Global reference number
XT5	400	Ekip M Touch LRIU	250	XT5V 400 Ekip M Touch LRIU In = 250 A	XT5VU325AWFF000XXX	1SDA102573R1
				300 XT5V 400 Ekip M Touch LRIU In = 300 A	XT5VU330AWFF000XXX	1SDA102574R1
				400 XT5V 400 Ekip M Touch LRIU In = 400 A	XT5VU340AWFF000XXX	1SDA102575R1
XT5	600	Ekip M Touch LRIU	500	XT5V 600 Ekip M Touch LRIU In = 500 A	XT5VU350BFFF000XXX	1SDA102576R1

SACE XT5V (150 kA) EkipM Touch LRIU – front terminals (F) – UL 100% rated

Size	Iu	Trip unit	In	Type	3 poles	
					U.S. ordering code	Global reference number
XT5	400	EkipM Touch LRIU	250	XT5V 400 EkipM Touch LRIU	XT5VQ325AWFF000XXX	1SDA102573R1 + 1SDA112973R1
				300 XT5V 400 EkipM Touch LRIU	XT5VQ330AWFF000XXX	1SDA102574R1 + 1SDA112973R1
				400 XT5V 400 EkipM Touch LRIU	XT5VQ340AWFF000XXX	1SDA102575R1 + 1SDA112973R1

Generator protection circuit breaker

SACE XT5V (150 kA) TMG – front terminals (F)

Size	Iu	Trip unit	In	Type	3 poles		4 poles	
					U.S. ordering code	Global reference number	U.S. ordering code	Global reference number
XT5	400	TMG	300	XT5V 400 TMG 3p	XT5VU330ANFF000XXX	1SDA102687R1 + 1SDA102757R1	XT5VU430ANFF000XXX	1SDA102699R1 + 1SDA107795R1
				400 XT5V 400 TMG 3p	XT5VU340ANFF000XXX	1SDA102687R1 + 1SDA102758R1		
XT5	600	TMG	600	XT5V 600 TMG 3p	XT5VU360BNFF000XXX	1SDA102688R1 + 1SDA102760R1	XT5VU460BNFF000XXX	1SDA102700R1 + 1SDA107797R1

Ordering codes for XT5

Circuit breakers



XT5 – circuit breaker

SACE XT5V (150 kA) TMG – front terminals (F) – UL 100% rated

Size	Iu	Trip unit	In	Type	3 poles		4 poles	
					U.S. ordering code	Global reference number	U.S. ordering code	Global reference number
XT5	400	TMG	300	XT5V 400 TMG 3p	XT5VQ330ANFF000XXX	1SDA102687R1 + 1SDA102757R1 + 1SDA112973R1	XT5VQ430ANFF000XXX	1SDA102699R1 + 1SDA107795R1 + 1SDA112974R1
					XT5VQ340ANFF000XXX	1SDA102687R1 + 1SDA102758R1 + 1SDA112973R1		XT5VQ440ANFF000XXX

SACE XT5V (150 kA) Ekip G LS/I – front terminals (F)

Size	Iu	Trip unit	In	Type	3 poles		4 poles		
					U.S. ordering code	Global reference number	U.S. ordering code	Global reference number	
XT5	400	Ekip G LS/I	250	XT5V 400 Ekip G LS/I	XT5VU325AXFF000XXX	1SDA102687R1 + 1SDA102761R1	XT5VU425AXFF000XXX	1SDA102699R1 + 1SDA102820R1	
					XT5VU330AXFF000XXX	1SDA102687R1 + 1SDA102762R1		XT5VU430AXFF000XXX	1SDA102699R1 + 1SDA102821R1
					XT5VU340AXFF000XXX	1SDA102687R1 + 1SDA102763R1		XT5VU440AXFF000XXX	1SDA102699R1 + 1SDA102822R1
XT5	600	Ekip G LS/I	600	XT5V 600 Ekip G LS/I	XT5VU360BXFF000XXX	1SDA102688R1 + 1SDA102764R1	XT5VU460BXFF000XXX	1SDA102700R1 + 1SDA102823R1	

SACE XT5V (150 kA) Ekip G LS/I Touch LRIU – front terminals (F) – UL 100% rated

Size	Iu	Trip unit	In	Type	3 poles		4 poles		
					U.S. ordering code	Global reference number	U.S. ordering code	Global reference number	
XT5	400	Ekip G LS/I	250	XT5V 400 Ekip G LS/I	XT5VQ325AXFF000XXX	1SDA102687R1 + 1SDA102761R1 + 1SDA112973R1	XT5VQ425AXFF000XXX	1SDA102699R1 + 1SDA102820R1 + 1SDA112974R1	
					XT5VQ330AXFF000XXX	1SDA102687R1 + 1SDA102762R1 + 1SDA112973R1		XT5VQ430AXFF000XXX	1SDA102699R1 + 1SDA102821R1 + 1SDA112974R1
					XT5VQ340AXFF000XXX	1SDA102687R1 + 1SDA102763R1 + 1SDA112973R1		XT5VQ440AXFF000XXX	1SDA102699R1 + 1SDA102822R1 + 1SDA112974R1

Ordering codes for XT5

Circuit breakers



XT5 – circuit breaker

SACE XT5V (150 kA) Ekip G Touch LSIG – front terminals (F)

Size	Iu	Trip unit	In	Type	3 poles		4 poles	
					U.S. ordering code	Global reference number	U.S. ordering code	Global reference number
XT5	400	Ekip G Touch LSIG	250	XT5V 400 Ekip G Touch LSIG	XT5VU325AYFF000XXX	1SDA102687R1 + 1SDA102765R1	XT5VU425AYFF000XXX	1SDA102699R1 + 1SDA102824R1
					XT5VU330AYFF000XXX	1SDA102687R1 + 1SDA102766R1	XT5VU430AYFF000XXX	1SDA102699R1 + 1SDA102825R1
					XT5VU340AYFF000XXX	1SDA102687R1 + 1SDA102767R1	XT5VU440AYFF000XXX	1SDA102699R1 + 1SDA102826R1
XT5	600	Ekip G Touch LSIG	600	XT5V 600 Ekip G Touch LSIG	XT5VU360BYFF000XXX	1SDA102688R1 + 1SDA102768R1	XT5VU460BYFF000XXX	1SDA102700R1 + 1SDA102827R1

SACE XT5V (150 kA) Ekip G Touch LSIG – front terminals (F) – UL 100% rated

Size	Iu	Trip unit	In	Type	3 poles		4 poles	
					U.S. ordering code	Global reference number	U.S. ordering code	Global reference number
XT5	400	Ekip G Touch LSIG	250	XT5V 400 Ekip G Touch LSIG	XT5VQ325AYFF000XXX	1SDA102687R1 + 1SDA102765R1 + 1SDA112973R1	XT5VQ425AYFF000XXX	1SDA102699R1 + 1SDA102824R1 + 1SDA112974R1
					XT5VQ330AYFF000XXX	1SDA102687R1 + 1SDA102766R1 + 1SDA112973R1	XT5VQ430AYFF000XXX	1SDA102699R1 + 1SDA102825R1 + 1SDA112974R1
					XT5VQ340AYFF000XXX	1SDA102687R1 + 1SDA102767R1 + 1SDA112973R1	XT5VQ440AYFF000XXX	1SDA102699R1 + 1SDA102826R1 + 1SDA112974R1

SACE XT5V (150 kA) Ekip G Hi-Touch LSIG – front terminals (F)

Size	Iu	Trip unit	In	Type	3 poles		4 poles	
					U.S. ordering code	Global reference number	U.S. ordering code	Global reference number
XT5	400	Ekip G Hi-Touch LSIG	250	XT5V 400 Ekip G Hi-Touch LSIG	XT5VU325AZFF000XXX	1SDA102687R1 + 1SDA102769R1	XT5VU425AZFF000XXX	1SDA102699R1 + 1SDA102828R1
					XT5VU330AZFF000XXX	1SDA102687R1 + 1SDA102770R1	XT5VU430AZFF000XXX	1SDA102699R1 + 1SDA102829R1
					XT5VU340AZFF000XXX	1SDA102687R1 + 1SDA102771R1	XT5VU440AZFF000XXX	1SDA102699R1 + 1SDA102830R1
XT5	600	Ekip G Hi-Touch LSIG	600	XT5V 600 Ekip G Hi-Touch LSIG	XT5VU360BZFF000XXX	1SDA102688R1 + 1SDA102772R1	XT5VU460BZFF000XXX	1SDA102700R1 + 1SDA102831R1

Ordering codes for XT5 Circuit breakers



XT5 – circuit breaker

SACE XT5V (150 kA) Ekip G Hi-Touch LSIG – front terminals (F) – UL 100% rated

Size	lu	Trip unit	In	Type	3 poles		4 poles		
					U.S. ordering code	Global reference number	U.S. ordering code	Global reference number	
XT5	400	Ekip G Hi-Touch LSIG	250	XT5V 400 Ekip G Hi-Touch LSIG	XT5VQ325AZFF000XXX	1SDA102687R1 + 1SDA102769R1 + 1SDA112973R1	XT5VQ425AZFF000XXX	1SDA102699R1 + 1SDA102828R1 + 1SDA112974R1	
					XT5VQ330AZFF000XXX	1SDA102687R1 + 1SDA102770R1 + 1SDA112973R1		XT5VQ430AZFF000XXX	1SDA102699R1 + 1SDA102829R1 + 1SDA112974R1
					XT5VQ340AZFF000XXX	1SDA102687R1 + 1SDA102771R1 + 1SDA112973R1		XT5VQ440AZFF000XXX	1SDA102699R1 + 1SDA102830R1 + 1SDA112974R1

Distribution circuit breakers

SACE XT5X (200 kA) TMA – front terminals (F)

Size	lu	Trip unit	In	Type	3 poles		4 poles	
					U.S. ordering code	Global reference number	U.S. ordering code	Global reference number
XT5	400	TMA	30A	XT5X 400 TMA/TMD	XT5XU330ABFF000XXX	1SDA102689R1 + 1SDA102703R1	XT5XU430ABFF000XXX	1SDA102701R1 + 1SDA102780R1
					XT5XU340ABFF000XXX	1SDA102689R1 + 1SDA102704R1		XT5XU440ABFF000XXX
XT5	600	TMA	60B	XT5X 600 TMA/TMD	XT5XU360BBFF000XXX	1SDA102690R1 + 1SDA102706R1	XT5XU460BBFF000XXX	1SDA102702R1 + 1SDA102783R1

SACE XT5X (200 kA) TMA – front terminals (F) – UL 100% rated

Size	lu	Trip unit	In	Type	3 poles		4 poles	
					U.S. ordering code	Global reference number	U.S. ordering code	Global reference number
XT5	400	TMA	30A	XT5X 400 TMA/TMD	XT5XQ330ABFF000XXX	1SDA102689R1 + 1SDA102703R1 + 1SDA112973R1	XT5XQ430ABFF000XXX	1SDA102701R1 + 1SDA102780R1 + 1SDA112974R1
					XT5XQ340ABFF000XXX	1SDA102689R1 + 1SDA102704R1 + 1SDA112973R1		XT5XQ440ABFF000XXX



XT5 – circuit breaker

Ordering codes for XT5

Circuit breakers



XT5 – circuit breaker

SACE XT5X (200 kA) Ekip Dip LIG – front terminals (F)

Size	Iu	Trip unit	In	Type	3 poles		4 poles	
					U.S. ordering code	Global reference number	U.S. ordering code	Global reference number
XT5	400	Ekip Dip LIG	25A	XT5X 400 Ekip LIG	XT5XU325ACFF000XXX	1SDA102689R1 + 1SDA102773R1	XT5XU425ACFF000XXX	1SDA102701R1 + 1SDA102832R1
				30A XT5X 400 Ekip LIG	XT5XU330ACFF000XXX	1SDA102689R1 + 1SDA102774R1	XT5XU430ACFF000XXX	1SDA102701R1 + 1SDA102833R1
				40A XT5X 400 Ekip LIG	XT5XU340ACFF000XXX	1SDA102689R1 + 1SDA102775R1	XT5XU440ACFF000XXX	1SDA102701R1 + 1SDA102834R1
XT5	600	Ekip Dip LIG	60B	XT5X 600 Ekip LIG	XT5XU360BCFF000XXX	1SDA102690R1 + 1SDA102776R1	XT5XU460BCFF000XXX	1SDA102702R1 + 1SDA102835R1

SACE XT5X (200 kA) Ekip Dip LIG – front terminals (F) – UL 100% rated

Size	Iu	Trip unit	In	Type	3 poles		4 poles	
					U.S. ordering code	Global reference number	U.S. ordering code	Global reference number
XT5	400	Ekip Dip LIG	25A	XT5X 400 Ekip LIG	XT5XQ325ACFF000XXX	1SDA102689R1 + 1SDA102773R1 + 1SDA112973R1	XT5XQ425ACFF000XXX	1SDA102701R1 + 1SDA102832R1 + 1SDA112974R1
				30A XT5X 400 Ekip LIG	XT5XQ330ACFF000XXX	1SDA102689R1 + 1SDA102774R1 + 1SDA112973R1	XT5XQ430ACFF000XXX	1SDA102701R1 + 1SDA102833R1 + 1SDA112974R1
				40A XT5X 400 Ekip LIG	XT5XQ340ACFF000XXX	1SDA102689R1 + 1SDA102775R1 + 1SDA112973R1	XT5XQ440ACFF000XXX	1SDA102701R1 + 1SDA102834R1 + 1SDA112974R1

SACE XT5X (200 kA) Ekip Dip LS/I – front terminals (F)

Size	Iu	Trip unit	In	Type	3 poles		4 poles	
					U.S. ordering code	Global reference number	U.S. ordering code	Global reference number
XT5	400	Ekip Dip LS/I	25A	XT5X 400 Ekip LS/I	XT5XU325AEFF000XXX	1SDA102689R1 + 1SDA102707R1	XT5XU425AEFF000XXX	1SDA102701R1 + 1SDA102784R1
				30A XT5X 400 Ekip LS/I	XT5XU330AEFF000XXX	1SDA102689R1 + 1SDA102708R1	XT5XU430AEFF000XXX	1SDA102701R1 + 1SDA102785R1
				40A XT5X 400 Ekip LS/I	XT5XU340AEFF000XXX	1SDA102689R1 + 1SDA102709R1	XT5XU440AEFF000XXX	1SDA102701R1 + 1SDA102786R1
XT5	600	Ekip Dip LS/I	60B	XT5X 600 Ekip LS/I	XT5XU360BEFF000XXX	1SDA102690R1 + 1SDA102710R1	XT5XU460BEFF000XXX	1SDA102702R1 + 1SDA102787R1

Ordering codes for XT5

Circuit breakers



XT5 – circuit breaker

SACE XT5X (200 kA) Ekip Dip LS/I – front terminals (F) – UL 100% rated

Size	Iu	Trip unit	In	Type	3 poles		4 poles	
					U.S. ordering code	Global reference number	U.S. ordering code	Global reference number
XT5	400	Ekip Dip LS/I	25A	XT5X 400 Ekip LS/I	XT5XQ325AEFF000XXX	1SDA102689R1 + 1SDA102707R1 + 1SDA112973R1	XT5XQ425AEFF000XXX	1SDA102701R1 + 1SDA102784R1 + 1SDA112974R1
				XT5X 400 Ekip LS/I	XT5XQ330AEFF000XXX	1SDA102689R1 + 1SDA102708R1 + 1SDA112973R1	XT5XQ430AEFF000XXX	1SDA102701R1 + 1SDA102785R1 + 1SDA112974R1
				XT5X 400 Ekip LS/I	XT5XQ340AEFF000XXX	1SDA102689R1 + 1SDA102709R1 + 1SDA112973R1	XT5XQ440AEFF000XXX	1SDA102701R1 + 1SDA102786R1 + 1SDA112974R1

SACE XT5X (200 kA) Ekip Dip LSI – front terminals (F)

Size	Iu	Trip unit	In	Type	3 poles		4 poles	
					U.S. ordering code	Global reference number	U.S. ordering code	Global reference number
XT5	400	Ekip Dip LSI	25A	XT5X 400 Ekip LSI	XT5XU325AFF000XXX	1SDA102689R1 + 1SDA102711R1	XT5XU425AFF000XXX	1SDA102701R1 + 1SDA102788R1
				XT5X 400 Ekip LSI	XT5XU330AFF000XXX	1SDA102689R1 + 1SDA102712R1	XT5XU430AFF000XXX	1SDA102701R1 + 1SDA102789R1
				XT5X 400 Ekip LSI	XT5XU340AFF000XXX	1SDA102689R1 + 1SDA102713R1	XT5XU440AFF000XXX	1SDA102701R1 + 1SDA102790R1
XT5	600	Ekip Dip LSI	60B	XT5X 600 Ekip LSI	XT5XU360BFFF000XXX	1SDA102690R1 + 1SDA102714R1	XT5XU460BFFF000XXX	1SDA102702R1 + 1SDA102791R1

SACE XT5X (200 kA) Ekip LSI – front terminals (F) – UL 100% rated

Size	Iu	Trip unit	In	Type	3 poles		4 poles	
					U.S. ordering code	Global reference number	U.S. ordering code	Global reference number
XT5	400	Ekip LSI	25A	XT5X 400 Ekip LSI	XT5XQ325AFF000XXX	1SDA102689R1 + 1SDA102711R1 + 1SDA112973R1	XT5XQ425AFF000XXX	1SDA102701R1 + 1SDA102788R1 + 1SDA112974R1
				XT5X 400 Ekip LSI	XT5XQ330AFF000XXX	1SDA102689R1 + 1SDA102712R1 + 1SDA112973R1	XT5XQ430AFF000XXX	1SDA102701R1 + 1SDA102789R1 + 1SDA112974R1
				XT5X 400 Ekip LSI	XT5XQ340AFF000XXX	1SDA102689R1 + 1SDA102713R1 + 1SDA112973R1	XT5XQ440AFF000XXX	1SDA102701R1 + 1SDA102790R1 + 1SDA112974R1

Ordering codes for XT5

Circuit breakers



XT5 – circuit breaker

SACE XT5X (200 kA) Ekip LSIG – front terminals (F)

Size	Iu	Trip unit	In	Type	3 poles		4 poles	
					U.S. ordering code	Global reference number	U.S. ordering code	Global reference number
XT5	400	Ekip LSIG	25A	XT5X 400 Ekip LSIG	XT5XU325AGFF000XXX	1SDA102689R1 + 1SDA102715R1	XT5XU425AGFF000XXX	1SDA102701R1 + 1SDA102792R1
				XT5X 400 Ekip LSIG	XT5XU330AGFF000XXX	1SDA102689R1 + 1SDA102716R1	XT5XU430AGFF000XXX	1SDA102701R1 + 1SDA102793R1
				XT5X 400 Ekip LSIG	XT5XU340AGFF000XXX	1SDA102689R1 + 1SDA102717R1	XT5XU440AGFF000XXX	1SDA102701R1 + 1SDA102794R1
XT5	600	Ekip LSIG	60B	XT5X 600 Ekip LSIG	XT5XU360BGGFF000XXX	1SDA102690R1 + 1SDA102718R1	XT5XU460BGGFF000XXX	1SDA102702R1 + 1SDA102795R1

SACE XT5X (200 kA) Ekip LSIG – front terminals (F) – UL 100% rated

Size	Iu	Trip unit	In	Type	3 poles		4 poles	
					U.S. ordering code	Global reference number	U.S. ordering code	Global reference number
XT5	400	Ekip LSIG	25A	XT5X 400 Ekip LSIG	XT5XQ325AGFF000XXX	1SDA102689R1 + 1SDA102715R1 + 1SDA112973R1	XT5XQ425AGFF000XXX	1SDA102701R1 + 1SDA102792R1 + 1SDA112974R1
				XT5X 400 Ekip LSIG	XT5XQ330AGFF000XXX	1SDA102689R1 + 1SDA102716R1 + 1SDA112973R1	XT5XQ430AGFF000XXX	1SDA102701R1 + 1SDA102793R1 + 1SDA112974R1
				XT5X 400 Ekip LSIG	XT5XQ340AGFF000XXX	1SDA102689R1 + 1SDA102717R1 + 1SDA112973R1	XT5XQ440AGFF000XXX	1SDA102701R1 + 1SDA102794R1 + 1SDA112974R1

SACE XT5X (200 kA) Ekip Touch LSI – front terminals (F)

Size	Iu	Trip unit	In	Type	3 poles		4 poles	
					U.S. ordering code	Global reference number	U.S. ordering code	Global reference number
XT5	400	Ekip Touch LSI	25A	XT5X 400 Ekip Touch LSI	XT5XU325APFF000XXX	1SDA102689R1 + 1SDA102719R1	XT5XU425APFF000XXX	1SDA102701R1 + 1SDA102796R1
				XT5X 400 Ekip Touch LSI	XT5XU330APFF000XXX	1SDA102689R1 + 1SDA102720R1	XT5XU430APFF000XXX	1SDA102701R1 + 1SDA102797R1
				XT5X 400 Ekip Touch LSI	XT5XU340APFF000XXX	1SDA102689R1 + 1SDA102721R1	XT5XU440APFF000XXX	1SDA102701R1 + 1SDA102798R1
XT5	600	Ekip Touch LSI	60B	XT5X 600 Ekip Touch LSI	XT5XU360BPFF000XXX	1SDA102690R1 + 1SDA102722R1	XT5XU460BPFF000XXX	1SDA102702R1 + 1SDA102799R1

Ordering codes for XT5

Circuit breakers



XT5 – circuit breaker

SACE XT5X (200 kA) Ekip Touch LSI – front terminals (F) – UL 100% rated

Size	lu	Trip unit	In	Type	3 poles		4 poles	
					U.S. ordering code	Global reference number	U.S. ordering code	Global reference number
XT5	400	Ekip Touch LSI	25A	XT5X 400 Ekip Touch LSI	XT5XQ325APFF000XXX	1SDA102689R1 + 1SDA102719R1 + 1SDA112973R1	XT5XQ425APFF000XXX	1SDA102701R1 + 1SDA102796R1 + 1SDA112974R1
				XT5X 400 Ekip Touch LSI	XT5XQ330APFF000XXX	1SDA102689R1 + 1SDA102720R1 + 1SDA112973R1	XT5XQ430APFF000XXX	1SDA102701R1 + 1SDA102797R1 + 1SDA112974R1
				XT5X 400 Ekip Touch LSI	XT5XQ340APFF000XXX	1SDA102689R1 + 1SDA102721R1 + 1SDA112973R1	XT5XQ440APFF000XXX	1SDA102701R1 + 1SDA102798R1 + 1SDA112974R1

SACE XT5X (200 kA) Ekip Touch LSI – front terminals (F)

Size	lu	Trip unit	In	Type	3 poles		4 poles	
					U.S. ordering code	Global reference number	U.S. ordering code	Global reference number
XT5	400	Ekip Touch LSI	25A	XT5X 400 Ekip Touch LSI	XT5XU325AQFF000XXX	1SDA102689R1 + 1SDA102723R1	XT5XU425AQFF000XXX	1SDA102701R1 + 1SDA102800R1
				XT5X 400 Ekip Touch LSI	XT5XU330AQFF000XXX	1SDA102689R1 + 1SDA102724R1	XT5XU430AQFF000XXX	1SDA102701R1 + 1SDA102801R1
				XT5X 400 Ekip Touch LSI	XT5XU340AQFF000XXX	1SDA102689R1 + 1SDA102725R1	XT5XU440AQFF000XXX	1SDA102701R1 + 1SDA102802R1
XT5	600	Ekip Touch LSI	60B	XT5X 600 Ekip Touch LSI	XT5XU360BQFF000XXX	1SDA102690R1 + 1SDA102726R1	XT5XU460BQFF000XXX	1SDA102702R1 + 1SDA102803R1

SACE XT5X (200 kA) Ekip Touch LSI – front terminals (F) – UL 100% rated

Size	lu	Trip unit	In	Type	3 poles		4 poles	
					U.S. ordering code	Global reference number	U.S. ordering code	Global reference number
XT5	400	Ekip Touch LSI	25A	XT5X 400 Ekip Touch LSI	XT5XQ325AQFF000XXX	1SDA102689R1 + 1SDA102723R1 + 1SDA112973R1	XT5XQ425AQFF000XXX	1SDA102701R1 + 1SDA102800R1 + 1SDA112974R1
				XT5X 400 Ekip Touch LSI	XT5XQ330AQFF000XXX	1SDA102689R1 + 1SDA102724R1 + 1SDA112973R1	XT5XQ430AQFF000XXX	1SDA102701R1 + 1SDA102801R1 + 1SDA112974R1
				XT5X 400 Ekip Touch LSI	XT5XQ340AQFF000XXX	1SDA102689R1 + 1SDA102725R1 + 1SDA112973R1	XT5XQ440AQFF000XXX	1SDA102701R1 + 1SDA102802R1 + 1SDA112974R1

Ordering codes for XT5

Circuit breakers



XT5 – circuit breaker

SACE XT5X (200 kA) Ekip Touch Measuring-LSI – front terminals (F)

Size	Iu	Trip unit	In	Type	3 poles		4 poles	
					U.S. ordering code	Global reference number	U.S. ordering code	Global reference number
XT5	400	Ekip Touch M-LSI	25A	XT5X 400 Ekip Touch M-LSI	XT5XU325ARFF000XXX	1SDA102689R1 + 1SDA102727R1	XT5XU425ARFF000XXX	1SDA102701R1 + 1SDA102804R1
				XT5X 400 Ekip Touch M-LSI	XT5XU330ARFF000XXX	1SDA102689R1 + 1SDA102728R1	XT5XU430ARFF000XXX	1SDA102701R1 + 1SDA102805R1
				XT5X 400 Ekip Touch M-LSI	XT5XU340ARFF000XXX	1SDA102689R1 + 1SDA102729R1	XT5XU440ARFF000XXX	1SDA102701R1 + 1SDA102806R1
XT5	600	Ekip Touch M-LSI	60B	XT5X 600 Ekip Touch M-LSI	XT5XU360BRFF000XXX	1SDA102690R1 + 1SDA102730R1	XT5XU460BRFF000XXX	1SDA102702R1 + 1SDA102807R1

SACE XT5X (200 kA) Ekip Touch Measuring-LSI – front terminals (F) – UL 100% rated

Size	Iu	Trip unit	In	Type	3 poles		4 poles	
					U.S. ordering code	Global reference number	U.S. ordering code	Global reference number
XT5	400	Ekip Touch M-LSI	25A	XT5X 400 Ekip Touch M-LSI	XT5XQ325ARFF000XXX	1SDA102689R1 + 1SDA102727R1 + 1SDA112973R1	XT5XQ425ARFF000XXX	1SDA102701R1 + 1SDA102804R1 + 1SDA112974R1
				XT5X 400 Ekip Touch M-LSI	XT5XQ330ARFF000XXX	1SDA102689R1 + 1SDA102728R1 + 1SDA112973R1	XT5XQ430ARFF000XXX	1SDA102701R1 + 1SDA102805R1 + 1SDA112974R1
				XT5X 400 Ekip Touch M-LSI	XT5XQ340ARFF000XXX	1SDA102689R1 + 1SDA102729R1 + 1SDA112973R1	XT5XQ440ARFF000XXX	1SDA102701R1 + 1SDA102806R1 + 1SDA112974R1

SACE XT5X (200 kA) Ekip Touch Measuring-LSIG – front terminals (F)

Size	Iu	Trip unit	In	Type	3 poles		4 poles	
					U.S. ordering code	Global reference number	U.S. ordering code	Global reference number
XT5	400	Ekip Touch M-LSIG	25A	XT5X 400 Ekip Touch M-LSIG	XT5XU325ASFF000XXX	1SDA102689R1 + 1SDA102731R1	XT5XU425ASFF000XXX	1SDA102701R1 + 1SDA102808R1
				XT5X 400 Ekip Touch M-LSIG	XT5XU330ASFF000XXX	1SDA102689R1 + 1SDA102732R1	XT5XU430ASFF000XXX	1SDA102701R1 + 1SDA102809R1
				XT5X 400 Ekip Touch M-LSIG	XT5XU340ASFF000XXX	1SDA102689R1 + 1SDA102733R1	XT5XU440ASFF000XXX	1SDA102701R1 + 1SDA102810R1
XT5	600	Ekip Touch M-LSIG	60B	XT5X 600 Ekip Touch M-LSIG	XT5XU360BSFF000XXX	1SDA102690R1 + 1SDA102734R1	XT5XU460BSFF000XXX	1SDA102702R1 + 1SDA102811R1

Ordering codes for XT5

Circuit breakers



XT5 – circuit breaker

SACE XT5X (200 kA) Ekip Touch Measuring-LSIG – front terminals (F) – UL 100% rated

Size	Iu	Trip unit	In	Type	3 poles		4 poles		
					U.S. ordering code	Global reference number	U.S. ordering code	Global reference number	
XT5	400	Ekip Touch M-LSIG	25A	XT5X 400 Ekip Touch M-LSIG	XT5XQ325ASFF000XXX	1SDA102689R1 + 1SDA102731R1 + 1SDA112973R1	XT5XQ425ASFF000XXX	1SDA102701R1 + 1SDA102808R1 + 1SDA112974R1	
					XT5XQ330ASFF000XXX	1SDA102689R1 + 1SDA102732R1 + 1SDA112973R1		XT5XQ430ASFF000XXX	1SDA102701R1 + 1SDA102809R1 + 1SDA112974R1
					XT5XQ340ASFF000XXX	1SDA102689R1 + 1SDA102733R1 + 1SDA112973R1		XT5XQ440ASFF000XXX	1SDA102701R1 + 1SDA102810R1 + 1SDA112974R1

SACE XT5X (200 kA) Ekip Hi-Touch LSI – front terminals (F)

Size	Iu	Trip unit	In	Type	3 poles		4 poles		
					U.S. ordering code	Global reference number	U.S. ordering code	Global reference number	
XT5	400	Ekip Hi-Touch LSI	25A	XT5X 400 Ekip Hi-Touch LSI	XT5XU325ATFF000XXX	1SDA102689R1 + 1SDA102735R1	XT5XU425ATFF000XXX	1SDA102701R1 + 1SDA102812R1	
					XT5XU330ATFF000XXX	1SDA102689R1 + 1SDA102736R1		XT5XU430ATFF000XXX	1SDA102701R1 + 1SDA102813R1
					XT5XU340ATFF000XXX	1SDA102689R1 + 1SDA102737R1		XT5XU440ATFF000XXX	1SDA102701R1 + 1SDA102814R1
XT5	600	Ekip Hi-Touch LSI	60B	XT5X 600 Ekip Hi-Touch LSI	XT5XU360BTFF000XXX	1SDA102690R1 + 1SDA102738R1	XT5XU460BTFF000XXX	1SDA102702R1 + 1SDA102815R1	

SACE XT5X (200 kA) Ekip Hi-Touch LSI – front terminals (F) – UL 100% rated

Size	Iu	Trip unit	In	Type	3 poles		4 poles		
					U.S. ordering code	Global reference number	U.S. ordering code	Global reference number	
XT5	400	Ekip Hi-Touch LSI	25A	XT5X 400 Ekip Hi-Touch LSI	XT5XQ325ATFF000XXX	1SDA102689R1 + 1SDA102735R1 + 1SDA112973R1	XT5XQ425ATFF000XXX	1SDA102701R1 + 1SDA102812R1 + 1SDA112974R1	
					XT5XQ330ATFF000XXX	1SDA102689R1 + 1SDA102736R1 + 1SDA112973R1		XT5XQ430ATFF000XXX	1SDA102701R1 + 1SDA102813R1 + 1SDA112974R1
					XT5XQ340ATFF000XXX	1SDA102689R1 + 1SDA102737R1 + 1SDA112973R1		XT5XQ440ATFF000XXX	1SDA102701R1 + 1SDA102814R1 + 1SDA112974R1

Ordering codes for XT5

Circuit breakers



XT5 – circuit breaker

SACE XT5X (200 kA) Ekip Hi-Touch LSIG – front terminals (F)

Size	lu	Trip unit	In	Type	3 poles		4 poles		
					U.S. ordering code	Global reference number	U.S. ordering code	Global reference number	
XT5	400	Ekip Hi-Touch LSIG	25A	XT5X 400	XT5XU325AUFF000XXX	1SDA102689R1 + 1SDA102739R1	XT5XU425AUFF000XXX	1SDA102701R1 + 1SDA102816R1	
				Ekip Hi-Touch LSIG	30A XT5X 400	XT5XU330AUFF000XXX	1SDA102689R1 + 1SDA102740R1	XT5XU430AUFF000XXX	1SDA102701R1 + 1SDA102817R1
				Ekip Hi-Touch LSIG	40A XT5X 400	XT5XU340AUFF000XXX	1SDA102689R1 + 1SDA102741R1	XT5XU440AUFF000XXX	1SDA102701R1 + 1SDA102818R1
XT5	600	Ekip Hi-Touch LSIG	60B	XT5X 600	XT5XU360BUFF000XXX	1SDA102690R1 + 1SDA102742R1	XT5XU460BUFF000XXX	1SDA102702R1 + 1SDA102819R1	

SACE XT5X (200 kA) Ekip Hi-Touch LSIG – front terminals (F) – UL 100% rated

Size	lu	Trip unit	In	Type	3 poles		4 poles		
					U.S. ordering code	Global reference number	U.S. ordering code	Global reference number	
XT5	400	Ekip Hi-Touch LSIG	25A	XT5X 400	XT5XQ325AUFF000XXX	1SDA102689R1 + 1SDA102739R1 + 1SDA112973R1	XT5XQ425AUFF000XXX	1SDA102701R1 + 1SDA102816R1 + 1SDA112974R1	
				Ekip Hi-Touch LSIG	30A XT5X 400	XT5XQ330AUFF000XXX	1SDA102689R1 + 1SDA102740R1 + 1SDA112973R1	XT5XQ430AUFF000XXX	1SDA102701R1 + 1SDA102817R1 + 1SDA112974R1
				Ekip Hi-Touch LSIG	40A XT5X 400	XT5XQ340AUFF000XXX	1SDA102689R1 + 1SDA102741R1 + 1SDA112973R1	XT5XQ440AUFF000XXX	1SDA102701R1 + 1SDA102818R1 + 1SDA112974R1

Ordering codes for XT5

Circuit breakers



XT5 – circuit breaker

Motor circuit protector (MCP)

SACE XT5X (200 kA) MA – front terminals (F)

Size	Iu	Trip unit	In	Type	3 poles	
					U.S. ordering code	Global reference number
XT5	400	MA	300	XT5X 400	XT5XU330AMFF000XXX	1SDA102577R1
				MA 300-3000		
			400	XT5X 400	XT5XU340AMFF000XXX	1SDA102578R1
				MA 400-4000		
XT5	600	MA	500	XT5X 600	XT5XU350BMFF000XXX	1SDA102579R1
				MA 500-5000		

SACE XT5X (200 kA) Ekip M I – front terminals (F)

Size	Iu	Trip unit	In	Type	3 poles	
					U.S. ordering code	Global reference number
XT5	400	Ekip M I	250	XT5X 400	XT5XU325AKFF000XXX	1SDA107491R1
				Ekip M I In = 250A		
				300	XT5X 400	XT5XU330AKFF000XXX
				Ekip M I In = 300A		
			400	XT5X 400	XT5XU340AKFF000XXX	1SDA102581R1
				Ekip M I In = 400A		
XT5	600	Ekip M I	500	XT5X 600	XT5XU350BKFF000XXX	1SDA102582R1
				Ekip M I In = 500A		

Ordering codes for XT5

Circuit breakers



XT5 – circuit breaker

Motor protection circuit breaker (MPCB)

SACE XT5X (200 kA) Ekip M LIU – front terminals (F)

Size	Iu	Trip unit	In	Type	3 poles	
					U.S. ordering code	Global reference number
XT5	400	Ekip M LIU	250	XT5X 400 Ekip M LIU In = 250 A	XT5XU325ALFF000XXX	1SDA107377R1
			300	XT5X 400 Ekip M LIU In = 300 A	XT5XU330ALFF000XXX	1SDA107378R1
			400	XT5X 400 Ekip M LIU In = 400 A	XT5XU340ALFF000XXX	1SDA107379R1
XT5	600	Ekip M LIU	500	XT5X 600 Ekip M LIU In = 500 A	XT5XU350BLFF000XXX	1SDA107380R1

SACE XT5X (200 kA) Ekip M-LIU – front terminals (F) – UL 100% rated

Size	Iu	Trip unit	In	Type	3 poles	
					U.S. ordering code	Global reference number
XT5	400	Ekip M-LIU	25A	XT5X 400 Ekip M-LIU	XT5XQ325ALFF000XXX	1SDA107377R1 + 1SDA112973R1
			30A	XT5X 400 Ekip M-LIU	XT5XQ330ALFF000XXX	1SDA107378R1 + 1SDA112973R1
			40A	XT5X 400 Ekip M-LIU	XT5XQ340ALFF000XXX	1SDA107379R1 + 1SDA112973R1

Ordering codes for XT5

Circuit breakers



XT5 – circuit breaker

SACE XT5X (200 kA) Ekip M Touch LRIU – front terminals (F)

Size	Iu	Trip unit	In	Type	3 poles	
					U.S. ordering code	Global reference number
XT5	400	Ekip M Touch LRIU	250	XT5X 400 Ekip M Touch LRIU In = 250A	XT5XU325AWFF000XXX	1SDA102583R1
			300	XT5X 400 Ekip M Touch LRIU In = 300A	XT5XU330AWFF000XXX	1SDA102584R1
			400	XT5X 400 Ekip M Touch LRIU In = 400A	XT5XU340AWFF000XXX	1SDA102585R1
XT5	600	Ekip M Touch LRIU	500	XT5X 600 Ekip M Touch LRIU In = 500A	XT5XU350BWWF000XXX	1SDA102586R1

SACE XT5X (200 kA) Ekip M Touch LRIU – front terminals (F) – UL 100% rated

Size	Iu	Trip unit	In	Type	3 poles	
					U.S. ordering code	Global reference number
XT5	400	Ekip M Touch LRIU	25A	XT5X 400 EkipM Touch LRIU	XT5XQ325AWFF000XXX	1SDA102583R1 + 1SDA112973R1
			30A	XT5X 400 EkipM Touch LRIU	XT5XQ330AWFF000XXX	1SDA102584R1 + 1SDA112973R1
			40A	XT5X 400 EkipM Touch LRIU	XT5XQ340AWFF000XXX	1SDA102585R1 + 1SDA112973R1

Ordering codes for XT5

Circuit breakers



XT5 – circuit breaker

Generator protection circuit breaker

SACE XT5X (200 kA) TMG – front terminals (F)

Size	lu	Trip unit	In	Type	3 poles		4 poles	
					U.S. ordering code	Global reference number	U.S. ordering code	Global reference number
XT5	400	TMG	30A	XT5X 400 TMG	XT5XU330ANFF000XXX	1SDA102689R1 + 1SDA102757R1	XT5XU430ANFF000XXX	1SDA102701R1 + 1SDA107795R1
				40A TMG	XT5XU340ANFF000XXX	1SDA102689R1 + 1SDA102758R1	XT5XU440ANFF000XXX	1SDA102701R1 + 1SDA107796R1
XT5	600	TMG	60B	XT5X 600 TMG	XT5XU360BNFF000XXX	1SDA102690R1 + 1SDA102760R1	XT5XU460BNFF000XXX	1SDA102702R1 + 1SDA107797R1

SACE XT5X (200 kA) TMG – front terminals (F) – UL 100% rated

Size	lu	Trip unit	In	Type	3 poles		4 poles	
					U.S. ordering code	Global reference number	U.S. ordering code	Global reference number
XT5	400	TMG	30A	XT5X 400 TMG	XT5XQ330ANFF000XXX	1SDA102689R1 + 1SDA102757R1 + 1SDA112973R1	XT5XQ430ANFF000XXX	1SDA102701R1 + 1SDA107795R1 + 1SDA112974R1
				40A TMG	XT5XQ340ANFF000XXX	1SDA102689R1 + 1SDA102758R1 + 1SDA112973R1	XT5XQ440ANFF000XXX	1SDA102701R1 + 1SDA107796R1 + 1SDA112974R1

SACE XT5X (200 kA) Ekip G LS/I – front terminals (F)

Size	lu	Trip unit	In	Type	3 poles		4 poles	
					U.S. ordering code	Global reference number	U.S. ordering code	Global reference number
XT5	400	Ekip G LS/I	25A	XT5X 400 Ekip G LS/I	XT5XU325AXFF000XXX	1SDA102689R1 + 1SDA102761R1	XT5XU425AXFF000XXX	1SDA102701R1 + 1SDA102820R1
				30A Ekip G LS/I	XT5XU330AXFF000XXX	1SDA102689R1 + 1SDA102762R1	XT5XU430AXFF000XXX	1SDA102701R1 + 1SDA102821R1
				40A Ekip G LS/I	XT5XU340AXFF000XXX	1SDA102689R1 + 1SDA102763R1	XT5XU440AXFF000XXX	1SDA102701R1 + 1SDA102822R1
XT5	600	Ekip G LS/I	60B	XT5X 600 Ekip G LS/I	XT5XU360BXFF000XXX	1SDA102690R1 + 1SDA102764R1	XT5XU460BXFF000XXX	1SDA102702R1 + 1SDA102823R1

Ordering codes for XT5

Circuit breakers



XT5 – circuit breaker

SACE XT5X (200 kA) Ekip G LS/l – front terminals (F) – UL 100% rated

Size	lu	Trip unit	In	Type	3 poles		4 poles	
					U.S. ordering code	Global reference number	U.S. ordering code	Global reference number
XT5	400	Ekip G LS/l	25A	XT5X 400 Ekip G LS/l	XT5XQ325AXFF000XXX	1SDA102689R1 + 1SDA102761R1 + 1SDA112973R1	XT5XQ425AXFF000XXX	1SDA102701R1 + 1SDA102820R1 + 1SDA112974R1
					XT5XQ330AXFF000XXX	1SDA102689R1 + 1SDA102762R1 + 1SDA112973R1	XT5XQ430AXFF000XXX	1SDA102701R1 + 1SDA102821R1 + 1SDA112974R1
					XT5XQ340AXFF000XXX	1SDA102689R1 + 1SDA102763R1 + 1SDA112973R1	XT5XQ440AXFF000XXX	1SDA102701R1 + 1SDA102822R1 + 1SDA112974R1

SACE XT5X (200 kA) Ekip G Hi-Touch LSIG – front terminals (F)

Size	lu	Trip unit	In	Type	3 poles		4 poles	
					U.S. ordering code	Global reference number	U.S. ordering code	Global reference number
XT5	400	Ekip G Hi-Touch LSIG	25A	XT5X 400 Ekip G Hi-Touch LSIG	XT5XU325AZFF000XXX	1SDA102689R1 + 1SDA102769R1	XT5XU425AZFF000XXX	1SDA102701R1 + 1SDA102828R1
					XT5XU330AZFF000XXX	1SDA102689R1 + 1SDA102770R1	XT5XU430AZFF000XXX	1SDA102701R1 + 1SDA102829R1
					XT5XU340AZFF000XXX	1SDA102689R1 + 1SDA102771R1	XT5XU440AZFF000XXX	1SDA102701R1 + 1SDA102830R1
XT5	600	Ekip G Hi-Touch LSIG	60B	XT5X 600 Ekip G Hi-Touch LSIG	XT5XU360BZFF000XXX	1SDA102690R1 + 1SDA102772R1	XT5XU460BZFF000XXX	1SDA102702R1 + 1SDA102831R1

SACE XT5X (200 kA) Ekip G Hi-Touch LSIG – front terminals (F) – UL 100% rated

Size	lu	Trip unit	In	Type	3 poles		4 poles	
					U.S. ordering code	Global reference number	U.S. ordering code	Global reference number
XT5	400	Ekip G Hi-Touch LSIG	25A	XT5X 400 Ekip G Hi-Touch LSIG	XT5XQ325AZFF000XXX	1SDA102689R1 + 1SDA102769R1 + 1SDA112973R1	XT5XQ425AZFF000XXX	1SDA102701R1 + + 1SDA102828R1 + + 1SDA112974R1
					XT5XQ330AZFF000XXX	1SDA102689R1 + 1SDA102770R1 + 1SDA112973R1	XT5XQ430AZFF000XXX	1SDA102701R1 + + 1SDA102829R1 + + 1SDA112974R1
					XT5XQ340AZFF000XXX	1SDA102689R1 + 1SDA102771R1 + 1SDA112973R1	XT5XQ440AZFF000XXX	1SDA102701R1 + + 1SDA102830R1 + + 1SDA112974R1

Ordering codes for XT5

Circuit breakers



XT5 – circuit breaker

SACE XT5X (200 kA) Ekip G Touch LSIG – front terminals (F)

Size	Iu	Trip unit	In	Type	3 poles		4 poles	
					U.S. ordering code	Global reference number	U.S. ordering code	Global reference number
XT5	400	Ekip G Touch LSIG	25A	XT5X 400 Ekip G Touch LSIG	XT5XU325AYFF000XXX	1SDA102689R1 + 1SDA102765R1	XT5XU425AYFF000XXX	1SDA102701R1 + 1SDA102824R1
				XT5X 400 Ekip G Touch LSIG	XT5XU330AYFF000XXX	1SDA102689R1 + 1SDA102766R1	XT5XU430AYFF000XXX	1SDA102701R1 + 1SDA102825R1
				XT5X 400 Ekip G Touch LSIG	XT5XU340AYFF000XXX	1SDA102689R1 + 1SDA102767R1	XT5XU440AYFF000XXX	1SDA102701R1 + 1SDA102826R1
XT5	600	Ekip G Touch LSIG	60B	XT5X 600 Ekip G Touch LSIG	XT5XU360BYFF000XXX	1SDA102690R1 + 1SDA102768R1	XT5XU460BYFF000XXX	1SDA102702R1 + 1SDA102827R1

SACE XT5X (200 kA) Ekip G Touch LSIG – front terminals (F) – UL 100% rated

Size	Iu	Trip unit	In	Type	3 poles		4 poles	
					U.S. ordering code	Global reference number	U.S. ordering code	Global reference number
XT5	400	Ekip G Touch LSIG	25A	XT5X 400 Ekip G Touch LSIG	XT5XQ325AYFF000XXX	1SDA102689R1 + 1SDA102765R1 + 1SDA112973R1	XT5XQ425AYFF000XXX	1SDA102701R1 + 1SDA102824R1 + 1SDA112974R1
				XT5X 400 Ekip G Touch LSIG	XT5XQ330AYFF000XXX	1SDA102689R1 + 1SDA102766R1 + 1SDA112973R1	XT5XQ430AYFF000XXX	1SDA102701R1 + 1SDA102825R1 + 1SDA112974R1
				XT5X 400 Ekip G Touch LSIG	XT5XQ340AYFF000XXX	1SDA102689R1 + 1SDA102767R1 + 1SDA112973R1	XT5XQ440AYFF000XXX	1SDA102701R1 + 1SDA102826R1 + 1SDA112974R1

Ordering codes for XT5

Circuit breakers



XT5 – circuit breaker

Molded case switches

SACE XT5D – MCS

Size	lu	Type	3 poles		4 poles	
			U.S. ordering code	Global reference number	U.S. ordering code	Global reference number
XT5	400	XT5N-D 400	XT5NU340ADFF000XXX	1SDA102659R1	XT5NU440ADFF000XXX	1SDA102669R1
		XT5S-D 400	XT5SU340ADFF000XXX	1SDA102661R1	XT5SU440ADFF000XXX	1SDA102671R1
		XT5H-D 400	XT5HU340ADFF000XXX	1SDA102663R1	XT5HU440ADFF000XXX	1SDA102673R1
		XT5L-D 400	XT5LU340ADFF000XXX	1SDA102665R1	XT5LU440ADFF000XXX	1SDA102675R1
		XT5V-D 400	XT5VU340ADFF000XXX	1SDA102667R1	XT5VU440ADFF000XXX	1SDA102677R1
XT5	600	XT5N-D 600	XT5NU360BDFF000XXX	1SDA102660R1	XT5NU460BDFF000XXX	1SDA102670R1
		XT5S-D 600	XT5SU360BDFF000XXX	1SDA102662R1	XT5SU460BDFF000XXX	1SDA102672R1
		XT5H-D 600	XT5HU360BDFF000XXX	1SDA102664R1	XT5HU460BDFF000XXX	1SDA102674R1
		XT5L-D 600	XT5LU360BDFF000XXX	1SDA102666R1	XT5LU460BDFF000XXX	1SDA102676R1
		XT5V-D 600	XT5VU360BDFF000XXX	1SDA102668R1	XT5VU460BDFF000XXX	1SDA102678R1

Ordering codes for XT6

Circuit breakers



XT6 – circuit breaker

Distribution circuit breakers

SACE XT6N (35 kA) TMA – front terminals (F)

Size	Iu	Trip unit	In	Type	3 poles		4 poles	
					U.S. ordering code	Global reference number	U.S. ordering code	Global reference number
XT6	800	TMA	600	XT6N 800 TMA 600-6000	XT6NU3600BFF000XXX	1SDA107625R1	XT6NU4600BFF000XXX	1SDA107646R1
			800		XT6NU3800BFF000XXX		1SDA102839R1	

SACE XT6N (35 kA) TMA – front terminals (F) – UL 100% rated

Size	Iu	Trip unit	In	Type	3 poles		4 poles	
					U.S. ordering code	Global reference number	U.S. ordering code	Global reference number
XT6	800	TMA	600	XT6N 800 TMA In = 600	XT6NQ3600BFF000XXX	1SDA107625R1 + 1SDA112975R1	XT6NQ4600BFF000XXX	1SDA107646R1 + 1SDA112976R1
			800		XT6NQ3800BFF000XXX		1SDA102839R1 + 1SDA112975R1	

SACE XT6N (35 kA) Ekip LS/I – front terminals (F)

Size	Iu	Trip unit	In	Type	3 poles		4 poles	
					U.S. ordering code	Global reference number	U.S. ordering code	Global reference number
XT6	800	Ekip LS/I	600	XT6N 800 Ekip LS/I In = 600 A	XT6NU3600EFF000XXX	1SDA107626R1	XT6NU4600EFF000XXX	1SDA107647R1
			800		XT6NU3800EFF000XXX		1SDA102840R1	

SACE XT6N (35 kA) Ekip LS/I – front terminals (F) – UL 100% rated

Size	Iu	Trip unit	In	Type	3 poles		4 poles	
					U.S. ordering code	Global reference number	U.S. ordering code	Global reference number
XT6	800	Ekip LS/I	600	XT6N 800 Ekip LS/I	XT6NQ3600EFF000XXX	1SDA107626R1 + 1SDA112975R1	XT6NQ4600EFF000XXX	1SDA107647R1 + 1SDA112976R1
			800		XT6NQ3800EFF000XXX		1SDA102840R1 + 1SDA112975R1	

Ordering codes for XT6

Circuit breakers



XT6 – circuit breaker

SACE XT6N (35 kA) Ekip LSI – front terminals (F)

Size	lu	Trip unit	In	Type	3 poles		4 poles	
					U.S. ordering code	Global reference number	U.S. ordering code	Global reference number
XT6	800	Ekip LSI	600	XT6N 800 Ekip LSI In = 600 A	XT6NU3600FFF000XXX	1SDA107627R1	XT6NU4600FFF000XXX	1SDA107648R1
			800	XT6N 800 Ekip LSI In = 800 A	XT6NU3800FFF000XXX	1SDA102841R1	XT6NU4800FFF000XXX	1SDA102862R1

SACE XT6N (35 kA) Ekip LSI – front terminals (F) – UL 100% rated

Size	lu	Trip unit	In	Type	3 poles		4 poles	
					U.S. ordering code	Global reference number	U.S. ordering code	Global reference number
XT6	800	Ekip LSI	600	XT6N 800 Ekip LSI	XT6NQ3600FFF000XXX	1SDA107627R1 + 1SDA112975R1	XT6NQ4600FFF000XXX	1SDA107648R1 + 1SDA112976R1
			800	XT6N 800 Ekip LSI	XT6NQ3800FFF000XXX	1SDA102841R1 + 1SDA112975R1	XT6NQ4800FFF000XXX	1SDA102862R1 + 1SDA112976R1

SACE XT6N (35 kA) Ekip LSIg – front terminals (F)

Size	lu	Trip unit	In	Type	3 poles		4 poles	
					U.S. ordering code	Global reference number	U.S. ordering code	Global reference number
XT6	800	Ekip LSIg	600	XT6N 800 Ekip LSIg In = 600 A	XT6NU3600GFF000XXX	1SDA107628R1	XT6NU4600GFF000XXX	1SDA107649R1
			800	XT6N 800 Ekip LSIg In = 800 A	XT6NU3800GFF000XXX	1SDA102842R1	XT6NU4800GFF000XXX	1SDA102863R1

SACE XT6N (35 kA) Ekip LSIg – front terminals (F) – UL 100% rated

Size	lu	Trip unit	In	Type	3 poles		4 poles	
					U.S. ordering code	Global reference number	U.S. ordering code	Global reference number
XT6	800	Ekip LSIg	600	XT6N 800 Ekip LSIg	XT6NQ3600GFF000XXX	1SDA107628R1 + 1SDA112975R1	XT6NQ4600GFF000XXX	1SDA107649R1 + 1SDA112976R1
			800	XT6N 800 Ekip LSIg	XT6NQ3800GFF000XXX	1SDA102842R1 + 1SDA112975R1	XT6NQ4800GFF000XXX	1SDA102863R1 + 1SDA112976R1

Ordering codes for XT6

Circuit breakers



XT6 – circuit breaker

SACE XT6N (35 kA) Ekip LIG – front terminals (F)

Size	Iu	Trip unit	In	Type	3 poles		4 poles	
					U.S. ordering code	Global reference number	U.S. ordering code	Global reference number
XT6	800	Ekip LIG	600	XT6N 800 Ekip LIG In = 600 A	XT6NU3600CFF000XXX	1SDA107631R1	XT6NU4600CFF000XXX	1SDA107650R1
			800		XT6NU3800CFF000XXX	1SDA102845R1	XT6NU4800CFF000XXX	1SDA102864R1

SACE XT6N (35 kA) Ekip LIG – front terminals (F) – UL 100% rated

Size	Iu	Trip unit	In	Type	3 poles		4 poles	
					U.S. ordering code	Global reference number	U.S. ordering code	Global reference number
XT6	800	Ekip LIG	600	XT6N 800 Ekip LIG	XT6NQ3600CFF000XXX	1SDA107631R1 + 1SDA112975R1	XT6NQ4600CFF000XXX	1SDA107650R1 + 1SDA112976R1
			800		XT6NQ3800CFF000XXX	1SDA102845R1 + 1SDA112975R1	XT6NQ4800CFF000XXX	1SDA102864R1 + 1SDA112976R1



XT6 – circuit breaker

Motor circuit protector (MCP)

SACE XT6N (35 kA) Ekip M I – front terminals (F)

Size	Iu	Trip unit	In	Type	3 poles	
					U.S. ordering code	Global reference number
XT6	800	Ekip M I	600	XT6N 800 Ekip M I In = 600 A	XT6NU3600KFF000XXX	1SDA107629R1

Ordering codes for XT6

Circuit breakers



XT6 – circuit breaker

Motor protection circuit breaker (MPCB)

SACE XT6N (35 kA) Ekip M LIU – front terminals (F)

Size	Iu	Trip unit	In	Type	3 poles	
					U.S. ordering code	Global reference number
XT6	800	Ekip M LIU	600	XT6N 800 Ekip M LIU In = 600 A	XT6NU3600LFF000XXX	1SDA107630R1

SACE XT6N (35 kA) Ekip M-LIU – front terminals (F) – UL 100% rated

Size	Iu	Trip unit	In	Type	3 poles	
					U.S. ordering code	Global reference number
XT6	800	Ekip M-LIU	600	XT6N 800 Ekip M-LIU	XT6NQ3600LFF000XXX	1SDA107630R1 + 1SDA112975R1
			800	XT6N 800 Ekip M-LIU	XT6NQ3800LFF000XXX	1SDA102844R1 + 1SDA112975R1



XT6 – circuit breaker

Generator protection circuit breaker

SACE XT6N (35 kA) Ekip G LS/I – front terminals (F)

Size	Iu	Trip unit	In	Type	3 poles		4 poles	
					U.S. ordering code	Global reference number	U.S. ordering code	Global reference number
XT6	800	Ekip G LS/I	600	XT6N 800 Ekip G LS/I	XT6NU3600XFF000XXX	1SDA102881R1 + 1SDA107673R1	XT6NU4600XFF000XXX	1SDA102884R1 + 1SDA107674R1
			800	XT6N 800 Ekip G LS/I	XT6NU3800XFF000XXX	1SDA102881R1 + 1SDA107484R1	XT6NU4800XFF000XXX	1SDA102884R1 + 1SDA107485R1

SACE XT6N (35 kA) Ekip G LS/I – front terminals (F) – UL 100% rated

Size	Iu	Trip unit	In	Type	3 poles		4 poles	
					U.S. ordering code	Global reference number	U.S. ordering code	Global reference number
XT6	800	Ekip G LS/I	600	XT6N 800 Ekip G LS/I	XT6NQ3600XFF000XXX	1SDA102881R1 + 1SDA107673R1 + 1SDA112975R1	XT6NQ4600XFF000XXX	1SDA102884R1 + 1SDA107674R1 + 1SDA112976R1
			800	XT6N 800 Ekip G LS/I	XT6NQ3800XFF000XXX	1SDA102881R1 + 1SDA107484R1 + 1SDA112975R1	XT6NQ4800XFF000XXX	1SDA102884R1 + 1SDA107485R1 + 1SDA112976R1

Ordering codes for XT6

Circuit breakers



XT6 – circuit breaker

Distribution circuit breakers

SACE XT6S (50 kA) TMA – front terminals (F)

Size	Iu	Trip unit	In	Type	3 poles		4 poles	
					U.S. ordering code	Global reference number	U.S. ordering code	Global reference number
XT6	800	TMA	600	XT6S 800 TMA 600-6000	XT6SU3600BFF000XXX	1SDA107632R1	XT6SU4600BFF000XXX	1SDA107651R1
			800					

SACE XT6S (50 kA) TMA – front terminals (F) – UL 100% rated

Size	Iu	Trip unit	In	Type	3 poles		4 poles	
					U.S. ordering code	Global reference number	U.S. ordering code	Global reference number
XT6	800	TMA	600	XT6S 800 TMA In = 600	XT6SQ3600BFF000XXX	1SDA107632R1 + 1SDA112975R1	XT6SQ4600BFF000XXX	1SDA107651R1 + 1SDA112976R1
			800					

SACE XT6S (50 kA) Ekip Dip LS/I – front terminals (F)

Size	Iu	Trip unit	In	Type	3 poles		4 poles	
					U.S. ordering code	Global reference number	U.S. ordering code	Global reference number
XT6	800	Ekip Dip LS/I	600	XT6S 800 Ekip LS/I In = 600 A	XT6SU3600EFF000XXX	1SDA107633R1	XT6SU4600EFF000XXX	1SDA107652R1
			800					

SACE XT6S (50 kA) Ekip Dip LS/I – front terminals (F) – UL 100% rated

Size	Iu	Trip unit	In	Type	3 poles		4 poles	
					U.S. ordering code	Global reference number	U.S. ordering code	Global reference number
XT6	800	Ekip Dip LS/I	600	XT6S 800 Ekip LS/I	XT6SQ3600EFF000XXX	1SDA107633R1 + 1SDA112975R1	XT6SQ4600EFF000XXX	1SDA107652R1 + 1SDA112976R1
			800					

Ordering codes for XT6

Circuit breakers



XT6 – circuit breaker

SACE XT6S (50 kA) Ekip Dip LSI – front terminals (F)

Size	lu	Trip unit	In	Type	3 poles		4 poles	
					U.S. ordering code	Global reference number	U.S. ordering code	Global reference number
XT6	800	Ekip Dip LSI	600	XT6S 800 Ekip LSI In = 600 A	XT6SU3600FFF000XXX	1SDA107634R1	XT6SU4600FFF000XXX	1SDA107653R1
			800	XT6S 800 Ekip LSI In = 800 A	XT6SU3800FFF000XXX	1SDA102848R1	XT6SU4800FFF000XXX	1SDA102867R1

SACE XT6S (50 kA) Ekip Dip LSI – front terminals (F) – UL 100% rated

Size	lu	Trip unit	In	Type	3 poles		4 poles	
					U.S. ordering code	Global reference number	U.S. ordering code	Global reference number
XT6	800	Ekip Dip LSI	600	XT6S 800 Ekip LSI	XT6SQ3600FFF000XXX	1SDA107634R1 + 1SDA112975R1	XT6SQ4600FFF000XXX	1SDA107653R1 + 1SDA112976R1
			800	XT6S 800 Ekip LSI	XT6SQ3800FFF000XXX	1SDA102848R1 + 1SDA112975R1	XT6SQ4800FFF000XXX	1SDA102867R1 + 1SDA112976R1

SACE XT6S (50 kA) Ekip Dip LSIG – front terminals (F)

Size	lu	Trip unit	In	Type	3 poles		4 poles	
					U.S. ordering code	Global reference number	U.S. ordering code	Global reference number
XT6	800	Ekip Dip LSIG	600	XT6S 800 Ekip LSIG In = 600A	XT6SU3600GFF000XXX	1SDA107635R1	XT6SU4600GFF000XXX	1SDA107654R1
			800	XT6S 800 Ekip LSIG In = 800A	XT6SU3800GFF000XXX	1SDA102849R1	XT6SU4800GFF000XXX	1SDA102868R1

SACE XT6S (50 kA) Ekip Dip LSIG – front terminals (F) – UL 100% rated

Size	lu	Trip unit	In	Type	3 poles		4 poles	
					U.S. ordering code	Global reference number	U.S. ordering code	Global reference number
XT6	800	Ekip Dip LSIG	600	XT6S 800 Ekip LSIG	XT6SQ3600GFF000XXX	1SDA107635R1 + 1SDA112975R1	XT6SQ4600GFF000XXX	1SDA107654R1 + 1SDA112976R1
			800	XT6S 800 Ekip LSIG	XT6SQ3800GFF000XXX	1SDA102849R1 + 1SDA112975R1	XT6SQ4800GFF000XXX	1SDA102868R1 + 1SDA112976R1

Ordering codes for XT6

Circuit breakers



XT6 – circuit breaker

SACE XT6S (50 kA) Ekip Dip LIG – front terminals (F)

Size	Iu	Trip unit	In	Type	3 poles		4 poles	
					U.S. ordering code	Global reference number	U.S. ordering code	Global reference number
XT6	800	Ekip Dip LIG	600	XT6S 800 Ekip LIG In = 600 A	XT6SU3600CFF000XXX	1SDA107638R1	XT6SU4600CFF000XXX	1SDA107655R1
			800	XT6S 800 Ekip LIG In = 800 A	XT6SU3800CFF000XXX	1SDA102852R1	XT6SU4800CFF000XXX	1SDA102869R1

SACE XT6S (50 kA) Ekip Dip LIG – front terminals (F) – UL 100% rated

Size	Iu	Trip unit	In	Type	3 poles		4 poles	
					U.S. ordering code	Global reference number	U.S. ordering code	Global reference number
XT6	800	Ekip Dip LIG	600	XT6S 800 Ekip LIG	XT6SQ3600CFF000XXX	1SDA107638R1 + 1SDA112975R1	XT6SQ4600CFF000XXX	1SDA107655R1 + 1SDA112976R1
			800	XT6S 800 Ekip LIG	XT6SQ3800CFF000XXX	1SDA102852R1 + 1SDA112975R1	XT6SQ4800CFF000XXX	1SDA102869R1 + 1SDA112976R1

Motor circuit protector (MCP)

SACE XT6S (50 kA) Ekip M I – front terminals (F)

Size	Iu	Trip unit	In	Type	3 poles	
					U.S. ordering code	Global reference number
XT6	800	Ekip M I	600	XT6S 800 Ekip M I In = 600 A	XT6SU3600KFF000XXX	1SDA107636R1



XT6 – circuit breaker

Ordering codes for XT6

Circuit breakers



XT6 – circuit breaker

Motor protection circuit breaker (MPCB)

SACE XT6S (50 kA) Ekip M LIU – front terminals (F)

Size	Iu	Trip unit	In	Type	3 poles	
					U.S. ordering code	Global reference number
XT6	800	Ekip M LIU	600	XT6S 800 Ekip M LIU In = 600A	XT6SU3600LFF000XXX	1SDA107637R1

SACE XT6S (50 kA) Ekip M LIU – front terminals (F) – UL 100% rated

Size	Iu	Trip unit	In	Type	3 poles	
					U.S. ordering code	Global reference number
XT6	800	Ekip M-LIU	600	XT6S 800 Ekip M-LIU	XT6SQ3600LFF000XXX	1SDA107637R1 + 1SDA112975R1
				800 XT6S 800 Ekip M-LIU	XT6SQ3800LFF000XXX	1SDA102851R1 + 1SDA112975R1



XT6 – circuit breaker

Generator protection circuit breaker

SACE XT6S (50 kA) Ekip G LS/I – front terminals (F)

Size	Iu	Trip unit	In	Type	3 poles		4 poles	
					U.S. ordering code	Global reference number	U.S. ordering code	Global reference number
XT6	800	Ekip G LS/I	600	XT6S 800 Ekip G LS/I	XT6SU3600XFF000XXX	1SDA102882R1 + 1SDA107673R1	XT6SU4600XFF000XXX	1SDA102885R1 + 1SDA107674R1
				800 XT6S 800 Ekip G LS/I	XT6SU3800XFF000XXX	1SDA102882R1 + 1SDA107484R1	XT6SU4800XFF000XXX	1SDA102885R1 + 1SDA107485R1

SACE XT6S (50 kA) Ekip G LS/I – front terminals (F) – UL 100% rated

Size	Iu	Trip unit	In	Type	3 poles		4 poles	
					U.S. ordering code	Global reference number	U.S. ordering code	Global reference number
XT6	800	Ekip G LS/I	600	XT6S 800 Ekip G LS/I	XT6SQ3600XFF000XXX	1SDA102882R1 + 1SDA107673R1 + 1SDA112975R1	XT6SQ4600XFF000XXX	1SDA102885R1 + 1SDA107674R1 + 1SDA112976R1
				800 XT6S 800 Ekip G LS/I	XT6SQ3800XFF000XXX	1SDA102882R1 + 1SDA107484R1 + 1SDA112975R1	XT6SQ4800XFF000XXX	1SDA102885R1 + 1SDA107485R1 + 1SDA112976R1

Ordering codes for XT6

Circuit breakers



XT6 – circuit breaker

Distribution circuit breakers

SACE XT6H (65 kA) TMA – front terminals (F)

Size	Iu	Trip unit	In	Type	3 poles		4 poles	
					U.S. ordering code	Global reference number	U.S. ordering code	Global reference number
XT6 800		TMA	600	XT6H 800 TMA 600- 6000	XT6HU3600BFF000XXX	1SDA107639R1	XT6HU4600BFF000XXX	1SDA107656R1
			800					

SACE XT6H (65 kA) TMA – front terminals (F) – UL 100% rated

Size	Iu	Trip unit	In	Type	3 poles		4 poles	
					U.S. ordering code	Global reference number	U.S. ordering code	Global reference number
XT6 800		TMA	600	XT6H 800 TMA In = 600	XT6HQ3600BFF000XXX	1SDA107639R1 + 1SDA112975R1	XT6HQ4600BFF000XXX	1SDA107656R1 + 1SDA112976R1
			800					

SACE XT6H (65 kA) Ekip Dip LS/I – front terminals (F)

Size	Iu	Trip unit	In	Type	3 poles		4 poles	
					U.S. ordering code	Global reference number	U.S. ordering code	Global reference number
XT6 800		Ekip Dip LS/I	600	XT6H 800 Ekip LS/I In = 600 A	XT6HU3600EFF000XXX	1SDA107640R1	XT6HU4600EFF000XXX	1SDA107657R1
			800					

SACE XT6H (65 kA) Ekip Dip LS/I – front terminals (F) – UL 100% rated

Size	Iu	Trip unit	In	Type	3 poles		4 poles	
					U.S. ordering code	Global reference number	U.S. ordering code	Global reference number
XT6 800		Ekip Dip LS/I	600	XT6H 800 Ekip LS/I	XT6HQ3600EFF000XXX	1SDA107640R1 + 1SDA112975R1	XT6HQ4600EFF000XXX	1SDA107657R1 + 1SDA112976R1
			800					

Ordering codes for XT6

Circuit breakers



XT6 – circuit breaker

SACE XT6H (65 kA) Ekip Dip LSI – front terminals (F)

Size	Iu	Trip unit	In	Type	3 poles		4 poles	
					U.S. ordering code	Global reference number	U.S. ordering code	Global reference number
XT6	800	Ekip Dip LSI	600	XT6H 800 Ekip LSI In = 600A	XT6HU3600FFF000XXX	1SDA107641R1	XT6HU4600FFF000XXX	1SDA107658R1
			800	XT6H 800 Ekip LSI In = 800A	XT6HU3800FFF000XXX	1SDA102855R1	XT6HU4800FFF000XXX	1SDA102872R1

SACE XT6H (65 kA) Ekip Dip LSI – front terminals (F) – UL 100% rated

Size	Iu	Trip unit	In	Type	3 poles		4 poles	
					U.S. ordering code	Global reference number	U.S. ordering code	Global reference number
XT6	800	Ekip Dip LSI	600	XT6H 800 Ekip LSI	XT6HQ3600FFF000XXX	1SDA107641R1 + 1SDA112975R1	XT6HQ4600FFF000XXX	1SDA107658R1 + 1SDA112976R1
			800	XT6H 800 Ekip LSI	XT6HQ3800FFF000XXX	1SDA102855R1 + 1SDA112975R1	XT6HQ4800FFF000XXX	1SDA102872R1 + 1SDA112976R1

SACE XT6H (65 kA) Ekip Dip LSI – front terminals (F)

Size	Iu	Trip unit	In	Type	3 poles		4 poles	
					U.S. ordering code	Global reference number	U.S. ordering code	Global reference number
XT6	800	Ekip Dip LSI	600	XT6H 800 Ekip LSI In = 600A	XT6HU3600GFF000XXX	1SDA107642R1	XT6HU4600GFF000XXX	1SDA107659R1
			800	XT6H 800 Ekip LSI In = 800A	XT6HU3800GFF000XXX	1SDA102856R1	XT6HU4800GFF000XXX	1SDA102873R1

SACE XT6H (65 kA) Ekip Dip LSI – front terminals (F) – UL 100% rated

Size	Iu	Trip unit	In	Type	3 poles		4 poles	
					U.S. ordering code	Global reference number	U.S. ordering code	Global reference number
XT6	800	Ekip Dip LSI	600	XT6H 800 Ekip LSI	XT6HQ3600GFF000XXX	1SDA107642R1 + 1SDA112975R1	XT6HQ4600GFF000XXX	1SDA107659R1 + 1SDA112976R1
			800	XT6H 800 Ekip LSI	XT6HQ3800GFF000XXX	1SDA102856R1 + 1SDA112975R1	XT6HQ4800GFF000XXX	1SDA102873R1 + 1SDA112976R1

Ordering codes for XT6 Circuit breakers



XT6 – circuit breaker

SACE XT6H (65 kA) Ekip Dip LIG – front terminals (F)

Size	Iu	Trip unit	In	Type	3 poles		4 poles	
					U.S. ordering code	Global reference number	U.S. ordering code	Global reference number
XT6	800	Ekip Dip LIG	600	XT6H 800 Ekip LIG In = 600 A	XT6HU3600CFF000XXX	1SDA107645R1	XT6HU4600CFF000XXX	1SDA107660R1
			800	XT6H 800 Ekip LIG In = 800 A	XT6HU3800CFF000XXX	1SDA102859R1	XT6HU4800CFF000XXX	1SDA102874R1

SACE XT6H (65 kA) Ekip Dip LIG – front terminals (F) – UL 100% rated

Size	Iu	Trip unit	In	Type	3 poles		4 poles	
					U.S. ordering code	Global reference number	U.S. ordering code	Global reference number
XT6	800	Ekip Dip LIG	600	XT6H 800 Ekip LIG	XT6HQ3600CFF000XXX	1SDA107645R1 + 1SDA112975R1	XT6HQ4600CFF000XXX	1SDA107660R1 + 1SDA112976R1
			800	XT6H 800 Ekip LIG	XT6HQ3800CFF000XXX	1SDA102859R1 + 1SDA112975R1	XT6HQ4800CFF000XXX	1SDA102874R1 + 1SDA112976R1

Motor circuit protector (MCP)

SACE XT6H (65 kA) Ekip M I – front terminals (F)

Size	Iu	Trip unit	In	Type	3 poles	
					U.S. ordering code	Global reference number
XT6	800	Ekip M I	600	XT6H 800 Ekip M I In = 600 A	XT6HU3600KFF000XXX	1SDA107643R1



XT6 – circuit breaker

Ordering codes for XT6

Circuit breakers



XT6 – circuit breaker

Motor protection circuit breaker (MPCB)

SACE XT6H (65 kA) Ekip M LIU – front terminals (F)

Size	Iu	Trip unit	In	Type	3 poles	
					U.S. ordering code	Global reference number
XT6	800	Ekip M LIU	600	XT6H 800 Ekip M LIU In = 600A	XT6HU3600LFF000XXX	1SDA107644R1

SACE XT6H (65 kA) Ekip M LIU – front terminals (F) – UL 100% rated

Size	Iu	Trip unit	In	Type	3 poles	
					U.S. ordering code	Global reference number
XT6	800	Ekip M-LIU	600	XT6H 800 Ekip M-LIU	XT6HQ3600LFF000XXX	1SDA107644R1 + 1SDA112975R1
				800 XT6H 800 Ekip M-LIU	XT6HQ3800LFF000XXX	1SDA102858R1 + 1SDA112975R1



XT6 – circuit breaker

Generator protection circuit breaker

SACE XT6H (65 kA) Ekip G LS/I – front terminals (F)

Size	Iu	Trip unit	In	Type	3 poles		4 poles	
					U.S. ordering code	Global reference number	U.S. ordering code	Global reference number
XT6	800	Ekip G LS/I	600	XT6H 800 Ekip G LS/I	XT6HU3600XFF000XXX	1SDA102883R1 + 1SDA107673R1	XT6HU4600XFF000XXX	1SDA102886R1 + 1SDA107674R1
				800 XT6H 800 Ekip G LS/I	XT6HU3800XFF000XXX	1SDA102883R1 + 1SDA107484R1	XT6HU4800XFF000XXX	1SDA102886R1 + 1SDA107485R1

SACE XT6H (65 kA) Ekip G LS/I – front terminals (F) – UL 100% rated

Size	Iu	Trip unit	In	Type	3 poles		4 poles	
					U.S. ordering code	Global reference number	U.S. ordering code	Global reference number
XT6	800	Ekip G LS/I	600	XT6H 800 Ekip G LS/I	XT6HQ3600XFF000XXX	1SDA102883R1 + 1SDA107673R1 + 1SDA112975R1	XT6HQ4600XFF000XXX	1SDA102886R1 + 1SDA107674R1 + 1SDA112976R1
				800 XT6H 800 Ekip G LS/I	XT6HQ3800XFF000XXX	1SDA102883R1 + 1SDA107484R1 + 1SDA112975R1	XT6HQ4800XFF000XXX	1SDA102886R1 + 1SDA107485R1 + 1SDA112976R1

Ordering codes for XT6

Circuit breakers



XT6 – circuit breaker

Molded case switches

SACE XT6D – MCS

Size	Iu	Type	3 poles		4 poles	
			U.S. ordering code	Global reference number	U.S. ordering code	Global reference number
XT6	800	XT6N-D 800	XT6NU3800DFF000XXX	1SDA102875R1	XT6NU4800DFF000XXX	1SDA102878R1
		XT6S-D 800	XT6SU3800DFF000XXX	1SDA102876R1	XT6SU4800DFF000XXX	1SDA102879R1
		XT6H-D 800	XT6HU3800DFF000XXX	1SDA102877R1	XT6HU4800DFF000XXX	1SDA102880R1

Ordering codes for XT7

Circuit breakers



XT7 – circuit breaker

Distribution circuit breakers

SACE XT7S (50 kA) Ekip Dip LS/I – Front terminal (F)

Size	Iu	Trip unit	In	Type	3 poles		4 poles	
					U.S. ordering code	Global reference number	U.S. ordering code	Global reference number
XT7	800	Ekip Dip LS/I	800	XT7S 800 Ekip LS/I In = 800A	XT7SU380CEFF000XXX	1SDA102899R1	XT7SU480CEFF000XXX	1SDA103139R1
					XT7SU310DEFF000XXX	1SDA102900R1	XT7SU410DEFF000XXX	1SDA103140R1
					XT7SU312EEFF000XXX	1SDA102901R1	XT7SU412EEFF000XXX	1SDA103141R1

SACE XT7S (50 kA) Ekip LS/I – Front terminal (F) – UL 100% rated

Size	Iu	Trip unit	In	Type	3 poles		4 poles	
					U.S. ordering code	Global reference number	U.S. ordering code	Global reference number
XT7	800	Ekip LS/I	800	XT7S 800 Ekip LS/I In = 800A	XT7SQ380CEFF000XXX	1SDA102899R1 + 1SDA107723R1	XT7SQ480CEFF000XXX	1SDA103139R1 + 1SDA107724R1
					XT7SQ310DEFF000XXX	1SDA102900R1 + 1SDA107723R1	XT7SQ410DEFF000XXX	1SDA103140R1 + 1SDA107724R1
					XT7SQ312EEFF000XXX	1SDA102901R1 + 1SDA107723R1	XT7SQ412EEFF000XXX	1SDA103141R1 + 1SDA107724R1

SACE XT7S (50 kA) Ekip LSI – Front terminal (F)

Size	Iu	Trip unit	In	Type	3 poles		4 poles	
					U.S. ordering code	Global reference number	U.S. ordering code	Global reference number
XT7	800	Ekip LSI	800	XT7S 800 Ekip LSI In = 800A	XT7SU380CFFF000XXX	1SDA102902R1	XT7SU480CFFF000XXX	1SDA103142R1
					XT7SU310DFFF000XXX	1SDA102903R1	XT7SU410DFFF000XXX	1SDA103143R1
					XT7SU312EEFF000XXX	1SDA102904R1	XT7SU412EEFF000XXX	1SDA103144R1

Ordering codes for XT7

Circuit breakers



XT7 – circuit breaker

SACE XT7S (50 kA) Ekip LS/I – Front terminal (F) – UL 100% rated

Size	Iu	Trip unit	In	Type	3 poles		4 poles	
					U.S. ordering code	Global reference number	U.S. ordering code	Global reference number
XT7	800	Ekip LSI	800	XT7S 800 Ekip LSI In = 800 A	XT7SQ380CFFF000XXX	1SDA102902R1 + 1SDA107723R1	XT7SQ480CFFF000XXX	1SDA103142R1 + 1SDA107724R1
					XT7SQ310DFFF000XXX	1SDA102903R1 + 1SDA107723R1		1SDA103143R1 + 1SDA107724R1
					XT7SQ312EFFF000XXX	1SDA102904R1 + 1SDA107723R1		1SDA103144R1 + 1SDA107724R1

SACE XT7S (50 kA) Ekip LSIG – Front terminal (F)

Size	Iu	Trip unit	In	Type	3 poles		4 poles	
					U.S. ordering code	Global reference number	U.S. ordering code	Global reference number
XT7	800	Ekip LSIG	800	XT7S 800 Ekip LSIG In = 800 A	XT7SU380CGFF000XXX	1SDA102905R1	XT7SU480CGFF000XXX	1SDA103145R1
					XT7SU310DGFF000XXX	1SDA102906R1		1SDA103146R1
					XT7SU312EGFF000XXX	1SDA102907R1		1SDA103147R1

SACE XT7S (50 kA) Ekip LSIG – Front terminal (F) – UL 100% rated

Size	Iu	Trip unit	In	Type	3 poles		4 poles	
					U.S. ordering code	Global reference number	U.S. ordering code	Global reference number
XT7	800	Ekip LSIG	800	XT7S 800 Ekip LSIG In = 800 A	XT7SQ380CGFF000XXX	1SDA102905R1 + 1SDA107723R1	XT7SQ480CGFF000XXX	1SDA103145R1 + 1SDA107724R1
					XT7SQ310DGFF000XXX	1SDA102906R1 + 1SDA107723R1		1SDA103146R1 + 1SDA107724R1
					XT7SQ312EGFF000XXX	1SDA102907R1 + 1SDA107723R1		1SDA103147R1 + 1SDA107724R1

Ordering codes for XT7

Circuit breakers



XT7 – circuit breaker

SACE XT7S (50 kA) Ekip LIG – Front terminal (F)

Size	Iu	Trip unit	In	Type	3 poles		4 poles	
					U.S. ordering code	Global reference number	U.S. ordering code	Global reference number
XT7	800	Ekip LIG	800	XT7S 800 Ekip LIG In = 800A	XT7SU380CCFF000XXX	1SDA102944R1	XT7SU480CCFF000XXX	1SDA103178R1
	1000	Ekip LIG	1000	XT7S 1000 Ekip LIG In = 1000A	XT7SU310DCFF000XXX	1SDA102945R1	XT7SU410DCFF000XXX	1SDA103179R1
	1200	Ekip LIG	1200	XT7S 1200 Ekip LIG In = 1200A	XT7SU312ECFF000XXX	1SDA102946R1	XT7SU412ECFF000XXX	1SDA103180R1

SACE XT7S (50 kA) Ekip LIG – Front terminal (F) – UL 100% rated

Size	Iu	Trip unit	In	Type	3 poles		4 poles	
					U.S. ordering code	Global reference number	U.S. ordering code	Global reference number
XT7	800	Ekip LIG	800	XT7S 800 Ekip LIG In = 800A	XT7SQ380CCFF000XXX	1SDA102944R1 + 1SDA107723R1	XT7SQ480CCFF000XXX	1SDA103178R1 + 1SDA107724R1
	1000	Ekip LIG	1000	XT7S 1000 Ekip LIG In = 1000A	XT7SQ310DCFF000XXX	1SDA102945R1 + 1SDA107723R1	XT7SQ410DCFF000XXX	1SDA103179R1 + 1SDA107724R1
	1200	Ekip LIG	1200	XT7S 1200 Ekip LIG In = 1200A	XT7SQ312ECFF000XXX	1SDA102946R1 + 1SDA107723R1	XT7SQ412ECFF000XXX	1SDA103180R1 + 1SDA107724R1

SACE XT7S (50 kA) Ekip Touch LSI – Front terminal (F)

Size	Iu	Trip unit	In	Type	3 poles		4 poles	
					U.S. ordering code	Global reference number	U.S. ordering code	Global reference number
XT7	800	Ekip Touch LSI	800	XT7S 800 Ekip Touch LSI In = 800A	XT7SU380CPFF000XXX	1SDA102908R1	XT7SU480CPFF000XXX	1SDA103148R1
	1000	Ekip Touch LSI	1000	XT7S 1000 Ekip Touch LSI In = 1000A	XT7SU310DPFF000XXX	1SDA102909R1	XT7SU410DPFF000XXX	1SDA103149R1
	1200	Ekip Touch LSI	1200	XT7S 1200 Ekip Touch LSI In = 1200A	XT7SU312EPFF000XXX	1SDA102910R1	XT7SU412EPFF000XXX	1SDA103150R1

Ordering codes for XT7

Circuit breakers



XT7 – circuit breaker

SACE XT7S (50 kA) Ekip Touch LSI – Front terminal (F) – UL 100% rated

Size	Iu	Trip unit	In	Type	3 poles		4 poles	
					U.S. ordering code	Global reference number	U.S. ordering code	Global reference number
XT7	800	Ekip Touch LSI	800	XT7S 800 Ekip Touch LSI In = 800 A	XT7SQ380CPFF000XXX	1SDA102908R1 + 1SDA107723R1	XT7SQ480CPFF000XXX	1SDA103148R1 + 1SDA107724R1
					XT7SQ310DPFF000XXX	1SDA102909R1 + 1SDA107723R1	XT7SQ410DPFF000XXX	1SDA103149R1 + 1SDA107724R1
					XT7SQ312EPFF000XXX	1SDA102910R1 + 1SDA107723R1	XT7SQ412EPFF000XXX	1SDA103150R1 + 1SDA107724R1

SACE XT7S (50 kA) Ekip Touch LSIG – Front terminal (F)

Size	Iu	Trip unit	In	Type	3 poles		4 poles	
					U.S. ordering code	Global reference number	U.S. ordering code	Global reference number
XT7	800	Ekip Touch LSIG	800	XT7S 800 Ekip Touch LSIG In = 800 A	XT7SU380CQFF000XXX	1SDA102911R1	XT7SU480CQFF000XXX	1SDA103151R1
					XT7SU310DQFF000XXX	1SDA102912R1	XT7SU410DQFF000XXX	1SDA103152R1
					XT7SU312EQFF000XXX	1SDA102913R1	XT7SU412EQFF000XXX	1SDA103153R1

SACE XT7S (50 kA) Ekip Touch LSIG – Front terminal (F) – UL 100% rated

Size	Iu	Trip unit	In	Type	3 poles		4 poles	
					U.S. ordering code	Global reference number	U.S. ordering code	Global reference number
XT7	800	Ekip Touch LSIG	800	XT7S 800 Ekip Touch LSIG In = 800 A	XT7SQ380CQFF000XXX	1SDA102911R1 + 1SDA107723R1	XT7SQ480CQFF000XXX	1SDA103151R1 + 1SDA107724R1
					XT7SQ310DQFF000XXX	1SDA102912R1 + 1SDA107723R1	XT7SQ410DQFF000XXX	1SDA103152R1 + 1SDA107724R1
					XT7SQ312EQFF000XXX	1SDA102913R1 + 1SDA107723R1	XT7SQ412EQFF000XXX	1SDA103153R1 + 1SDA107724R1

Ordering codes for XT7

Circuit breakers



XT7 – circuit breaker

SACE XT7S (50 kA) Ekip Touch Measuring LSI – Front terminal (F)

Size	Iu	Trip unit	In	Type	3 poles		4 poles	
					U.S. ordering code	Global reference number	U.S. ordering code	Global reference number
XT7	800	Ekip Touch Meas. LSI	800	XT7S 800 Ekip Touch Meas. LSI In = 800A	XT7SU380CRFF000XXX	1SDA102914R1	XT7SU480CRFF000XXX	1SDA103154R1
	1000	Ekip Touch Meas. LSI	1000	XT7S 1000 Ekip Touch Meas. LSI In = 1000A	XT7SU310DRFF000XXX	1SDA102915R1	XT7SU410DRFF000XXX	1SDA103155R1
	1200	Ekip Touch Meas. LSI	1200	XT7S 1200 Ekip Touch Meas. LSI In = 1200A	XT7SU312ERFF000XXX	1SDA102916R1	XT7SU412ERFF000XXX	1SDA103156R1

SACE XT7S (50 kA) Ekip Touch Measuring-LSI – Front terminal (F) – UL 100% rated

Size	Iu	Trip unit	In	Type	3 poles		4 poles	
					U.S. ordering code	Global reference number	U.S. ordering code	Global reference number
XT7	800	Ekip Touch M-LSI	800	XT7S 800 Ekip Touch Meas. LSI In = 800A	XT7SQ380CRFF000XXX	1SDA102914R1 + 1SDA107723R1	XT7SQ480CRFF000XXX	1SDA103154R1 + 1SDA107724R1
	1000	Ekip Touch M-LSI	1000	XT7S 1000 Ekip Touch Meas. LSI In = 1000A	XT7SQ310DRFF000XXX	1SDA102915R1 + 1SDA107723R1	XT7SQ410DRFF000XXX	1SDA103155R1 + 1SDA107724R1
	1200	Ekip Touch M-LSI	1200	XT7S 1200 Ekip Touch Meas. LSI In = 1200A	XT7SQ312ERFF000XXX	1SDA102916R1 + 1SDA107723R1	XT7SQ412ERFF000XXX	1SDA103156R1 + 1SDA107724R1

Ordering codes for XT7

Circuit breakers



XT7 – circuit breaker

SACE XT7S (50 kA) Ekip Touch Measuring LSIG – Front terminal (F)

Size	Iu	Trip unit	In	Type	3 poles		4 poles	
					U.S. ordering code	Global reference number	U.S. ordering code	Global reference number
XT7	800	Ekip Touch Meas. LSIG	800	XT7S 800 Ekip Touch Meas. LSIG In = 800 A	XT7SU380CSFF000XXX	1SDA102917R1	XT7SU480CSFF000XXX	1SDA103157R1
			1000	XT7S 1000 Ekip Touch Meas. LSIG In = 1000 A	XT7SU310DSFF000XXX	1SDA102918R1	XT7SU410DSFF000XXX	1SDA103158R1
			1200	XT7S 1200 Ekip Touch Meas. LSIG In = 1200 A	XT7SU312ESFF000XXX	1SDA102919R1	XT7SU412ESFF000XXX	1SDA103159R1

SACE XT7S (50 kA) Ekip Touch Measuring-LSIG – Front terminal (F) – UL 100% rated

Size	Iu	Trip unit	In	Type	3 poles		4 poles	
					U.S. ordering code	Global reference number	U.S. ordering code	Global reference number
XT7	800	Ekip Touch M-LSIG	800	XT7S 800 Ekip Touch Meas. LSIG In = 800 A	XT7SQ380CSFF000XXX	1SDA102917R1 + 1SDA107723R1	XT7SQ480CSFF000XXX	1SDA103157R1 + 1SDA107724R1
			1000	XT7S 1000 Ekip Touch Meas. LSIG In = 1000 A	XT7SQ310DSFF000XXX	1SDA102918R1 + 1SDA107723R1	XT7SQ410DSFF000XXX	1SDA103158R1 + 1SDA107724R1
			1200	XT7S 1200 Ekip Touch Meas. LSIG In = 1200 A	XT7SQ312ESFF000XXX	1SDA102919R1 + 1SDA107723R1	XT7SQ412ESFF000XXX	1SDA103159R1 + 1SDA107724R1

Ordering codes for XT7

Circuit breakers



XT7 – circuit breaker

SACE XT7S (50 kA) Ekip Hi-Touch LSI – Front terminal (F)

Size	Iu	Trip unit	In	Type	3 poles		4 poles	
					U.S. ordering code	Global reference number	U.S. ordering code	Global reference number
XT7	800	Ekip Hi-Touch LSI	800	XT7S 800 Ekip Hi-Touch LSI In = 800A	XT7SU380CTFF000XXX	1SDA102920R1	XT7SU480CTFF000XXX	1SDA103160R1
	1000	Ekip Hi-Touch LSI	1000	XT7S 1000 Ekip Hi-Touch LSI In = 1000A	XT7SU310DTFF000XXX	1SDA102921R1	XT7SU410DTFF000XXX	1SDA103161R1
	1200	Ekip Hi-Touch LSI	1200	XT7S 1200 Ekip Hi-Touch LSI In = 1200A	XT7SU312ETFF000XXX	1SDA102922R1	XT7SU412ETFF000XXX	1SDA103162R1

SACE XT7S (50 kA) Ekip Hi-Touch LSI – Front terminal (F) – UL 100% rated

Size	Iu	Trip unit	In	Type	3 poles		4 poles	
					U.S. ordering code	Global reference number	U.S. ordering code	Global reference number
XT7	800	Ekip Hi-Touch LSI	800	XT7S 800 Ekip Hi-Touch LSI In = 800A	XT7SQ380CTFF000XXX	1SDA102920R1 + 1SDA107723R1	XT7SQ480CTFF000XXX	1SDA103160R1 + 1SDA107724R1
	1000	Ekip Hi-Touch LSI	1000	XT7S 1000 Ekip Hi-Touch LSI In = 1000A	XT7SQ310DTFF000XXX	1SDA102921R1 + 1SDA107723R1	XT7SQ410DTFF000XXX	1SDA103161R1 + 1SDA107724R1
	1200	Ekip Hi-Touch LSI	1200	XT7S 1200 Ekip Hi-Touch LSI In = 1200A	XT7SQ312ETFF000XXX	1SDA102922R1 + 1SDA107723R1	XT7SQ412ETFF000XXX	1SDA103162R1 + 1SDA107724R1

Ordering codes for XT7

Circuit breakers



XT7 – circuit breaker

SACE XT7S (50 kA) Ekip Hi-Touch LSIG – Front terminal (F)

Size	Iu	Trip unit	In	Type	3 poles		4 poles	
					U.S. ordering code	Global reference number	U.S. ordering code	Global reference number
XT7	800	Ekip Hi-Touch LSIG	800	XT7S 800 Ekip Hi-Touch LSIG In = 800 A	XT7SU380CUFF000XXX	1SDA102923R1	XT7SU480CUFF000XXX	1SDA103163R1
	1000	Ekip Hi-Touch LSIG	1000	XT7S 1000 Ekip Hi-Touch LSIG In = 1000 A	XT7SU310DUFF000XXX	1SDA102924R1	XT7SU410DUFF000XXX	1SDA103164R1
	1200	Ekip Hi-Touch LSIG	1200	XT7S 1200 Ekip Hi-Touch LSIG In = 1200 A	XT7SU312EUFF000XXX	1SDA102925R1	XT7SU412EUFF000XXX	1SDA103165R1

SACE XT7S (50 kA) Ekip Hi-Touch LSIG – Front terminal (F) – UL 100% rated

Size	Iu	Trip unit	In	Type	3 poles		4 poles	
					U.S. ordering code	Global reference number	U.S. ordering code	Global reference number
XT7	800	Ekip Hi-Touch LSIG	800	XT7S 800 Ekip Hi-Touch LSIG In = 800 A	XT7SQ380CUFF000XXX	1SDA102923R1 + 1SDA107723R1	XT7SQ480CUFF000XXX	1SDA103163R1 + 1SDA107724R1
	1000	Ekip Hi-Touch LSIG	1000	XT7S 1000 Ekip Hi-Touch LSIG In = 1000 A	XT7SQ310DUFF000XXX	1SDA102924R1 + 1SDA107723R1	XT7SQ410DUFF000XXX	1SDA103164R1 + 1SDA107724R1
	1200	Ekip Hi-Touch LSIG	1200	XT7S 1200 Ekip Hi-Touch LSIG In = 1200 A	XT7SQ312EUFF000XXX	1SDA102925R1 + 1SDA107723R1	XT7SQ412EUFF000XXX	1SDA103165R1 + 1SDA107724R1

Ordering codes for XT7

Circuit breakers



XT7 – circuit breaker

Motor circuit protector (MCP)

SACE XT7S (50 kA) Ekip M I – Front terminal (F)

Size	Iu	Trip unit	In	Type	3 poles	
					U.S. ordering code	Global reference number
XT7	800	Ekip M I	800	XT7S 800 Ekip M I In = 800A	XT7SU380CKFF000XXX	1SDA102926R1
	1000	Ekip M I	1000	XT7S 1000 Ekip M I In = 1000A	XT7SU310DKFF000XXX	1SDA102927R1
	1200	Ekip M I	1200	XT7S 1200 Ekip M I In = 1200A	XT7SU312EKFF000XXX	1SDA102928R1

Ordering codes for XT7

Circuit breakers



XT7 – circuit breaker

Motor protection circuit breaker (MPCB)

SACE XT7S (50 kA) Ekip M Touch LRIU – Front terminal (F)

Size	Iu	Trip unit	In	Type	3 poles	
					U.S. ordering code	Global reference number
XT7	800	Ekip M Touch LRIU	800	XT7S 800 Ekip M Touch LRIU In = 800 A	XT7SU380CWFF000XXX	1SDA102929R1
			1000	XT7S 1000 Ekip M Touch LRIU In = 1000 A	XT7SU310DWFF000XXX	1SDA102930R1
			1200	XT7S 1200 Ekip M Touch LRIU In = 1200 A	XT7SU312EWWF000XXX	1SDA102931R1

SACE XT7S (50 kA) Ekip M Touch LRIU – Front terminal (F) – UL 100% rated

Size	Iu	Trip unit	In	Type	3 poles	
					U.S. ordering code	Global reference number
XT7	800	Ekip M Touch LRIU	80C	XT7S 800 Ekip M Touch LRIU In = 800 A	XT7SQ380CWFF000XXX	1SDA102929R1 + 1SDA107723R1
			100D	XT7S 1000 Ekip M Touch LRIU In = 1000 A	XT7SQ310DWFF000XXX	1SDA102930R1 + 1SDA107723R1
			12E	XT7S 1200 Ekip M Touch LRIU In = 1200 A	XT7SQ312EWWF000XXX	1SDA102931R1 + 1SDA107723R1

Ordering codes for XT7

Circuit breakers



XT7 – circuit breaker

Generator protection circuit breaker

SACE XT7S (50 kA) Ekip G LS/I – Front terminal (F)

Size	Iu	Trip unit	In	Type	3 poles		4 poles	
					U.S. ordering code	Global reference number	U.S. ordering code	Global reference number
XT7	800	Ekip G LS/I	800	XT7S 800 Ekip G LS/I In = 800A	XT7SU380CFF000XXX	1SDA102932R1	XT7SU480CFF000XXX	1SDA103166R1
	1000	Ekip G LS/I	1000	XT7S 1000 Ekip G LS/I In = 1000A	XT7SU310DXFF000XXX	1SDA102933R1	XT7SU410DXFF000XXX	1SDA103167R1
	1200	Ekip G LS/I	1200	XT7S 1200 Ekip G LS/I In = 1200A	XT7SU312EXFF000XXX	1SDA102934R1	XT7SU412EXFF000XXX	1SDA103168R1

SACE XT7S (50 kA) Ekip G LS/I – Front terminal (F) – UL 100% rated

Size	Iu	Trip unit	In	Type	3 poles		4 poles	
					U.S. ordering code	Global reference number	U.S. ordering code	Global reference number
XT7	800	Ekip G LS/I	800	XT7S 800 Ekip G LS/I In = 800A	XT7SQ380CFF000XXX	1SDA102932R1 + 1SDA107723R1	XT7SQ480CFF000XXX	1SDA103166R1 + 1SDA107724R1
	1000	Ekip G LS/I	1000	XT7S 1000 Ekip G LS/I In = 1000A	XT7SQ310DXFF000XXX	1SDA102933R1 + 1SDA107723R1	XT7SQ410DXFF000XXX	1SDA103167R1 + 1SDA107724R1
	1200	Ekip G LS/I	1200	XT7S 1200 Ekip G LS/I In = 1200A	XT7SQ312EXFF000XXX	1SDA102934R1 + 1SDA107723R1	XT7SQ412EXFF000XXX	1SDA103168R1 + 1SDA107724R1

SACE XT7S (50 kA) Ekip G Touch LSIG – Front terminal (F)

Size	Iu	Trip unit	In	Type	3 poles		4 poles	
					U.S. ordering code	Global reference number	U.S. ordering code	Global reference number
XT7	800	Ekip G Touch LSIG	800	XT7S 800 Ekip G Touch LSIG In = 800A	XT7SU380CYFF000XXX	1SDA102935R1	XT7SU480CYFF000XXX	1SDA103169R1
	1000	Ekip G Touch LSIG	1000	XT7S 1000 Ekip G Touch LSIG In = 1000A	XT7SU310DYFF000XXX	1SDA102936R1	XT7SU410DYFF000XXX	1SDA103170R1
	1200	Ekip G Touch LSIG	1200	XT7S 1200 Ekip G Touch LSIG In = 1200A	XT7SU312EYFF000XXX	1SDA102937R1	XT7SU412EYFF000XXX	1SDA103171R1

Ordering codes for XT7

Circuit breakers



XT7 – circuit breaker

SACE XT7S (50 kA) Ekip G Touch LSIG – Front terminal (F) – UL 100% rated

Size	Iu	Trip unit	In	Type	3 poles		4 poles	
					U.S. ordering code	Global reference number	U.S. ordering code	Global reference number
XT7	800	Ekip G Touch LSIG	800	XT7S 800 Ekip G Touch LSIG In = 800 A	XT7SQ380CYFF000XXX	1SDA102935R1 + 1SDA107723R1	XT7SQ480CYFF000XXX	1SDA103169R1 + 1SDA107724R1
					XT7SQ310DYFF000XXX	1SDA102936R1 + 1SDA107723R1	XT7SQ410DYFF000XXX	1SDA103170R1 + 1SDA107724R1
					XT7SQ312EYFF000XXX	1SDA102937R1 + 1SDA107723R1	XT7SQ412EYFF000XXX	1SDA103171R1 + 1SDA107724R1

SACE XT7S (50 kA) Ekip G Hi-Touch LSIG – Front terminal (F)

Size	Iu	Trip unit	In	Type	3 poles		4 poles	
					U.S. ordering code	Global reference number	U.S. ordering code	Global reference number
XT7	800	Ekip G Hi-Touch LSIG	800	XT7S 800 Ekip G Hi-Touch LSIG In = 800 A	XT7SU380CZFF000XXX	1SDA102938R1	XT7SU480CZFF000XXX	1SDA103172R1
					XT7SU310DZFF000XXX	1SDA102939R1	XT7SU410DZFF000XXX	1SDA103173R1
					XT7SU312EZFF000XXX	1SDA102940R1	XT7SU412EZFF000XXX	1SDA103174R1

Ordering codes for XT7

Circuit breakers



XT7 – circuit breaker

SACE XT7S (50 kA) Ekip G Hi-Touch LSIG – Front terminal (F) – UL 100% rated

Size	Iu	Trip unit	In	Type	3 poles		4 poles	
					U.S. ordering code	Global reference number	U.S. ordering code	Global reference number
XT7	800	Ekip G Hi-Touch LSIG	80C	XT7S 800 Ekip G Hi-Touch LSIG In = 800A	XT7SQ380CZFF000XXX	1SDA102938R1 + 1SDA107723R1	XT7SQ480CZFF000XXX	1SDA103172R1 + 1SDA107724R1
	1000	Ekip G Hi-Touch LSIG	10D	XT7S 1000 Ekip G Hi-Touch LSIG In = 1000A	XT7SQ310DZFF000XXX	1SDA102939R1 + 1SDA107723R1	XT7SQ410DZFF000XXX	1SDA103173R1 + 1SDA107724R1
	1200	Ekip G Hi-Touch LSIG	12E	XT7S 1200 Ekip G Hi-Touch LSIG In = 1200A	XT7SQ312EZFF000XXX	1SDA102940R1 + 1SDA107723R1	XT7SQ412EZFF000XXX	1SDA103174R1 + 1SDA107724R1

Distribution circuit breaker

SACE XT7H (65 kA) Ekip Dip LS/I – Front terminal (F)

Size	Iu	Trip unit	In	Type	3 poles		4 poles	
					U.S. ordering code	Global reference number	U.S. ordering code	Global reference number
XT7	800	Ekip Dip LS/I	800	XT7H 800 Ekip LS/I In = 800A	XT7HU380CEFF000XXX	1SDA102947R1	XT7HU480CEFF000XXX	1SDA103181R1
	1000	Ekip Dip LS/I	1000	XT7H 1000 Ekip LS/I In = 1000A	XT7HU310DEFF000XXX	1SDA102948R1	XT7HU410DEFF000XXX	1SDA103182R1
	1200	Ekip Dip LS/I	1200	XT7H 1200 Ekip LS/I In = 1200A	XT7HU312EEFF000XXX	1SDA102949R1	XT7HU412EEFF000XXX	1SDA103183R1

Ordering codes for XT7

Circuit breakers



XT7 – circuit breaker

SACE XT7H (65 kA) Ekip Dip LS/I – Front terminal (F) – UL 100% rated

Size	Iu	Trip unit	In	Type	3 poles		4 poles	
					U.S. ordering code	Global reference number	U.S. ordering code	Global reference number
XT7	800	Ekip Dip LS/I	800	XT7H 800 Ekip LS/I In = 800 A	XT7HQ380CEFF000XXX	1SDA102947R1 + 1SDA107723R1	XT7HQ480CEFF000XXX	1SDA103181R1 + 1SDA107724R1
			1000	XT7H 1000 Ekip LS/I In = 1000 A	XT7HQ310DEFF000XXX	1SDA102948R1 + 1SDA107723R1	XT7HQ410DEFF000XXX	1SDA103182R1 + 1SDA107724R1
			1200	XT7H 1200 Ekip LS/I In = 1200 A	XT7HQ312EEFF000XXX	1SDA102949R1 + 1SDA107723R1	XT7HQ412EEFF000XXX	1SDA103183R1 + 1SDA107724R1

SACE XT7H (65 kA) Ekip Dip LSI – Front terminal (F)

Size	Iu	Trip unit	In	Type	3 poles		4 poles	
					U.S. ordering code	Global reference number	U.S. ordering code	Global reference number
XT7	800	Ekip Dip LSI	800	XT7H 800 Ekip LSI In = 800 A	XT7HU380CFFF000XXX	1SDA102950R1	XT7HU480CFFF000XXX	1SDA103184R1
			1000	XT7H 1000 Ekip LSI In = 1000 A	XT7HU310DFFF000XXX	1SDA102951R1	XT7HU410DFFF000XXX	1SDA103185R1
			1200	XT7H 1200 Ekip LSI In = 1200 A	XT7HU312EFFF000XXX	1SDA102952R1	XT7HU412EFFF000XXX	1SDA103186R1

SACE XT7H (65 kA) Ekip Dip LSI – Front terminal (F) – UL 100% rated

Size	Iu	Trip unit	In	Type	3 poles		4 poles	
					U.S. ordering code	Global reference number	U.S. ordering code	Global reference number
XT7	800	Ekip Dip LSI	800	XT7H 800 Ekip LSI In = 800 A	XT7HQ380CFFF000XXX	1SDA102950R1 + 1SDA107723R1	XT7HQ480CFFF000XXX	1SDA103184R1 + 1SDA107724R1
			1000	XT7H 1000 Ekip LSI In = 1000 A	XT7HQ310DFFF000XXX	1SDA102951R1 + 1SDA107723R1	XT7HQ410DFFF000XXX	1SDA103185R1 + 1SDA107724R1
			1200	XT7H 1200 Ekip LSI In = 1200 A	XT7HQ312EFFF000XXX	1SDA102952R1 + 1SDA107723R1	XT7HQ412EFFF000XXX	1SDA103186R1 + 1SDA107724R1

Ordering codes for XT7

Circuit breakers



XT7 – circuit breaker

SACE XT7H (65 kA) Ekip Dip LSIG – Front terminal (F)

Size	Iu	Trip unit	In	Type	3 poles		4 poles	
					U.S. ordering code	Global reference number	U.S. ordering code	Global reference number
XT7	800	Ekip Dip LSIG	800	XT7H 800 Ekip LSIG In = 800A	XT7HU380CGFF000XXX	1SDA102953R1	XT7HU480CGFF000XXX	1SDA103187R1
	1000	Ekip Dip LSIG	1000	XT7H 1000 Ekip LSIG In = 1000A	XT7HU310DGFF000XXX	1SDA102954R1	XT7HU410DGFF000XXX	1SDA103188R1
	1200	Ekip Dip LSIG	1200	XT7H 1200 Ekip LSIG In = 1200A	XT7HU312EGFF000XXX	1SDA102955R1	XT7HU412EGFF000XXX	1SDA103189R1

SACE XT7H (65 kA) Ekip Dip LSIG – Front terminal (F) – UL 100% rated

Size	Iu	Trip unit	In	Type	3 poles		4 poles	
					U.S. ordering code	Global reference number	U.S. ordering code	Global reference number
XT7	800	Ekip Dip LSIG	800	XT7H 800 Ekip LSIG In = 800A	XT7HQ380CGFF000XXX	1SDA102953R1 + 1SDA107723R1	XT7HQ480CGFF000XXX	1SDA103187R1 + 1SDA107724R1
	800	Ekip Dip LSIG	1000	XT7H 1000 Ekip LSIG In = 1000A	XT7HQ310DGFF000XXX	1SDA102954R1 + 1SDA107723R1	XT7HQ410DGFF000XXX	1SDA103188R1 + 1SDA107724R1
	1000	Ekip Dip LSIG	1200	XT7H 1200 Ekip LSIG In = 1200A	XT7HQ312EGFF000XXX	1SDA102955R1 + 1SDA107723R1	XT7HQ412EGFF000XXX	1SDA103189R1 + 1SDA107724R1

SACE XT7H (65 kA) Ekip LIG – Front terminal (F)

Size	Iu	Trip unit	In	Type	3 poles		4 poles	
					U.S. ordering code	Global reference number	U.S. ordering code	Global reference number
XT7	800	Ekip LIG	800	XT7H 800 Ekip LIG In = 800A	XT7HU380CCFF000XXX	1SDA102992R1	XT7HU480CCFF000XXX	1SDA103220R1
	1000	Ekip LIG	1000	XT7H 1000 Ekip LIG In = 1000A	XT7HU310DCFF000XXX	1SDA102993R1	XT7HU410DCFF000XXX	1SDA103221R1
	1200	Ekip LIG	1200	XT7H 1200 Ekip LIG In = 1200A	XT7HU312ECFF000XXX	1SDA102994R1	XT7HU412ECFF000XXX	1SDA103222R1

Ordering codes for XT7

Circuit breakers



XT7 – circuit breaker

SACE XT7H (65 kA) Ekip LIG – Front terminal (F) – UL 100% rated

Size	Iu	Trip unit	In	Type	3 poles		4 poles	
					U.S. ordering code	Global reference number	U.S. ordering code	Global reference number
XT7	800	Ekip LIG	800	XT7H 800 Ekip LIG In = 800 A	XT7HQ380CCFF000XXX	1SDA102992R1 + 1SDA107723R1	XT7HQ480CCFF000XXX	1SDA103220R1 + 1SDA107724R1
					XT7HQ310DCFF000XXX	1SDA102993R1 + 1SDA107723R1	XT7HQ410DCFF000XXX	1SDA103221R1 + 1SDA107724R1
					XT7HQ312ECFF000XXX	1SDA102994R1 + 1SDA107723R1	XT7HQ412ECFF000XXX	1SDA103222R1 + 1SDA107724R1

SACE XT7H (65 kA) Ekip Touch LSI – Front terminal (F)

Size	Iu	Trip unit	In	Type	3 poles		4 poles	
					U.S. ordering code	Global reference number	U.S. ordering code	Global reference number
XT7	800	Ekip Touch LSI	800	XT7H 800 Ekip Touch LSI In = 800 A	XT7HU380CPFF000XXX	1SDA102956R1	XT7HU480CPFF000XXX	1SDA103190R1
					XT7HU310DPFF000XXX	1SDA102957R1	XT7HU410DPFF000XXX	1SDA103191R1
					XT7HU312EPFF000XXX	1SDA102958R1	XT7HU412EPFF000XXX	1SDA103192R1

SACE XT7H (65 kA) Ekip Touch LSI – Front terminal (F) – UL 100% rated

Size	Iu	Trip unit	In	Type	3 poles		4 poles	
					U.S. ordering code	Global reference number	U.S. ordering code	Global reference number
XT7	800	Ekip Touch LSI	800	XT7H 800 Ekip Touch LSI In = 800 A	XT7HQ380CPFF000XXX	1SDA102956R1 + 1SDA107723R1	XT7HQ480CPFF000XXX	1SDA103190R1 + 1SDA107724R1
					XT7HQ310DPFF000XXX	1SDA102957R1 + 1SDA107723R1	XT7HQ410DPFF000XXX	1SDA103191R1 + 1SDA107724R1
					XT7HQ312EPFF000XXX	1SDA102958R1 + 1SDA107723R1	XT7HQ412EPFF000XXX	1SDA103192R1 + 1SDA107724R1

Ordering codes for XT7

Circuit breakers



XT7 – circuit breaker

SACE XT7H (65 kA) Ekip Touch LSIG – Front terminal (F)

Size	Iu	Trip unit	In	Type	3 poles		4 poles	
					U.S. ordering code	Global reference number	U.S. ordering code	Global reference number
XT7	800	Ekip Touch LSIG	800	XT7H 800 Ekip Touch LSIG In = 800A	XT7HU380CQFF000XXX	1SDA102959R1	XT7HU480CQFF000XXX	1SDA103193R1
	1000		XT7H 1000 Ekip Touch LSIG In = 1000A	XT7HU310DQFF000XXX	1SDA102960R1	XT7HU410DQFF000XXX	1SDA103194R1	
	1200		XT7H 1200 Ekip Touch LSIG In = 1200A	XT7HU312EQFF000XXX	1SDA102961R1	XT7HU412EQFF000XXX	1SDA103195R1	

SACE XT7H (65 kA) Ekip Touch LSIG – Front terminal (F) – UL 100% rated

Size	Iu	Trip unit	In	Type	3 poles		4 poles	
					U.S. ordering code	Global reference number	U.S. ordering code	Global reference number
XT7	800	Ekip Touch LSIG	800	XT7H 800 Ekip Touch LSIG In = 800A	XT7HQ380CQFF000XXX	1SDA102959R1 + 1SDA107723R1	XT7HQ480CQFF000XXX	1SDA103193R1 + 1SDA107724R1
	1000		XT7H 1000 Ekip Touch LSIG In = 1000A	XT7HQ310DQFF000XXX	1SDA102960R1 + 1SDA107723R1	XT7HQ410DQFF000XXX	1SDA103194R1 + 1SDA107724R1	
	1200		XT7H 1200 Ekip Touch LSIG In = 1200A	XT7HQ312EQFF000XXX	1SDA102961R1 + 1SDA107723R1	XT7HQ412EQFF000XXX	1SDA103195R1 + 1SDA107724R1	

Ordering codes for XT7

Circuit breakers



XT7 – circuit breaker

SACE XT7H (65 kA) Ekip Touch Measuring LSI – Front terminal (F)

Size	Iu	Trip unit	In	Type	3 poles		4 poles	
					U.S. ordering code	Global reference number	U.S. ordering code	Global reference number
XT7	800	Ekip Touch Meas. LSI	800	XT7H 800 Ekip Touch Meas. LSI In = 800 A	XT7HU380CRFF000XXX	1SDA102962R1	XT7HU480CRFF000XXX	1SDA103196R1
	1000	Ekip Touch Meas. LSI	1000	XT7H 1000 Ekip Touch Meas. LSI In = 1000 A	XT7HU310DRFF000XXX	1SDA102963R1	XT7HU410DRFF000XXX	1SDA103197R1
	1200	Ekip Touch Meas. LSI	1200	XT7H 1200 Ekip Touch Meas. LSI In = 1200 A	XT7HU312ERFF000XXX	1SDA102964R1	XT7HU412ERFF000XXX	1SDA103198R1

SACE XT7H (65 kA) Ekip Touch Measuring-LSI – Front terminal (F) – UL 100% rated

Size	Iu	Trip unit	In	Type	3 poles		4 poles	
					U.S. ordering code	Global reference number	U.S. ordering code	Global reference number
XT7	800	Ekip Touch M-LSI	800	XT7H 800 Ekip Touch Meas. LSI In = 800 A	XT7HQ380CRFF000XXX	1SDA102962R1 + 1SDA107723R1	XT7HQ480CRFF000XXX	1SDA103196R1 + 1SDA107724R1
	1000	Ekip Touch M-LSI	1000	XT7H 1000 Ekip Touch Meas. LSI In = 1000 A	XT7HQ310DRFF000XXX	1SDA102963R1 + 1SDA107723R1	XT7HQ410DRFF000XXX	1SDA103197R1 + 1SDA107724R1
	1200	Ekip Touch M-LSI	1200	XT7H 1200 Ekip Touch Meas. LSI In = 1200 A	XT7HQ312ERFF000XXX	1SDA102964R1 + 1SDA107723R1	XT7HQ412ERFF000XXX	1SDA103198R1 + 1SDA107724R1

Ordering codes for XT7

Circuit breakers



XT7 – circuit breaker

SACE XT7H (65 kA) Ekip Touch Measuring LSIG – Front terminal (F)

Size	Iu	Trip unit	In	Type	3 poles		4 poles	
					U.S. ordering code	Global reference number	U.S. ordering code	Global reference number
XT7	800	Ekip Touch Meas. LSIG	800	XT7H 800 Ekip Touch Meas. LSIG In = 800A	XT7HU380CSFF000XXX	1SDA102965R1	XT7HU480CSFF000XXX	1SDA103199R1
	1000		1000	XT7H 1000 Ekip Touch Meas. LSIG In = 1000A	XT7HU310DSFF000XXX	1SDA102966R1	XT7HU410DSFF000XXX	1SDA103200R1
	1200		1200	XT7H 1200 Ekip Touch Meas. LSIG In = 1200A	XT7HU312ESFF000XXX	1SDA102967R1	XT7HU412ESFF000XXX	1SDA103201R1

SACE XT7H (65 kA) Ekip Touch Measuring-LSIG – Front terminal (F) – UL 100% rated

Size	Iu	Trip unit	In	Type	3 poles		4 poles	
					U.S. ordering code	Global reference number	U.S. ordering code	Global reference number
XT7	800	Ekip Touch M-LSIG	800	XT7H 800 Ekip Touch Meas. LSIG In = 800A	XT7HQ380CSFF000XXX	1SDA102965R1 + 1SDA107723R1	XT7HQ480CSFF000XXX	1SDA103199R1 + 1SDA107724R1
	1000		1000	XT7H 1000 Ekip Touch Meas. LSIG In = 1000A	XT7HQ310DSFF000XXX	1SDA102966R1 + 1SDA107723R1	XT7HQ410DSFF000XXX	1SDA103200R1 + 1SDA107724R1
	1200		1200	XT7H 1200 Ekip Touch Meas. LSIG In = 1200A	XT7HQ312ESFF000XXX	1SDA102967R1 + 1SDA107723R1	XT7HQ412ESFF000XXX	1SDA103201R1 + 1SDA107724R1

Ordering codes for XT7

Circuit breakers



XT7 – circuit breaker

SACE XT7H (65 kA) Ekip Hi-Touch LSI – Front terminal (F)

Size	Iu	Trip unit	In	Type	3 poles		4 poles	
					U.S. ordering code	Global reference number	U.S. ordering code	Global reference number
XT7	800	Ekip Hi-Touch LSI	800	XT7H 800 Ekip Hi-Touch LSI In = 800 A	XT7HU380CTFF000XXX	1SDA102968R1	XT7HU480CTFF000XXX	1SDA103202R1
					XT7HU310DTFF000XXX	1SDA102969R1	XT7HU410DTFF000XXX	1SDA103203R1
					XT7HU312ETFF000XXX	1SDA102970R1	XT7HU412ETFF000XXX	1SDA103204R1

SACE XT7H (65 kA) Ekip Hi-Touch LSI – Front terminal (F) – UL 100% rated

Size	Iu	Trip unit	In	Type	3 poles		4 poles	
					U.S. ordering code	Global reference number	U.S. ordering code	Global reference number
XT7	800	Ekip Hi-Touch LSI	800	XT7H 800 Ekip Hi-Touch LSI In = 800 A	XT7HQ380CTFF000XXX	1SDA102968R1 + 1SDA107723R1	XT7HQ480CTFF000XXX	1SDA103202R1 + 1SDA107724R1
					XT7HQ310DTFF000XXX	1SDA102969R1 + 1SDA107723R1	XT7HQ410DTFF000XXX	1SDA103203R1 + 1SDA107724R1
					XT7HQ312ETFF000XXX	1SDA102970R1 + 1SDA107723R1	XT7HQ412ETFF000XXX	1SDA103204R1 + 1SDA107724R1

Ordering codes for XT7

Circuit breakers



XT7 – circuit breaker

SACE XT7H (65 kA) Ekip Hi-Touch LSIG – Front terminal (F)

Size	Iu	Trip unit	In	Type	3 poles		4 poles	
					U.S. ordering code	Global reference number	U.S. ordering code	Global reference number
XT7	800	Ekip Hi-Touch LSIG	800	XT7H 800 Ekip Hi-Touch LSIG In = 800A	XT7HU380CUFF000XXX	1SDA102971R1	XT7HU480CUFF000XXX	1SDA103205R1
					XT7HU310DUFF000XXX	1SDA102972R1	XT7HU410DUFF000XXX	1SDA103206R1
					XT7HU312EUFF000XXX	1SDA102973R1	XT7HU412EUFF000XXX	1SDA103207R1

SACE XT7H (65 kA) Ekip Hi-Touch LSIG – Front terminal (F) – UL 100% rated

Size	Iu	Trip unit	In	Type	3 poles		4 poles	
					U.S. ordering code	Global reference number	U.S. ordering code	Global reference number
XT7	800	Ekip Hi-Touch LSIG	800	XT7H 800 Ekip Hi-Touch LSIG In = 800A	XT7HQ380CUFF000XXX	1SDA102971R1 + 1SDA107723R1	XT7HQ480CUFF000XXX	1SDA103205R1 + 1SDA107724R1
					XT7HQ310DUFF000XXX	1SDA102972R1 + 1SDA107723R1	XT7HQ410DUFF000XXX	1SDA103206R1 + 1SDA107724R1
					XT7HQ312EUFF000XXX	1SDA102973R1 + 1SDA107723R1	XT7HQ412EUFF000XXX	1SDA103207R1 + 1SDA107724R1

Ordering codes for XT7

Circuit breakers



XT7 – circuit breaker

Motor circuit protector (MCP)

SACE XT7H (65 kA) Ekip M I – Front terminal (F)

Size	Iu	Trip unit	In	Type	3 poles	
					U.S. ordering code	Global reference number
XT7	800	Ekip M I	800	XT7H 800 Ekip M I In = 800 A	XT7HU380CKFF000XXX	1SDA102974R1
	1000	Ekip M I	1000	XT7H 1000 Ekip M I In = 1000 A	XT7HU310DKFF000XXX	1SDA102975R1
	1200	Ekip M I	1200	XT7H 1200 Ekip M I In = 1200 A	XT7HU312EKFF000XXX	1SDA102976R1

SACE XT7H (65 kA) Ekip M I – Front terminal (F) – UL 100% rated

Size	Iu	Trip unit	In	Type	3 poles	
					U.S. ordering code	Global reference number
XT7	800	Ekip M I	80C	XT7H 800 Ekip M I In = 800 A	XT7HQ380CKFF000XXX	1SDA102974R1 + 1SDA107723R1
	1000	Ekip M I	10D	XT7H 1000 Ekip M I In = 1000 A	XT7HQ310DKFF000XXX	1SDA102975R1 + 1SDA107723R1
	1200	Ekip M I	12E	XT7H 1200 Ekip M I In = 1200 A	XT7HQ312EKFF000XXX	1SDA102976R1 + 1SDA107723R1

Ordering codes for XT7

Circuit breakers



XT7 – circuit breaker

Motor protection circuit breaker (MPCB)

SACE XT7H (65 kA) Ekip M Touch LRIU – Front terminal (F)

Size	Iu	Trip unit	In	Type	3 poles	
					U.S. ordering code	Global reference number
XT7	800	Ekip M Touch LRIU	800	XT7H 800 Ekip M Touch LRIU In = 800A	XT7HU380CWFF000XXX	1SDA102977R1
	1000	Ekip M Touch LRIU	1000	XT7H 1000 Ekip M Touch LRIU In = 1000A	XT7HU310DWFF000XXX	1SDA102978R1
	1200	Ekip M Touch LRIU	1200	XT7H 1200 Ekip M Touch LRIU In = 1200A	XT7HU312EWFF000XXX	1SDA102979R1

SACE XT7H (65 kA) Ekip M Touch LRIU – Front terminal (F) – UL 100% rated

Size	Iu	Trip unit	In	Type	3 poles	
					U.S. ordering code	Global reference number
XT7	800	Ekip M Touch LRIU	800	XT7H 800 Ekip M Touch LRIU In = 800A	XT7HQ380CWFF000XXX	1SDA102977R1 + 1SDA107723R1
	1000	Ekip M Touch LRIU	1000	XT7H 1000 Ekip M Touch LRIU In = 1000A	XT7HQ310DWFF000XXX	1SDA102978R1 + 1SDA107723R1
	1200	Ekip M Touch LRIU	1200	XT7H 1200 Ekip M Touch LRIU In = 1200A	XT7HQ312EWFF000XXX	1SDA102979R1 + 1SDA107723R1

Ordering codes for XT7

Circuit breakers



XT7 – circuit breaker

Generator protection circuit breaker

SACE XT7H (65 kA) Ekip G LS/I – Front terminal (F)

Size	Iu	Trip unit	In	Type	3 poles		4 poles	
					U.S. ordering code	Global reference number	U.S. ordering code	Global reference number
XT7	800	Ekip G LS/I	800	XT7H 800 Ekip G LS/I In = 800 A	XT7HU380CXFF000XXX	1SDA102980R1	XT7HU480CXFF000XXX	1SDA103208R1
	1000	Ekip G LS/I	1000	XT7H 1000 Ekip G LS/I In = 1000 A	XT7HU310DXFF000XXX	1SDA102981R1	XT7HU410DXFF000XXX	1SDA103209R1
	1200	Ekip G LS/I	1200	XT7H 1200 Ekip G LS/I In = 1200 A	XT7HU312EXFF000XXX	1SDA102982R1	XT7HU412EXFF000XXX	1SDA103210R1

SACE XT7H (65 kA) Ekip G LS/I – Front terminal (F) – UL 100% rated

Size	Iu	Trip unit	In	Type	3 poles		4 poles	
					U.S. ordering code	Global reference number	U.S. ordering code	Global reference number
XT7	800	Ekip G LS/I	800	XT7H 800 Ekip G LS/I In = 800 A	XT7HQ380CXFF000XXX	1SDA102980R1 + 1SDA107723R1	XT7HQ480CXFF000XXX	1SDA103208R1 + 1SDA107724R1
	1000	Ekip G LS/I	1000	XT7H 1000 Ekip G LS/I In = 1000 A	XT7HQ310DXFF000XXX	1SDA102981R1 + 1SDA107723R1	XT7HQ410DXFF000XXX	1SDA103209R1 + 1SDA107724R1
	1200	Ekip G LS/I	1200	XT7H 1200 Ekip G LS/I In = 1200 A	XT7HQ312EXFF000XXX	1SDA102982R1 + 1SDA107723R1	XT7HQ412EXFF000XXX	1SDA103210R1 + 1SDA107724R1

SACE XT7H (65 kA) Ekip G Touch LSIG – Front terminal (F)

Size	Iu	Trip unit	In	Type	3 poles		4 poles	
					U.S. ordering code	Global reference number	U.S. ordering code	Global reference number
XT7	800	Ekip G Touch LSIG	800	XT7H 800 Ekip G Touch LSIG In = 800 A	XT7HU380CYFF000XXX	1SDA102983R1	XT7HU480CYFF000XXX	1SDA103211R1
	1000	Ekip G Touch LSIG	1000	XT7H 1000 Ekip G Touch LSIG In = 1000 A	XT7HU310DYFF000XXX	1SDA102984R1	XT7HU410DYFF000XXX	1SDA103212R1
	1200	Ekip G Touch LSIG	1200	XT7H 1200 Ekip G Touch LSIG In = 1200 A	XT7HU312EYFF000XXX	1SDA102985R1	XT7HU412EYFF000XXX	1SDA103213R1

Ordering codes for XT7

Circuit breakers



XT7 – circuit breaker

SACE XT7H (65 kA) Ekip G Touch LSIg – Front terminal (F) – UL 100% rated

Size	Iu	Trip unit	In	Type	3 poles		4 poles	
					U.S. ordering code	Global reference number	U.S. ordering code	Global reference number
XT7	800	Ekip G Touch LSIg	800	XT7H 800 Ekip G Touch LSIg In = 800A	XT7HQ380CYFF000XXX	1SDA102983R1 + 1SDA107723R1	XT7HQ480CYFF000XXX	1SDA103211R1 + 1SDA107724R1
					XT7HQ310DYFF000XXX	1SDA102984R1 + 1SDA107723R1	XT7HQ410DYFF000XXX	1SDA103212R1 + 1SDA107724R1
					XT7HQ312EYFF000XXX	1SDA102985R1 + 1SDA107723R1	XT7HQ412EYFF000XXX	1SDA103213R1 + 1SDA107724R1

SACE XT7H (65 kA) Ekip G Hi-Touch LSIg – Front terminal (F)

Size	Iu	Trip unit	In	Type	3 poles		4 poles	
					U.S. ordering code	Global reference number	U.S. ordering code	Global reference number
XT7	800	Ekip G Hi – Touch LSIg	800	XT7H 800 Ekip G Hi-Touch LSIg In = 800A	XT7HU380CZFF000XXX	1SDA102986R1	XT7HU480CZFF000XXX	1SDA103214R1
					XT7HU310DZFF000XXX	1SDA102987R1	XT7HU410DZFF000XXX	1SDA103215R1
					XT7HU312EZFF000XXX	1SDA102988R1	XT7HU412EZFF000XXX	1SDA103216R1

Ordering codes for XT7

Circuit breakers



XT7 – circuit breaker

SACE XT7H (65 kA) Ekip G Hi-Touch LSIG – Front terminal (F) – UL 100% rated

Size	Iu	Trip unit	In	Type	3 poles		4 poles	
					U.S. ordering code	Global reference number	U.S. ordering code	Global reference number
XT7	800	Ekip G Hi-Touch LSIG	800	XT7H 800 Ekip G Hi-Touch LSIG In = 800 A	XT7HQ380CZFF000XXX	1SDA102986R1 + 1SDA107723R1	XT7HQ480CZFF000XXX	1SDA103214R1 + 1SDA107724R1
	1000		1000	XT7H 1000 Ekip G Hi-Touch LSIG In = 1000 A	XT7HQ310DZFF000XXX	1SDA102987R1 + 1SDA107723R1	XT7HQ410DZFF000XXX	1SDA103215R1 + 1SDA107724R1
	1200		1200	XT7H 1200 Ekip G Hi-Touch LSIG In = 1200 A	XT7HQ312EZFF000XXX	1SDA102988R1 + 1SDA107723R1	XT7HQ412EZFF000XXX	1SDA103216R1 + 1SDA107724R1



XT7 – circuit breaker

Distribution circuit breaker

SACE XT7L (100 kA) Ekip LS/I – Front terminal (F)

Size	Iu	Trip unit	In	Type	3 poles		4 poles	
					U.S. ordering code	Global reference number	U.S. ordering code	Global reference number
XT7	800	Ekip LS/I	800	XT7L 800 Ekip LS/I In = 800 A	XT7LU380CEFF000XXX	1SDA102995R1	XT7LU480CEFF000XXX	1SDA103223R1
	1000		1000	XT7L 1000 Ekip LS/I In = 1000 A	XT7LU310DEFF000XXX	1SDA102996R1	XT7LU410DEFF000XXX	1SDA103224R1
	1200		1200	XT7L 1200 Ekip LS/I In = 1200 A	XT7LU312EEFF000XXX	1SDA102997R1	XT7LU412EEFF000XXX	1SDA103225R1

Ordering codes for XT7

Circuit breakers



XT7 – circuit breaker

SACE XT7L (100 kA) Ekip LS/I – Front terminal (F) – UL 100% rated

Size	Iu	Trip unit	In	Type	3 poles		4 poles	
					U.S. ordering code	Global reference number	U.S. ordering code	Global reference number
XT7	800	Ekip LS/I	800	XT7L 800 Ekip LS/I In = 800A	XT7LQ380CEFF000XXX	1SDA102995R1 + 1SDA107723R1	XT7LQ480CEFF000XXX	1SDA103223R1 + 1SDA107724R1
	1000	Ekip LS/I	1000	XT7L 1000 Ekip LS/I In = 1000A	XT7LQ310DEFF000XXX	1SDA102996R1 + 1SDA107723R1	XT7LQ410DEFF000XXX	1SDA103224R1 + 1SDA107724R1
	1200	Ekip LS/I	1200	XT7L 1200 Ekip LS/I In = 1200A	XT7LQ312EEFF000XXX	1SDA102997R1 + 1SDA107723R1	XT7LQ412EEFF000XXX	1SDA103225R1 + 1SDA107724R1

SACE XT7L (100 kA) Ekip LSI – Front terminal (F)

Size	Iu	Trip unit	In	Type	3 poles		4 poles	
					U.S. ordering code	Global reference number	U.S. ordering code	Global reference number
XT7	800	Ekip LSI	800	XT7L 800 Ekip LSI In = 800A	XT7LU380CFFF000XXX	1SDA102998R1	XT7LU480CFFF000XXX	1SDA103226R1
	1000	Ekip LSI	1000	XT7L 1000 Ekip LSI In = 1000A	XT7LU310DFFF000XXX	1SDA102999R1	XT7LU410DFFF000XXX	1SDA103227R1
	1200	Ekip LSI	1200	XT7L 1200 Ekip LSI In = 1200A	XT7LU312EFFF000XXX	1SDA103000R1	XT7LU412EFFF000XXX	1SDA103228R1

SACE XT7L (100 kA) Ekip LSI – Front terminal (F) – UL 100% rated

Size	Iu	Trip unit	In	Type	3 poles		4 poles	
					U.S. ordering code	Global reference number	U.S. ordering code	Global reference number
XT7	800	Ekip LSI	800	XT7L 800 Ekip LSI In = 800A	XT7LQ380CFFF000XXX	1SDA102998R1 + 1SDA107723R1	XT7LQ480CFFF000XXX	1SDA103226R1 + 1SDA107724R1
	1000	Ekip LSI	1000	XT7L 1000 Ekip LSI In = 1000A	XT7LQ310DFFF000XXX	1SDA102999R1 + 1SDA107723R1	XT7LQ410DFFF000XXX	1SDA103227R1 + 1SDA107724R1
	1200	Ekip LSI	1200	XT7L 1200 Ekip LSI In = 1200A	XT7LQ312EFFF000XXX	1SDA103000R1 + 1SDA107723R1	XT7LQ412EFFF000XXX	1SDA103228R1 + 1SDA107724R1

Ordering codes for XT7

Circuit breakers



XT7 – circuit breaker

SACE XT7L (100 kA) Ekip LSIG – Front terminal (F)

Size	Iu	Trip unit	In	Type	3 poles		4 poles	
					U.S. ordering code	Global reference number	U.S. ordering code	Global reference number
XT7	800	Ekip LSIG	800	XT7L 800 Ekip LSIG In = 800 A	XT7LU380CGFF000XXX	1SDA103001R1	XT7LU480CGFF000XXX	1SDA103229R1
	1000	Ekip LSIG	1000	XT7L 1000 Ekip LSIG In = 1000 A	XT7LU310DGFF000XXX	1SDA103002R1	XT7LU410DGFF000XXX	1SDA103230R1
	1200	Ekip LSIG	1200	XT7L 1200 Ekip LSIG In = 1200 A	XT7LU312EGFF000XXX	1SDA103003R1	XT7LU412EGFF000XXX	1SDA103231R1

SACE XT7L (100 kA) Ekip LSIG – Front terminal (F) – UL 100% rated

Size	Iu	Trip unit	In	Type	3 poles		4 poles	
					U.S. ordering code	Global reference number	U.S. ordering code	Global reference number
XT7	800	Ekip LSIG	800	XT7L 800 Ekip LSIG In = 800 A	XT7LQ380CGFF000XXX	1SDA103001R1 + 1SDA107723R1	XT7LQ480CGFF000XXX	1SDA103229R1 + 1SDA107724R1
	1000	Ekip LSIG	1000	XT7L 1000 Ekip LSIG In = 1000 A	XT7LQ310DGFF000XXX	1SDA103002R1 + 1SDA107723R1	XT7LQ410DGFF000XXX	1SDA103230R1 + 1SDA107724R1
	1200	Ekip LSIG	1200	XT7L 1200 Ekip LSIG In = 1200 A	XT7LQ312EGFF000XXX	1SDA103003R1 + 1SDA107723R1	XT7LQ412EGFF000XXX	1SDA103231R1 + 1SDA107724R1

SACE XT7L (100 kA) Ekip LIG – Front terminal (F)

Size	Iu	Trip unit	In	Type	3 poles		4 poles	
					U.S. ordering code	Global reference number	U.S. ordering code	Global reference number
XT7	800	Ekip LIG	800	XT7L 800 Ekip LIG In = 800 A	XT7LU380CCFF000XXX	1SDA103040R1	XT7LU480CCFF000XXX	1SDA103262R1
	1000	Ekip LIG	1000	XT7L 1000 Ekip LIG In = 1000 A	XT7LU310DCFF000XXX	1SDA103041R1	XT7LU410DCFF000XXX	1SDA103263R1
	1200	Ekip LIG	1200	XT7L 1200 Ekip LIG In = 1200 A	XT7LU312ECFF000XXX	1SDA103042R1	XT7LU412ECFF000XXX	1SDA103264R1

Ordering codes for XT7

Circuit breakers



XT7 – circuit breaker

SACE XT7L (100 kA) Ekip LIG – Front terminal (F) – UL 100% rated

Size	Iu	Trip unit	In	Type	3 poles		4 poles	
					U.S. ordering code	Global reference number	U.S. ordering code	Global reference number
XT7	800	Ekip LIG	800	XT7L 800 Ekip LIG In = 800A	XT7LQ380CCFF000XXX	1SDA103040R1 + 1SDA107723R1	XT7LQ480CCFF000XXX	1SDA103262R1 + 1SDA107724R1
	1000	Ekip LIG	1000	XT7L 1000 Ekip LIG In = 1000A	XT7LQ310DCFF000XXX	1SDA103041R1 + 1SDA107723R1	XT7LQ410DCFF000XXX	1SDA103263R1 + 1SDA107724R1
	1200	Ekip LIG	1200	XT7L 1200 Ekip LIG In = 1200A	XT7LQ312ECFF000XXX	1SDA103042R1 + 1SDA107723R1	XT7LQ412ECFF000XXX	1SDA103264R1 + 1SDA107724R1

SACE XT7L (100 kA) Ekip Touch LSI – Front terminal (F)

Size	Iu	Trip unit	In	Type	3 poles		4 poles	
					U.S. ordering code	Global reference number	U.S. ordering code	Global reference number
XT7	800	Ekip Touch LSI	800	XT7L 800 Ekip Touch LSI In = 800A	XT7LU380CPFF000XXX	1SDA103004R1	XT7LU480CPFF000XXX	1SDA103232R1
	1000	Ekip Touch LSI	1000	XT7L 1000 Ekip Touch LSI In = 1000A	XT7LU310DPFF000XXX	1SDA103005R1	XT7LU410DPFF000XXX	1SDA103233R1
	1200	Ekip Touch LSI	1200	XT7L 1200 Ekip Touch LSI In = 1200A	XT7LU312EPFF000XXX	1SDA103006R1	XT7LU412EPFF000XXX	1SDA103234R1

SACE XT7L (100 kA) Ekip Touch LSI – Front terminal (F) – UL 100% rated

Size	Iu	Trip unit	In	Type	3 poles		4 poles	
					U.S. ordering code	Global reference number	U.S. ordering code	Global reference number
XT7	800	Ekip Touch LSI	800	XT7L 800 Ekip Touch LSI In = 800A	XT7LQ380CPFF000XXX	1SDA103004R1 + 1SDA107723R1	XT7LQ480CPFF000XXX	1SDA103232R1 + 1SDA107724R1
	1000	Ekip Touch LSI	1000	XT7L 1000 Ekip Touch LSI In = 1000A	XT7LQ310DPFF000XXX	1SDA103005R1 + 1SDA107723R1	XT7LQ410DPFF000XXX	1SDA103233R1 + 1SDA107724R1
	1200	Ekip Touch LSI	1200	XT7L 1200 Ekip Touch LSI In = 1200A	XT7LQ312EPFF000XXX	1SDA103006R1 + 1SDA107723R1	XT7LQ412EPFF000XXX	1SDA103234R1 + 1SDA107724R1

Ordering codes for XT7

Circuit breakers



XT7 – circuit breaker

SACE XT7L (100 kA) Ekip Touch LSIG – Front terminal (F)

Size	Iu	Trip unit	In	Type	3 poles		4 poles	
					U.S. ordering code	Global reference number	U.S. ordering code	Global reference number
XT7	800	Ekip Touch LSIG	800	XT7L 800 Ekip Touch LSIG In = 800 A	XT7LU380CQFF000XXX	1SDA103007R1	XT7LU480CQFF000XXX	1SDA103235R1
	1000		1000		XT7LU310DQFF000XXX	1SDA103008R1	XT7LU410DQFF000XXX	1SDA103236R1
	1200		1200		XT7LU312EQFF000XXX	1SDA103009R1	XT7LU412EQFF000XXX	1SDA103237R1

SACE XT7L (100 kA) Ekip Touch LSIG – Front terminal (F) – UL 100% rated

Size	Iu	Trip unit	In	Type	3 poles		4 poles	
					U.S. ordering code	Global reference number	U.S. ordering code	Global reference number
XT7	800	Ekip Touch LSIG	800	XT7L 800 Ekip Touch LSIG In = 800 A	XT7LQ380CQFF000XXX	1SDA103007R1 + 1SDA107723R1	XT7LQ480CQFF000XXX	1SDA103235R1 + 1SDA107724R1
	1000		1000		XT7LQ310DQFF000XXX	1SDA103008R1 + 1SDA107723R1	XT7LQ410DQFF000XXX	1SDA103236R1 + 1SDA107724R1
	1200		1200		XT7LQ312EQFF000XXX	1SDA103009R1 + 1SDA107723R1	XT7LQ412EQFF000XXX	1SDA103237R1 + 1SDA107724R1

Ordering codes for XT7

Circuit breakers



XT7 – circuit breaker

SACE XT7L (100 kA) Ekip Touch Measuring-LSI – Front terminal (F) – UL 100% rated

Size	Iu	Trip unit	In	Type	3 poles		4 poles	
					U.S. ordering code	Global reference number	U.S. ordering code	Global reference number
XT7	800	Ekip Touch M-LSI	800	XT7L 800 Ekip Touch Meas. LSI In = 800A	XT7LQ380CRFF000XXX	1SDA103010R1 + 1SDA107723R1	XT7LQ480CRFF000XXX	1SDA103238R1 + 1SDA107724R1
					XT7LQ310DRFF000XXX	1SDA103011R1 + 1SDA107723R1	XT7LQ410DRFF000XXX	1SDA103239R1 + 1SDA107724R1
					XT7LQ312ERFF000XXX	1SDA103012R1 + 1SDA107723R1	XT7LQ412ERFF000XXX	1SDA103240R1 + 1SDA107724R1
			1000	Ekip Touch M-LSI	1000	XT7L 1000 Ekip Touch Meas. LSI In = 1000A		
			1200	Ekip Touch M-LSI	1200	XT7L 1200 Ekip Touch Meas. LSI In = 1200A		

SACE XT7L (100 kA) Ekip Touch Measuring-LSIG – Front terminal (F)

Size	Iu	Trip unit	In	Type	3 poles		4 poles	
					U.S. ordering code	Global reference number	U.S. ordering code	Global reference number
XT7	800	Ekip Touch Meas. LSIG	800	XT7L 800 Ekip Touch Meas. LSIG In = 800A	XT7LU380CSFF000XXX	1SDA103013R1	XT7LU480CSFF000XXX	1SDA103241R1
					XT7LU310DSFF000XXX	1SDA103014R1	XT7LU410DSFF000XXX	1SDA103242R1
					XT7LU312ESFF000XXX	1SDA103015R1	XT7LU412ESFF000XXX	1SDA103243R1
			1000	Ekip Touch Meas. LSIG	1000	XT7L 1000 Ekip Touch Meas. LSIG In = 1000A		
			1200	Ekip Touch Meas. LSIG	1200	XT7L 1200 Ekip Touch Meas. LSIG In = 1200A		

Ordering codes for XT7

Circuit breakers



XT7 – circuit breaker

SACE XT7L (100 kA) Ekip Touch Measuring-LSIG – Front terminal (F) – UL 100% rated

Size	Iu	Trip unit	In	Type	3 poles		4 poles	
					U.S. ordering code	Global reference number	U.S. ordering code	Global reference number
XT7	800	Ekip Touch M-LSIG	800	XT7L 800 Ekip Touch Meas. LSIG In = 800 A	XT7LQ380CSFF000XXX	1SDA103013R1 + 1SDA107723R1	XT7LQ480CSFF000XXX	1SDA103241R1 + 1SDA107724R1
					XT7LQ310DSFF000XXX	1SDA103014R1 + 1SDA107723R1	XT7LQ410DSFF000XXX	1SDA103242R1 + 1SDA107724R1
					XT7LQ312ESFF000XXX	1SDA103015R1 + 1SDA107723R1	XT7LQ412ESFF000XXX	1SDA103243R1 + 1SDA107724R1
	1000	Ekip Touch M-LSIG	1000	XT7L 1000 Ekip Touch Meas. LSIG In = 1000 A				
	1200	Ekip Touch M-LSIG	1200	XT7L 1200 Ekip Touch Meas. LSIG In = 1200 A				

SACE XT7L (100 kA) Ekip Hi-Touch LSI – Front terminal (F)

Size	Iu	Trip unit	In	Type	3 poles		4 poles	
					U.S. ordering code	Global reference number	U.S. ordering code	Global reference number
XT7	800	Ekip Hi-Touch LSI	800	XT7L 800 Ekip Hi-Touch LSI In = 800 A	XT7LU380CTFF000XXX	1SDA103016R1	XT7LU480CTFF000XXX	1SDA103244R1
					XT7LU310DTFF000XXX	1SDA103017R1	XT7LU410DTFF000XXX	1SDA103245R1
					XT7LU312ETFF000XXX	1SDA103018R1	XT7LU412ETFF000XXX	1SDA103246R1
	1000	Ekip Hi-Touch LSI	1000	XT7L 1000 Ekip Hi-Touch LSI In = 1000 A				
	1200	Ekip Hi-Touch LSI	1200	XT7L 1200 Ekip Hi-Touch LSI In = 1200 A				

Ordering codes for XT7

Circuit breakers



XT7 – circuit breaker

SACE XT7L (100 kA) Ekip Hi-Touch LSI – Front terminal (F) – UL 100% rated

Size	lu	Trip unit	In	Type	3 poles		4 poles	
					U.S. ordering code	Global reference number	U.S. ordering code	Global reference number
XT7	800	Ekip Hi-Touch LSI	800	XT7L 800 Ekip Hi-Touch LSI In = 800A	XT7LQ380CTFF000XXX	1SDA103016R1 + 1SDA107723R1	XT7LQ480CTFF000XXX	1SDA103244R1 + 1SDA107724R1
	1000		1000	XT7L 1000 Ekip Hi-Touch LSI In = 1000A	XT7LQ310DTFF000XXX	1SDA103017R1 + 1SDA107723R1	XT7LQ410DTFF000XXX	1SDA103245R1 + 1SDA107724R1
	1200		1200	XT7L 1200 Ekip Hi-Touch LSI In = 1200A	XT7LQ312ETFF000XXX	1SDA103018R1 + 1SDA107723R1	XT7LQ412ETFF000XXX	1SDA103246R1 + 1SDA107724R1

SACE XT7L (100 kA) Ekip Hi-Touch LSIG – Front terminal (F)

Size	lu	Trip unit	In	Type	3 poles		4 poles	
					U.S. ordering code	Global reference number	U.S. ordering code	Global reference number
XT7	800	Ekip Hi-Touch LSIG	800	XT7L 800 Ekip Hi-Touch LSIG In = 800A	XT7LU380CUFF000XXX	1SDA103019R1	XT7LU480CUFF000XXX	1SDA103247R1
	1000		1000	XT7L 1000 Ekip Hi-Touch LSIG In = 1000A	XT7LU310DUFF000XXX	1SDA103020R1	XT7LU410DUFF000XXX	1SDA103248R1
	1200		1200	XT7L 1200 Ekip Hi-Touch LSIG In = 1200A	XT7LU312EUFF000XXX	1SDA103021R1	XT7LU412EUFF000XXX	1SDA103249R1

Ordering codes for XT7

Circuit breakers



XT7 – circuit breaker

SACE XT7L (100 kA) Ekip Hi-Touch LSI – Front terminal (F) – UL 100% rated

Size	Iu	Trip unit	In	Type	3 poles		4 poles	
					U.S. ordering code	Global reference number	U.S. ordering code	Global reference number
XT7	800	Ekip Hi-Touch LSI	800	XT7L 800 Ekip Hi-Touch LSI In = 800 A	XT7LQ380CUFF000XXX	1SDA103019R1 + 1SDA107723R1	XT7LQ480CUFF000XXX	1SDA103247R1 + 1SDA107724R1
	1000		1000	XT7L 1000 Ekip Hi-Touch LSI In = 1000 A	XT7LQ310DUFF000XXX	1SDA103020R1 + 1SDA107723R1	XT7LQ410DUFF000XXX	1SDA103248R1 + 1SDA107724R1
	1200		1200	XT7L 1200 Ekip Hi-Touch LSI In = 1200 A	XT7LQ312EUFF000XXX	1SDA103021R1 + 1SDA107723R1	XT7LQ412EUFF000XXX	1SDA103249R1 + 1SDA107724R1

SACE XT7L (100 kA) Ekip Touch Measuring – LSI – Front terminal (F)

Size	Iu	Trip unit	In	Type	3 poles		4 poles	
					U.S. ordering code	Global reference number	U.S. ordering code	Global reference number
XT7	800	Ekip Touch M-LSI	800	XT7L 800 Ekip Touch Meas. LSI In = 800 A	XT7LU380CRFF000XXX	1SDA103010R1	XT7LU480CRFF000XXX	1SDA103238R1
	1000		1000	XT7L 1000 Ekip Touch Meas. LSI In = 1000 A	XT7LU310DRFF000XXX	1SDA103011R1	XT7LU410DRFF000XXX	1SDA103239R1
	1200		1200	XT7L 1200 Ekip Touch Meas. LSI In = 1200 A	XT7LU312ERFF000XXX	1SDA103012R1	XT7LU412ERFF000XXX	1SDA103240R1

Ordering codes for XT7

Circuit breakers



XT7 – circuit breaker

Motor circuit protector (MCP)

SACE XT7L (100 kA) Ekip M I – Front terminal (F)

Size	Iu	Trip unit	In	Type	3 poles	
					U.S. ordering code	Global reference number
XT7	800	Ekip M I	800	XT7L 800 Ekip M I In = 800A	XT7LU380CKFF000XXX	1SDA103022R1
	1000	Ekip M I	1000	XT7L 1000 Ekip M I In = 1000A	XT7LU310DKFF000XXX	1SDA103023R1
	1200	Ekip M I	1200	XT7L 1200 Ekip M I In = 1200A	XT7LU312EKFF000XXX	1SDA103024R1

SACE XT7L (100 kA) Ekip M I – Front terminal (F) – UL 100% rated

Size	Iu	Trip unit	In	Type	3 poles	
					U.S. ordering code	Global reference number
XT7	800	Ekip M I	800	XT7L 800 Ekip M I In = 800A	XT7LQ380CKFF000XXX	1SDA103022R1 + 1SDA107723R1
	1000	Ekip M I	1000	XT7L 1000 Ekip M I In = 1000A	XT7LQ310DKFF000XXX	1SDA103023R1 + 1SDA107723R1
	1200	Ekip M I	1200	XT7L 1200 Ekip M I In = 1200A	XT7LQ312EKFF000XXX	1SDA103024R1 + 1SDA107723R1

Ordering codes for XT7

Circuit breakers



XT7 – circuit breaker

Motor protection circuit breaker (MPCB)

SACE XT7L (100 kA) Ekip M Touch LRIU – Front terminal (F)

Size	Iu	Trip unit	In	Type	3 poles	
					U.S. ordering code	Global reference number
XT7 800		Ekip M Touch LRIU	800	XT7L 800 Ekip M Touch LRIU In = 800 A	XT7LU380CWFF000XXX	1SDA103025R1
	1000	Ekip M Touch LRIU	1000	XT7L 1000 Ekip M Touch LRIU In = 1000 A	XT7LU310DWFF000XXX	1SDA103026R1
	1200	Ekip M Touch LRIU	1200	XT7L 1200 Ekip M Touch LRIU In = 1200 A	XT7LU312EWFF000XXX	1SDA103027R1

SACE XT7L (100 kA) Ekip M Touch LRIU – Front terminal (F) – UL 100% rated

Size	Iu	Trip unit	In	Type	3 poles	
					U.S. ordering code	Global reference number
XT7 800		Ekip M Touch LRIU	800	XT7L 800 Ekip M Touch LRIU In = 800 A	XT7LQ380CWFF000XXX	1SDA103025R1 + 1SDA107723R1
	1000	Ekip M Touch LRIU	1000	XT7L 1000 Ekip M Touch LRIU In = 1000 A	XT7LQ310DWFF000XXX	1SDA103026R1 + 1SDA107723R1
	1200	Ekip M Touch LRIU	1200	XT7L 1200 Ekip M Touch LRIU In = 1200 A	XT7LQ312EWFF000XXX	1SDA103027R1 + 1SDA107723R1

Ordering codes for XT7

Circuit breakers



XT7 – circuit breaker

Generator protection circuit breaker

SACE XT7L (100 kA) Ekip G LS/I – Front terminal (F)

Size	Iu	Trip unit	In	Type	3 poles		4 poles	
					U.S. ordering code	Global reference number	U.S. ordering code	Global reference number
XT7	800	Ekip G LS/I	800	XT7L 800 Ekip G LS/I In = 800A	XT7LU380CXFF000XXX	1SDA103028R1	XT7LU480CXFF000XXX	1SDA103250R1
	1000	Ekip G LS/I	1000	XT7L 1000 Ekip G LS/I In = 1000A	XT7LU310DXFF000XXX	1SDA103029R1	XT7LU410DXFF000XXX	1SDA103251R1
	1200	Ekip G LS/I	1200	XT7L 1200 Ekip G LS/I In = 1200A	XT7LU312EXFF000XXX	1SDA103030R1	XT7LU412EXFF000XXX	1SDA103252R1

SACE XT7L (100 kA) Ekip G LS/I – Front terminal (F) – UL 100% rated

Size	Iu	Trip unit	In	Type	3 poles		4 poles	
					U.S. ordering code	Global reference number	U.S. ordering code	Global reference number
XT7	800	Ekip G LS/I	800	XT7L 800 Ekip G LS/I In = 800A	XT7LQ380CXFF000XXX	1SDA103028R1 + 1SDA107723R1	XT7LQ480CXFF000XXX	1SDA103250R1 + 1SDA107724R1
	1000	Ekip G LS/I	1000	XT7L 1000 Ekip G LS/I In = 1000A	XT7LQ310DXFF000XXX	1SDA103029R1 + 1SDA107723R1	XT7LQ410DXFF000XXX	1SDA103251R1 + 1SDA107724R1
	1200	Ekip G LS/I	1200	XT7L 1200 Ekip G LS/I In = 1200A	XT7LQ312EXFF000XXX	1SDA103030R1 + 1SDA107723R1	XT7LQ412EXFF000XXX	1SDA103252R1 + 1SDA107724R1

SACE XT7L (100 kA) Ekip G Touch LSIG – Front terminal (F)

Size	Iu	Trip unit	In	Type	3 poles		4 poles	
					U.S. ordering code	Global reference number	U.S. ordering code	Global reference number
XT7	800	Ekip G Touch LSIG	800	XT7L 800 Ekip G Touch LSIG In = 800A	XT7LU380CYFF000XXX	1SDA103031R1	XT7LU480CYFF000XXX	1SDA103253R1
	1000	Ekip G Touch LSIG	1000	XT7L 1000 Ekip G Touch LSIG In = 1000A	XT7LU310DYFF000XXX	1SDA103032R1	XT7LU410DYFF000XXX	1SDA103254R1
	1200	Ekip G Touch LSIG	1200	XT7L 1200 Ekip G Touch LSIG In = 1200A	XT7LU312EYFF000XXX	1SDA103033R1	XT7LU412EYFF000XXX	1SDA103255R1

Ordering codes for XT7

Circuit breakers



XT7 – circuit breaker

SACE XT7L (100 kA) Ekip G Touch LSIG – Front terminal (F) – UL 100% rated

Size	Iu	Trip unit	In	Type	3 poles		4 poles	
					U.S. ordering code	Global reference number	U.S. ordering code	Global reference number
XT7	800	Ekip G Touch LSIG	800	XT7L 800 Ekip G Touch LSIG In = 800 A	XT7LQ380CYFF000XXX	1SDA103031R1 + 1SDA107723R1	XT7LQ480CYFF000XXX	1SDA103253R1 + 1SDA107724R1
					XT7LQ310DYFF000XXX	1SDA103032R1 + 1SDA107723R1	XT7LQ410DYFF000XXX	1SDA103254R1 + 1SDA107724R1
					XT7LQ312EYFF000XXX	1SDA103033R1 + 1SDA107723R1	XT7LQ412EYFF000XXX	1SDA103255R1 + 1SDA107724R1

SACE XT7L (100 kA) Ekip G Hi-Touch LSIG – Front terminal (F)

Size	Iu	Trip unit	In	Type	3 poles		4 poles	
					U.S. ordering code	Global reference number	U.S. ordering code	Global reference number
XT7	800	Ekip G Hi-Touch LSIG	800	XT7L 800 Ekip G Hi-Touch LSIG In = 800 A	XT7LU380CZFF000XXX	1SDA103034R1	XT7LU480CZFF000XXX	1SDA103256R1
					XT7LU310DZFF000XXX	1SDA103035R1	XT7LU410DZFF000XXX	1SDA103257R1
					XT7LU312EZFF000XXX	1SDA103036R1	XT7LU412EZFF000XXX	1SDA103258R1

Ordering codes for XT7

Circuit breakers



XT7 – circuit breaker

SACE XT7L (100 kA) Ekip G Hi-Touch LSIG – Front terminal (F) – UL 100% rated

Size	Iu	Trip unit	In	Type	3 poles		4 poles	
					U.S. ordering code	Global reference number	U.S. ordering code	Global reference number
XT7	800	Ekip G Hi-Touch LSIG	800	XT7L 800 Ekip G Hi-Touch LSIG In = 800A	XT7LQ380CZFF000XXX	1SDA103034R1 + 1SDA107723R1	XT7LQ480CZFF000XXX	1SDA103256R1 + 1SDA107724R1
	1000	Ekip G Hi-Touch LSIG	1000	XT7L 1000 Ekip G Hi-Touch LSIG In = 1000A	XT7LQ310DZFF000XXX	1SDA103035R1 + 1SDA107723R1	XT7LQ410DZFF000XXX	1SDA103257R1 + 1SDA107724R1
	1200	Ekip G Hi-Touch LSIG	1200	XT7L 1200 Ekip G Hi-Touch LSIG In = 1200A	XT7LQ312EZFF000XXX	1SDA103036R1 + 1SDA107723R1	XT7LQ412EZFF000XXX	1SDA103258R1 + 1SDA107724R1

Ordering codes for XT7M

Circuit breakers



XT7 M – circuit breaker

Distribution circuit breaker

SACE XT7S M (50 kA) Ekip LS/I – Front terminal (F)

Size	Iu	Trip unit	In	Type	3 poles		4 poles	
					U.S. ordering code	Global reference number	U.S. ordering code	Global reference number
XT7	800	Ekip LS/I	800	XT7S M 800 Ekip LS/I In = 800 A	XSUCAFAZZAAAA00000	1SDA103349R1	XSUDAFAZZAAAA00000	1SDA103581R1
	1000	Ekip LS/I	1000	XT7S M 1000 Ekip LS/I In = 1000 A	XSUEFAZZAAAA00000	1SDA103350R1	XSUFAFAZZAAAA00000	1SDA103582R1
	1200	Ekip LS/I	1200	XT7S M 1200 Ekip LS/I In = 1200 A	XSUGAFAZZAAAA00000	1SDA103351R1	XSUHFAZZAAAA00000	1SDA103583R1

SACE XT7S M (50 kA) Ekip LSI – Front terminal (F)

Size	Iu	Trip unit	In	Type	3 poles		4 poles	
					U.S. ordering code	Global reference number	U.S. ordering code	Global reference number
XT7	800	Ekip LSI	800	XT7S M 800 Ekip LSI In = 800 A	XSUCCFAZZAAAA00000	1SDA103352R1	XSUDCFAZZAAAA00000	1SDA103584R1
	1000	Ekip LSI	1000	XT7S M 1000 Ekip LSI In = 1000 A	XSUECFAZZAAAA00000	1SDA103353R1	XSUFCFAZZAAAA00000	1SDA103585R1
	1200	Ekip LSI	1200	XT7S M 1200 Ekip LSI In = 1200 A	XSUGCFAZZAAAA00000	1SDA103354R1	XSUHCFAZZAAAA00000	1SDA103586R1

SACE XT7S M (50 kA) Ekip LSIG – Front terminal (F)

Size	Iu	Trip unit	In	Type	3 poles		4 poles	
					U.S. ordering code	Global reference number	U.S. ordering code	Global reference number
XT7	800	Ekip LSIG	800	XT7S M 800 Ekip LSIG In = 800 A	XSUCDFAZZAAAA00000	1SDA103355R1	XSUDDFAZZAAAA00000	1SDA103587R1
	1000	Ekip LSIG	1000	XT7S M 1000 Ekip LSIG In = 1000 A	XSUEDFAZZAAAA00000	1SDA103356R1	XSUFDFAZZAAAA00000	1SDA103588R1
	1200	Ekip LSIG	1200	XT7S M 1200 Ekip LSIG In = 1200 A	XSUGDFAZZAAAA00000	1SDA103357R1	XSUHDFAZZAAAA00000	1SDA103589R1

Ordering codes for XT7M

Circuit breakers



XT7 M – circuit breaker

SACE XT7S M (50 kA) Ekip LIG – Front terminal (F)

Size	Iu	Trip unit	In	Type	3 poles		4 poles	
					U.S. ordering code	Global reference number	U.S. ordering code	Global reference number
XT7	800	Ekip LIG	800	XT7S M 800 Ekip LIG In = 800A	XSUCBFAZZAAAA00000	1SDA103391R1	XSUDBFAZZAAAA00000	1SDA103620R1
			1000	XT7S M 1000 Ekip LIG In = 1000A	XSUEBFAZZAAAA00000	1SDA103392R1	XSUFBFAZZAAAA00000	1SDA103621R1
			1200	XT7S M 1200 Ekip LIG In = 1200A	XSUGBFAZZAAAA00000	1SDA103393R1	XSUHBFAZZAAAA00000	1SDA103622R1

SACE XT7S M (50 kA) Ekip Touch LSI – Front terminal (F)

Size	Iu	Trip unit	In	Type	3 poles		4 poles	
					U.S. ordering code	Global reference number	U.S. ordering code	Global reference number
XT7	800	Ekip Touch LSI	800	XT7S M 800 Ekip Touch LSI In = 800A	XSUCEFAZZAAAA00000	1SDA103358R1	XSUDEFAZZAAAA00000	1SDA103590R1
			1000	XT7S M 1000 Ekip Touch LSI In = 1000A	XSUEEFAZZAAAA00000	1SDA103359R1	XSUFEFAZZAAAA00000	1SDA103591R1
			1200	XT7S M 1200 Ekip Touch LSI In = 1200A	XSUGEFAZZAAAA00000	1SDA103360R1	XSUHEFAZZAAAA00000	1SDA103592R1

SACE XT7S M (50 kA) Ekip Touch LSIG – Front terminal (F)

Size	Iu	Trip unit	In	Type	3 poles		4 poles	
					U.S. ordering code	Global reference number	U.S. ordering code	Global reference number
XT7	800	Ekip Touch LSIG	800	XT7S M 800 Ekip Touch LSIG In = 800A	XSUCFFAZZAAAA00000	1SDA103361R1	XSUDFFAZZAAAA00000	1SDA103593R1
			1000	XT7S M 1000 Ekip Touch LSIG In = 1000A	XSUEFFAZZAAAA00000	1SDA103362R1	XSUFFFAZZAAAA00000	1SDA103594R1
			1200	XT7S M 1200 Ekip Touch LSIG In = 1200A	XSUGFFAZZAAAA00000	1SDA103363R1	XSUHFFAZZAAAA00000	1SDA103595R1

Ordering codes for XT7M

Circuit breakers



XT7 M – circuit breaker

SACE XT7S M (50 kA) Ekip Touch Measuring LSI – Front terminal (F)

Size	Iu	Trip unit	In	Type	3 poles		4 poles	
					U.S. ordering code	Global reference number	U.S. ordering code	Global reference number
XT7	800	Ekip Touch Meas. LSI	800	XT7S M 800 Ekip Touch Meas. LSI In = 800 A	XSUCGFAZZAAAA00000	1SDA103364R1	XSUDGFAZZAAAA00000	1SDA103596R1
	1000		1000	XT7S M 1000 Ekip Touch Meas. LSI In = 1000 A	XSUEGFAZZAAAA00000	1SDA103365R1	XSUFGFAZZAAAA00000	1SDA103597R1
	1200		1200	XT7S M 1200 Ekip Touch Meas. LSI In = 1200 A	XSUGGFAZZAAAA00000	1SDA103366R1	XSUHGFAZZAAAA00000	1SDA103598R1

SACE XT7S M (50 kA) Ekip Touch Measuring LSIG – Front terminal (F)

Size	Iu	Trip unit	In	Type	3 poles		4 poles	
					U.S. ordering code	Global reference number	U.S. ordering code	Global reference number
XT7	800	Ekip Touch Meas. LSIG	800	XT7S M 800 Ekip Touch Meas. LSIG In = 800 A	XSUCHFAZZAAAA00000	1SDA103367R1	XSUDHFAZZAAAA00000	1SDA103599R1
	1000		1000	XT7S M 1000 Ekip Touch Meas. LSIG In = 1000 A	XSUEHFAZZAAAA00000	1SDA103368R1	XSUFHFAZZAAAA00000	1SDA103600R1
	1200		1200	XT7S M 1200 Ekip Touch Meas. LSIG In = 1200 A	XSUGHFAZZAAAA00000	1SDA103369R1	XSUHHFAZZAAAA00000	1SDA103601R1

Ordering codes for XT7M

Circuit breakers



XT7 M – circuit breaker

SACE XT7S M (50 kA) Ekip Hi-Touch LSI – Front terminal (F)

Size	lu	Trip unit	In	Type	3 poles		4 poles	
					U.S. ordering code	Global reference number	U.S. ordering code	Global reference number
XT7	800	Ekip Hi-Touch LSI	800	XT7S M 800 Ekip Hi-Touch LSI In = 800A	XSUCJFAZZAAAA00000	1SDA103370R1	XSUDJFAZZAAAA00000	1SDA103602R1
	1000	Ekip Hi-Touch LSI	1000	XT7S M 1000 Ekip Hi-Touch LSI In = 1000A	XSUEJFAZZAAAA00000	1SDA103371R1	XSUFJFAZZAAAA00000	1SDA103603R1
	1200	Ekip Hi-Touch LSI	1200	XT7S M 1200 Ekip Hi-Touch LSI In = 1200A	XSUGJFAZZAAAA00000	1SDA103372R1	XSUHJFAZZAAAA00000	1SDA103604R1

SACE XT7S M (50 kA) Ekip Hi-Touch LSIG – Front terminal (F)

Size	lu	Trip unit	In	Type	3 poles		4 poles	
					U.S. ordering code	Global reference number	U.S. ordering code	Global reference number
XT7	800	Ekip Hi-Touch LSIG	800	XT7S M 800 Ekip Hi-Touch LSIG In = 800A	XSUCLFAZZAAAA00000	1SDA103373R1	XSUDLFAZZAAAA00000	1SDA103605R1
	1000	Ekip Hi-Touch LSIG	1000	XT7S M 1000 Ekip Hi-Touch LSIG In = 1000A	XSUELFAZZAAAA00000	1SDA103374R1	XSUFLFAZZAAAA00000	1SDA103606R1
	1200	Ekip Hi-Touch LSIG	1200	XT7S M 1200 Ekip Hi-Touch LSIG In = 1200A	XSUGLFAZZAAAA00000	1SDA103375R1	XSUHLFAZZAAAA00000	1SDA103607R1

Ordering codes for XT7M

Circuit breakers



XT7 M – circuit breaker

Motor circuit protector (MCP)

SACE XT7S M (50 kA) Ekip M I – Front terminal (F)

Size	Iu	Trip unit	In	Type	3 poles	
					U.S. ordering code	Global reference number
XT7	800	Ekip M I	800	XT7S M 800 Ekip M I In = 800 A	XSUCMFAZZAAAA00000	1SDA103376R1
	1000	Ekip M I	1000	XT7S M 1000 Ekip M I In = 1000 A	XSUEMFAZZAAAA00000	1SDA103377R1
	1200	Ekip M I	1200	XT7S M 1200 Ekip M I In = 1200 A	XSUGMFAZZAAAA00000	1SDA103378R1



XT7 M – circuit breaker

Motor protection circuit breaker (MPCB)

SACE XT7S M (50 kA) Ekip M Touch LRIU – Front terminal (F)

Size	Iu	Trip unit	In	Type	3 poles	
					U.S. ordering code	Global reference number
XT7	800	Ekip M Touch LRIU	800	XT7S M 800 Ekip M Touch LRIU In = 800 A	XSUCNFAZZAAAA00000	1SDA103379R1
	1000	Ekip M Touch LRIU	1000	XT7S M 1000 Ekip M Touch LRIU In = 1000 A	XSUENFAZZAAAA00000	1SDA103380R1
	1200	Ekip M Touch LRIU	1200	XT7S M 1200 Ekip M Touch LRIU In = 1200 A	XSUGNFAZZAAAA00000	1SDA103381R1

Ordering codes for XT7M

Circuit breakers



XT7 M – circuit breaker

Generator protection circuit breaker

SACE XT7S M (50 kA) Ekip G LS/I – Front terminal (F)

Size	Iu	Trip unit	In	Type	3 poles		4 poles	
					U.S. ordering code	Global reference number	U.S. ordering code	Global reference number
XT7	800	Ekip G LS/I	800	XT7S M 800 Ekip G LS/I In = 800A	XSUCPFAZZAAAA00000	1SDA103382R1	XSUDPFAZZAAAA00000	1SDA103608R1
	1000	Ekip G LS/I	1000	XT7S M 1000 Ekip G LS/I In = 1000A	XSUEPFAZZAAAA00000	1SDA103383R1	XSUFPFAZZAAAA00000	1SDA103609R1
	1200	Ekip G LS/I	1200	XT7S M 1200 Ekip G LS/I In = 1200A	XSUGPFAZZAAAA00000	1SDA103384R1	XSUHPFAZZAAAA00000	1SDA103610R1

SACE XT7S M (50 kA) Ekip G Touch LSIG – Front terminal (F)

Size	Iu	Trip unit	In	Type	3 poles		4 poles	
					U.S. ordering code	Global reference number	U.S. ordering code	Global reference number
XT7	800	Ekip G Touch LSIG	800	XT7S M 800 Ekip G Touch LSIG In = 800A	XSUCQFAZZAAAA00000	1SDA101958R1	XSUDQFAZZAAAA00000	1SDA103611R1
	1000	Ekip G Touch LSIG	1000	XT7S M 1000 Ekip G Touch LSIG In = 1000A	XSUEQFAZZAAAA00000	1SDA101959R1	XSUFQFAZZAAAA00000	1SDA103612R1
	1200	Ekip G Touch LSIG	1200	XT7S M 1200 Ekip G Touch LSIG In = 1200A	XSUGQFAZZAAAA00000	1SDA101960R1	XSUHQFAZZAAAA00000	1SDA103613R1

Ordering codes for XT7M

Circuit breakers



XT7 M – circuit breaker

SACE XT7S M (50 kA) Ekip G Hi-Touch LSIG – Front terminal (F)

Size	Iu	Trip unit	In	Type	3 poles		4 poles	
					U.S. ordering code	Global reference number	U.S. ordering code	Global reference number
XT7	800	Ekip G Hi-Touch LSIG	800	XT7S M 800 Ekip G Hi-Touch LSIG In = 800 A	XSUCRFAZZAAAA00000	1SDA103385R1	XSUDRFAZZAAAA00000	1SDA103614R1
	1000	Ekip G Hi-Touch LSIG	1000	XT7S M 1000 Ekip G Hi-Touch LSIG In = 1000 A	XSUERFAZZAAAA00000	1SDA103386R1	XSUFRFAZZAAAA00000	1SDA103615R1
	1200	Ekip G Hi-Touch LSIG	1200	XT7S M 1200 Ekip G Hi-Touch LSIG In = 1200 A	XSUGRFAZZAAAA00000	1SDA103387R1	XSUHRFAZZAAAA00000	1SDA103616R1



XT7 M – circuit breaker

Distribution circuit breaker

SACE XT7H M (65 kA) Ekip LS/I – Front terminal (F)

Size	Iu	Trip unit	In	Type	3 poles		4 poles	
					U.S. ordering code	Global reference number	U.S. ordering code	Global reference number
XT7	800	Ekip LS/I	800	XT7H M 800 Ekip LS/I In = 800 A	XHUCFAZZAAAA00000	1SDA103394R1	XHUDFAZZAAAA00000	1SDA103623R1
	1000	Ekip LS/I	1000	XT7H M 1000 Ekip LS/I In = 1000 A	XHUEFAZZAAAA00000	1SDA103395R1	XHUFFAZZAAAA00000	1SDA103624R1
	1200	Ekip LS/I	1200	XT7H M 1200 Ekip LS/I In = 1200 A	XHUGFAZZAAAA00000	1SDA103396R1	XHUHFAZZAAAA00000	1SDA103625R1

SACE XT7H M (65 kA) Ekip LSI – Front terminal (F)

Size	Iu	Trip unit	In	Type	3 poles		4 poles	
					U.S. ordering code	Global reference number	U.S. ordering code	Global reference number
XT7	800	Ekip LSI	800	XT7H M 800 Ekip LSI In = 800 A	XHUCCFAZZAAAA00000	1SDA103397R1	XHUCFAZZAAAA00000	1SDA103626R1
	1000	Ekip LSI	1000	XT7H M 1000 Ekip LSI In = 1000 A	XHUECFAZZAAAA00000	1SDA103398R1	XHUFCFAZZAAAA00000	1SDA103627R1
	1200	Ekip LSI	1200	XT7H M 1200 Ekip LSI In = 1200 A	XHUGCFAZZAAAA00000	1SDA103399R1	XHUHCFZZAAAA00000	1SDA103628R1

Ordering codes for XT7M

Circuit breakers



XT7 M – circuit breaker

SACE XT7H M (65 kA) Ekip LSIG – Front terminal (F)

Size	Iu	Trip unit	In	Type	3 poles		4 poles	
					U.S. ordering code	Global reference number	U.S. ordering code	Global reference number
XT7	800	Ekip LSIG	800	XT7H M 800 Ekip LSIG In = 800A	XHUCDFAZZAAAA00000	1SDA103400R1	XHUDDFAZZAAAA00000	1SDA103629R1
					XHUEDFAZZAAAA00000	1SDA103401R1	XHUFDFAZZAAAA00000	1SDA103630R1
					XHUGDFAZZAAAA00000	1SDA103402R1	XHUHDFAZZAAAA00000	1SDA103631R1
1000	Ekip LSIG	1000	XT7H M 1000 Ekip LSIG In = 1000A	XHUEDFAZZAAAA00000	1SDA103401R1	XHUFDFAZZAAAA00000	1SDA103630R1	
				XHUGDFAZZAAAA00000	1SDA103402R1	XHUHDFAZZAAAA00000	1SDA103631R1	
				XHUEDFAZZAAAA00000	1SDA103401R1	XHUFDFAZZAAAA00000	1SDA103630R1	
1200	Ekip LSIG	1200	XT7H M 1200 Ekip LSIG In = 1200A	XHUGDFAZZAAAA00000	1SDA103402R1	XHUHDFAZZAAAA00000	1SDA103631R1	
				XHUEDFAZZAAAA00000	1SDA103401R1	XHUFDFAZZAAAA00000	1SDA103630R1	
				XHUCDFAZZAAAA00000	1SDA103400R1	XHUDDFAZZAAAA00000	1SDA103629R1	

SACE XT7H M (65 kA) Ekip LIG – Front terminal (F)

Size	Iu	Trip unit	In	Type	3 poles		4 poles	
					U.S. ordering code	Global reference number	U.S. ordering code	Global reference number
XT7	800	Ekip LIG	800	XT7H M 800 Ekip LIG In = 800A	XHUCBFAZZAAAA00000	1SDA103436R1	XHUBFAZZAAAA00000	1SDA103662R1
					XHUEBFAZZAAAA00000	1SDA103437R1	XHUFBFAZZAAAA00000	1SDA103663R1
					XHUGBFAZZAAAA00000	1SDA103438R1	XHUHBFZZAAAA00000	1SDA103664R1
1000	Ekip LIG	1000	XT7H M 1000 Ekip LIG In = 1000A	XHUEBFAZZAAAA00000	1SDA103437R1	XHUFBFAZZAAAA00000	1SDA103663R1	
				XHUCBFAZZAAAA00000	1SDA103436R1	XHUBFAZZAAAA00000	1SDA103662R1	
				XHUGBFAZZAAAA00000	1SDA103438R1	XHUHBFZZAAAA00000	1SDA103664R1	
1200	Ekip LIG	1200	XT7H M 1200 Ekip LIG In = 1200A	XHUGBFAZZAAAA00000	1SDA103438R1	XHUHBFZZAAAA00000	1SDA103664R1	
				XHUEBFAZZAAAA00000	1SDA103437R1	XHUFBFAZZAAAA00000	1SDA103663R1	
				XHUCBFAZZAAAA00000	1SDA103436R1	XHUBFAZZAAAA00000	1SDA103662R1	

SACE XT7H M (65 kA) Ekip Touch LSI – Front terminal (F)

Size	Iu	Trip unit	In	Type	3 poles		4 poles	
					U.S. ordering code	Global reference number	U.S. ordering code	Global reference number
XT7	800	Ekip Touch LSI	800	XT7H M 800 Ekip Touch LSI In = 800A	XHUCEFAZZAAAA00000	1SDA103403R1	XHUDEFAZZAAAA00000	1SDA103632R1
					XHUUEFAZZAAAA00000	1SDA103404R1	XHUFEFAZZAAAA00000	1SDA103633R1
					XHUGEFAZZAAAA00000	1SDA103405R1	XHUHEFAZZAAAA00000	1SDA103634R1
1000	Ekip Touch LSI	1000	XT7H M 1000 Ekip Touch LSI In = 1000A	XHUUEFAZZAAAA00000	1SDA103404R1	XHUFEFAZZAAAA00000	1SDA103633R1	
				XHUCEFAZZAAAA00000	1SDA103403R1	XHUDEFAZZAAAA00000	1SDA103632R1	
				XHUGEFAZZAAAA00000	1SDA103405R1	XHUHEFAZZAAAA00000	1SDA103634R1	
1200	Ekip Touch LSI	1200	XT7H M 1200 Ekip Touch LSI In = 1200A	XHUGEFAZZAAAA00000	1SDA103405R1	XHUHEFAZZAAAA00000	1SDA103634R1	
				XHUUEFAZZAAAA00000	1SDA103404R1	XHUFEFAZZAAAA00000	1SDA103633R1	
				XHUCEFAZZAAAA00000	1SDA103403R1	XHUDEFAZZAAAA00000	1SDA103632R1	

Ordering codes for XT7M

Circuit breakers



XT7 M – circuit breaker

SACE XT7H M (65 kA) Ekip Touch LSI – Front terminal (F)

Size	Iu	Trip unit	In	Type	3 poles		4 poles	
					U.S. ordering code	Global reference number	U.S. ordering code	Global reference number
XT7	800	Ekip Touch LSI	800	XT7H M 800 Ekip Touch LSI In = 800 A	XHUCFFAZZAAAA00000	1SDA103406R1	XHUFFFAZZAAAA00000	1SDA103635R1
					XHUEFFAZZAAAA00000	1SDA103407R1	XHUFFFAZZAAAA00000	1SDA103636R1
					XHUGFFAZZAAAA00000	1SDA103408R1	XHUFFFAZZAAAA00000	1SDA103637R1

SACE XT7H M (65 kA) Ekip Touch Measuring LSI – Front terminal (F)

Size	Iu	Trip unit	In	Type	3 poles		4 poles	
					U.S. ordering code	Global reference number	U.S. ordering code	Global reference number
XT7	800	Ekip Touch Meas. LSI	800	XT7H M 800 Ekip Touch Meas. LSI In = 800 A	XHUCGFAZZAAAA00000	1SDA103409R1	XHUDGFAZZAAAA00000	1SDA103638R1
					XHUEGFAZZAAAA00000	1SDA103410R1	XHUGGFAZZAAAA00000	1SDA103639R1
					XHUGGFAZZAAAA00000	1SDA103411R1	XHUGGFAZZAAAA00000	1SDA103640R1

Ordering codes for XT7M

Circuit breakers



XT7 M – circuit breaker

SACE XT7H M (65 kA) Ekip Touch Measuring LSIG – Front terminal (F)

Size	Iu	Trip unit	In	Type	3 poles	
					U.S. ordering code	Global reference number
XT7	800	Ekip Touch Meas. LSIG	800	XT7H M 800	XHUDHFAZZAAAA00000	1SDA103641R1
				Ekip Touch Meas. LSIG	1SDA103412R1	
				In = 800A		
1000	Ekip Touch Meas. LSIG	1000	XT7H M 1000	XHUFHFAZZAAAA00000	1SDA103642R1	
			Ekip Touch Meas. LSIG	1SDA103413R1		
			In = 1000A			
1200	Ekip Touch Meas. LSIG	1200	XT7H M 1200	XHUHHFAZZAAAA00000	1SDA103643R1	
			Ekip Touch Meas. LSIG	1SDA103414R1		
			In = 1200A			

SACE XT7H M (65 kA) Ekip Hi-Touch LSI – Front terminal (F)

Size	Iu	Trip unit	In	Type	3 poles		4 poles	
					U.S. ordering code	Global reference number	U.S. ordering code	Global reference number
XT7	800	Ekip Hi-Touch LSI	800	XT7H M 800	XHUCJFAZZAAAA00000	1SDA103415R1	XHUDJFAZZAAAA00000	1SDA103644R1
				Ekip Hi-Touch LSI In = 800A				
1000	Ekip Hi-Touch LSI	1000	XT7H M 1000	XHUEJFAZZAAAA00000	1SDA103416R1	XHUFJFAZZAAAA00000	1SDA103645R1	
			Ekip Hi-Touch LSI In = 1000A					
1200	Ekip Hi-Touch LSI	1200	XT7H M 1200	XHUGJFAZZAAAA00000	1SDA103417R1	XHUHJFAZZAAAA00000	1SDA103646R1	
			Ekip Hi-Touch LSI In = 1200A					

Ordering codes for XT7M

Circuit breakers



XT7 M – circuit breaker

SACE XT7H M (65 kA) Ekip Hi-Touch LSIG – Front terminal (F)

Size	Iu	Trip unit	In	Type	3 poles		4 poles	
					U.S. ordering code	Global reference number	U.S. ordering code	Global reference number
XT7	800	Ekip Hi-Touch LSIG	800	XT7H M 800 Ekip Hi-Touch LSIG In = 800 A	XHUCLFAZZAAAA00000	1SDA103418R1	XHUDLFAZZAAAA00000	1SDA103647R1
	1000	Ekip Hi-Touch LSIG	1000	XT7H M 1000 Ekip Hi-Touch LSIG In = 1000 A	XHUELFAZZAAAA00000	1SDA103419R1	XHUFLFAZZAAAA00000	1SDA103648R1
	1200	Ekip Hi-Touch LSIG	1200	XT7H M 1200 Ekip Hi-Touch LSIG In = 1200 A	XHUGLFAZZAAAA00000	1SDA103420R1	XHUHLFAZZAAAA00000	1SDA103649R1

Motor circuit protector (MCP)

SACE XT7H M (65 kA) Ekip M I – Front terminal (F)

Size	Iu	Trip unit	In	Type	3 poles	
					U.S. ordering code	Global reference number
XT7	800	Ekip M I	800	XT7H M 800 Ekip M I In = 800 A	XHUCMFAZZAAAA00000	1SDA103421R1
	1000	Ekip M I	1000	XT7H M 1000 Ekip M I In = 1000 A	XHUEMFAZZAAAA00000	1SDA103422R1
	1200	Ekip M I	1200	XT7H M 1200 Ekip M I In = 1200 A	XHUGMFAZZAAAA00000	1SDA103423R1



XT7 M – circuit breaker

Ordering codes for XT7M

Circuit breakers



XT7 M – circuit breaker

Motor protection circuit breaker (MPCB)

SACE XT7H M (65 kA) Ekip M Touch LRIU – Front terminal (F)

Size	Iu	Trip unit	In	Type	3 poles	
					U.S. ordering code	Global reference number
XT7	800	Ekip M Touch LRIU	800	XT7H M 800 Ekip M Touch LRIU In = 800A	XHUCNFAZZAAAA00000	1SDA103424R1
	1000	Ekip M Touch LRIU	1000	XT7H M 1000 Ekip M Touch LRIU In = 1000A	XHUENFAZZAAAA00000	1SDA103425R1
	1200	Ekip M Touch LRIU	1200	XT7H M 1200 Ekip M Touch LRIU In = 1200A	XHUGNFAZZAAAA00000	1SDA103426R1



XT7 M – circuit breaker

Generator protection circuit breaker

SACE XT7H M (65 kA) Ekip G LS/I – Front terminal (F)

Size	Iu	Trip unit	In	Type	3 poles		4 poles	
					U.S. ordering code	Global reference number	U.S. ordering code	Global reference number
XT7	800	Ekip G LS/I	800	XT7H M 800 Ekip G LS/I In = 800A	XHUCPFAZZAAAA00000	1SDA103427R1	XHUDPFAZZAAAA00000	1SDA103650R1
	1000	Ekip G LS/I	1000	XT7H M 1000 Ekip G LS/I In = 1000A	XHUEPFAZZAAAA00000	1SDA103428R1	XHUPPFAZZAAAA00000	1SDA103651R1
	1200	Ekip G LS/I	1200	XT7H M 1200 Ekip G LS/I In = 1200A	XHUGPFAZZAAAA00000	1SDA103429R1	XHUHPFAZZAAAA00000	1SDA103652R1

SACE XT7H M (65 kA) Ekip G Touch LSIG – Front terminal (F)

Size	Iu	Trip unit	In	Type	3 poles		4 poles	
					U.S. ordering code	Global reference number	U.S. ordering code	Global reference number
XT7	800	Ekip G Touch LSIG	800	XT7H M 800 Ekip G Touch LSIG In = 800A	XHUCQFAZZAAAA00000	1SDA101961R1	XHUDQFAZZAAAA00000	1SDA103653R1
	1000	Ekip G Touch LSIG	1000	XT7H M 1000 Ekip G Touch LSIG In = 1000A	XHUEQFAZZAAAA00000	1SDA101962R1	XHUFQFAZZAAAA00000	1SDA103654R1
	1200	Ekip G Touch LSIG	1200	XT7H M 1200 Ekip G Touch LSIG In = 1200A	XHUGQFAZZAAAA00000	1SDA101963R1	XHUHQFAZZAAAA00000	1SDA103655R1

Ordering codes for XT7M

Circuit breakers



XT7 M – circuit breaker

SACE XT7H M (65 kA) Ekip G Hi-Touch LSIG – Front terminal (F)

Size	Iu	Trip unit	In	Type	3 poles		4 poles	
					U.S. ordering code	Global reference number	U.S. ordering code	Global reference number
XT7	800	Ekip G Hi-Touch LSIG	800	XT7H M 800 Ekip G Hi-Touch LSIG In = 800 A	XHUCRFAZZAAAA00000	1SDA103430R1	XHUDRFAZZAAAA00000	1SDA103656R1
	1000	Ekip G Hi-Touch LSIG	1000	XT7H M 1000 Ekip G Hi-Touch LSIG In = 1000 A	XHUERFAZZAAAA00000	1SDA103431R1	XHUFRAZZAAAA00000	1SDA103657R1
	1200	Ekip G Hi-Touch LSIG	1200	XT7H M 1200 Ekip G Hi-Touch LSIG In = 1200 A	XHUGRFAZZAAAA00000	1SDA103432R1	XHUHRFAZZAAAA00000	1SDA103658R1

Distribution circuit breaker



XT7 M – circuit breaker

SACE XT7L M (100 kA) Ekip LS/I – Front terminal (F)

Size	Iu	Trip unit	In	Type	3 poles		4 poles	
					U.S. ordering code	Global reference number	U.S. ordering code	Global reference number
XT7	800	Ekip LS/I	800	XT7L M 800 Ekip LS/I In = 800 A	XLUCFAZZAAAA00000	1SDA103439R1	XLUDFAZZAAAA00000	1SDA103665R1
	1000	Ekip LS/I	1000	XT7L M 1000 Ekip LS/I In = 1000 A	XLUEFAZZAAAA00000	1SDA103440R1	XLUFFAZZAAAA00000	1SDA103666R1
	1200	Ekip LS/I	1200	XT7L M 1200 Ekip LS/I In = 1200 A	XLUGFAZZAAAA00000	1SDA103441R1	XLUHFAZZAAAA00000	1SDA103667R1

SACE XT7L M (100 kA) Ekip LSI – Front terminal (F)

Size	Iu	Trip unit	In	Type	3 poles		4 poles	
					U.S. ordering code	Global reference number	U.S. ordering code	Global reference number
XT7	800	Ekip LSI	800	XT7L M 800 Ekip LSI In = 800 A	XLUCFAZZAAAA00000	1SDA103442R1	XLUDCFZZAAAA00000	1SDA103668R1
	1000	Ekip LSI	1000	XT7L M 1000 Ekip LSI In = 1000 A	XLUECFZZAAAA00000	1SDA103443R1	XLUFCFZZAAAA00000	1SDA103669R1
	1200	Ekip LSI	1200	XT7L M 1200 Ekip LSI In = 1200 A	XLUGCFZZAAAA00000	1SDA103444R1	XLUHCFZZAAAA00000	1SDA103670R1

Ordering codes for XT7M

Circuit breakers



XT7 M – circuit breaker

SACE XT7L M (100 kA) Ekip LSIG – Front terminal (F)

Size	Iu	Trip unit	In	Type	3 poles		4 poles	
					U.S. ordering code	Global reference number	U.S. ordering code	Global reference number
XT7	800	Ekip LSIG	800	XT7L M 800 Ekip LSIG In = 800A	XLUCDFAZZAAAA00000	1SDA103445R1	XLUDDFAZZAAAA00000	1SDA103671R1
					XLUEDFAZZAAAA00000	1SDA103446R1	XLUFDFAZZAAAA00000	1SDA103672R1
					XLUGDFAZZAAAA00000	1SDA103447R1	XLUHDFAZZAAAA00000	1SDA103673R1
	1000	Ekip LSIG	1000	XT7L M 1000 Ekip LSIG In = 1000A				
	1200	Ekip LSIG	1200	XT7L M 1200 Ekip LSIG In = 1200A				

SACE XT7L M (100 kA) Ekip LIG – Front terminal (F)

Size	Iu	Trip unit	In	Type	3 poles		4 poles	
					U.S. ordering code	Global reference number	U.S. ordering code	Global reference number
XT7	800	Ekip LIG	800	XT7L M 800 Ekip LIG In = 800A	XLUCBFAZZAAAA00000	1SDA103484R1	XLUBBFAZZAAAA00000	1SDA103704R1
					XLUEBFAZZAAAA00000	1SDA103485R1	XLUBBFAZZAAAA00000	1SDA103705R1
					XLUGBFAZZAAAA00000	1SDA103486R1	XLUBBFAZZAAAA00000	1SDA103706R1
	1000	Ekip LIG	1000	XT7L M 1000 Ekip LIG In = 1000A				
	1200	Ekip LIG	1200	XT7L M 1200 Ekip LIG In = 1200A				

SACE XT7L M (100 kA) Ekip Touch LSI – Front terminal (F)

Size	Iu	Trip unit	In	Type	3 poles		4 poles	
					U.S. ordering code	Global reference number	U.S. ordering code	Global reference number
XT7	800	Ekip Touch LSI	800	XT7L M 800 Ekip Touch LSI In = 800A	XLUCEFAZZAAAA00000	1SDA103448R1	XLUDEFAZZAAAA00000	1SDA103674R1
					XLUEEFAZZAAAA00000	1SDA103449R1	XLUFEFZZAAAA00000	1SDA103675R1
					XLUGEFAZZAAAA00000	1SDA103450R1	XLUHEFAZZAAAA00000	1SDA103676R1
	1000	Ekip Touch LSI	1000	XT7L M 1000 Ekip Touch LSI In = 1000A				
	1200	Ekip Touch LSI	1200	XT7L M 1200 Ekip Touch LSI In = 1200A				

Ordering codes for XT7M

Circuit breakers



XT7 M – circuit breaker

SACE XT7L M (100 kA) Ekip Touch LSIG – Front terminal (F)

Size	Iu	Trip unit	In	Type	3 poles		4 poles	
					U.S. ordering code	Global reference number	U.S. ordering code	Global reference number
XT7	800	Ekip Touch LSIG	800	XT7L M 800 Ekip Touch LSIG In = 800 A	XLUCFFAZZAAAA00000	1SDA103451R1	XLUDFFAZZAAAA00000	1SDA103677R1
					XLUEFFAZZAAAA00000	1SDA103452R1	XLUFFFAZZAAAA00000	1SDA103678R1
					XLUGFFAZZAAAA00000	1SDA103453R1	XLUHFFAZZAAAA00000	1SDA103679R1

SACE XT7L M (100 kA) Ekip Touch Measuring LSI – Front terminal (F)

Size	Iu	Trip unit	In	Type	3 poles		4 poles	
					U.S. ordering code	Global reference number	U.S. ordering code	Global reference number
XT7	800	Ekip Touch Meas. LSI	800	XT7L M 800 Ekip Touch Meas. LSI In = 800 A	XLUCGFAZZAAAA00000	1SDA103454R1	XLUDGFAZZAAAA00000	1SDA103680R1
					XLUEGFAZZAAAA00000	1SDA103455R1	XLUGGFAZZAAAA00000	1SDA103681R1
					XLUGGFAZZAAAA00000	1SDA103456R1	XLUHGFAZZAAAA00000	1SDA103682R1

SACE XT7L M (100 kA) Ekip Touch Measuring LSIG – Front terminal (F)

Size	Iu	Trip unit	In	Type	3 poles		4 poles	
					U.S. ordering code	Global reference number	U.S. ordering code	Global reference number
XT7	800	Ekip Touch Meas. LSIG	800	XT7L M 800 Ekip Touch Meas. LSIG In = 800 A	XLUCHFAZZAAAA00000	1SDA103457R1	XLUDHFAZZAAAA00000	1SDA103683R1
					XLUEHFAZZAAAA00000	1SDA103458R1	XLUFHFAZZAAAA00000	1SDA103684R1
					XLUGHFAZZAAAA00000	1SDA103459R1	XLUHHFAZZAAAA00000	1SDA103685R1

Ordering codes for XT7M

Circuit breakers



XT7 M – circuit breaker

SACE XT7L M (100 kA) Ekip Hi-Touch LSI – Front terminal (F)

Size	Iu	Trip unit	Type	3 poles		4 poles	
				U.S. ordering code	Global reference number	U.S. ordering code	Global reference number
XT7	800	Ekip Hi-Touch 800 LSI	XT7L M 800 Ekip Hi-Touch LSI In = 800A	XLUCJFAZZAAAA00000	1SDA103460R1	XLUDJFAZZAAAA00000	1SDA103686R1
	1000	Ekip Hi-Touch 1000 LSI	XT7L M 1000 Ekip Hi-Touch LSI In = 1000A	XLUEJFAZZAAAA00000	1SDA103461R1	XLUFJFAZZAAAA00000	1SDA103687R1
	1200	Ekip Hi-Touch 1200 LSI	XT7L M 1200 Ekip Hi-Touch LSI In = 1200A	XLUGJFAZZAAAA00000	1SDA103462R1	XLUHJFAZZAAAA00000	1SDA103688R1

SACE XT7L M (100 kA) Ekip Hi-Touch LSIG – Front terminal (F)

Size	Iu	Trip unit	In	Type	3 poles		4 poles	
					U.S. ordering code	Global reference number	U.S. ordering code	Global reference number
XT7	800	Ekip Hi-Touch 800 LSIG		XT7L M 800 Ekip Hi-Touch LSIG In = 800A	XLUCLFAZZAAAA00000	1SDA103463R1	XLUDLFAZZAAAA00000	1SDA103689R1
	1000	Ekip Hi-Touch 1000 LSIG		XT7L M 1000 Ekip Hi-Touch LSIG In = 1000A	XLUELFAZZAAAA00000	1SDA103464R1	XLUFLFAZZAAAA00000	1SDA103690R1
	1200	Ekip Hi-Touch 1200 LSIG		XT7L M 1200 Ekip Hi-Touch LSIG In = 1200A	XLUGLFAZZAAAA00000	1SDA103465R1	XLUHLFAZZAAAA00000	1SDA103691R1

Ordering codes for XT7M

Circuit breakers



XT7 M – circuit breaker

Motor circuit protector (MCP)

SACE XT7L M (100 kA) Ekip M Dip I – Front terminal (F)

Size	Iu	Trip unit	In	Type	3 poles	
					U.S. ordering code	Global reference number
XT7	800	Ekip M Dip I	800	XT7L M 800 Ekip M Dip I In = 800 A	XLUCMFAZZAAAA00000	1SDA103466R1
	1000	Ekip M Dip I	1000	XT7L M 1000 Ekip M Dip I In = 1000 A	XLUEMFAZZAAAA00000	1SDA103467R1
	1200	Ekip M Dip I	1200	XT7L M 1200 Ekip M Dip I In = 1200 A	XLUGMFAZZAAAA00000	1SDA103468R1



XT7 M – circuit breaker

Motor protection circuit breaker (MPCB)

SACE XT7L M (100 kA) Ekip M Touch LRIU – Front terminal (F)

Size	Iu	Trip unit	In	Type	3 poles	
					U.S. ordering code	Global reference number
XT7	800	Ekip M Touch LRIU	800	XT7L M 800 Ekip M Touch LRIU In = 800 A	XLUCNFAZZAAAA00000	1SDA103469R1
	1000	Ekip M Touch LRIU	1000	XT7L M 1000 Ekip M Touch LRIU In = 1000 A	XLUENFAZZAAAA00000	1SDA103470R1
	1200	Ekip M Touch LRIU	1200	XT7L M 1200 Ekip M Touch LRIU In = 1200 A	XLUGNFAZZAAAA00000	1SDA103471R1

Ordering codes for XT7M

Circuit breakers



XT7 M – circuit breaker

Generator protection circuit breaker

SACE XT7L M (100 kA) Ekip G Dip LS/I – Front terminal (F)

Size	Iu	Trip unit	In	Type	3 poles		4 poles	
					U.S. ordering code	Global reference number	U.S. ordering code	Global reference number
XT7	800	Ekip G Dip LS/I	800	XT7L M 800 Ekip G Dip LS/I In = 800A	XLUCPFAZZAAAA00000	1SDA103472R1	XLUDPFAZZAAAA00000	1SDA103692R1
	1000	Ekip G Dip LS/I	1000	XT7L M 1000 Ekip G Dip LS/I In = 1000A	XLUEPFAZZAAAA00000	1SDA103473R1	XLUFPFAZZAAAA00000	1SDA103693R1
	1200	Ekip G Dip LS/I	1200	XT7L M 1200 Ekip G Dip LS/I In = 1200A	XLUGPFAZZAAAA00000	1SDA103474R1	XLUHPFAZZAAAA00000	1SDA103694R1

SACE XT7L M (100 kA) Ekip G Touch L SIG – Front terminal (F)

Size	Iu	Trip unit	In	Type	3 poles		4 poles	
					U.S. ordering code	Global reference number	U.S. ordering code	Global reference number
XT7	800	Ekip G Touch L SIG	800	XT7L M 800 Ekip G Touch L SIG In = 800A	XLUCQFAZZAAAA00000	1SDA103475R1	XLUDQFAZZAAAA00000	1SDA103695R1
	1000	Ekip G Touch L SIG	1000	XT7L M 1000 Ekip G Touch L SIG In = 1000A	XLUEQFAZZAAAA00000	1SDA103476R1	XLUFQFAZZAAAA00000	1SDA103696R1
	1200	Ekip G Touch L SIG	1200	XT7L M 1200 Ekip G Touch L SIG In = 1200A	XLUGQFAZZAAAA00000	1SDA103477R1	XLUHQFAZZAAAA00000	1SDA103697R1

SACE XT7L M (100 kA) Ekip G Hi-Touch L SIG – Front terminal (F)

Size	Iu	Trip unit	In	Type	3 poles		4 poles	
					U.S. ordering code	Global reference number	U.S. ordering code	Global reference number
XT7	800	Ekip G Hi-Touch L SIG	800	XT7L M 800 Ekip G Hi-Touch L SIG In = 800A	XLUCRFAZZAAAA00000	1SDA103478R1	XLUDRFAZZAAAA00000	1SDA103698R1
	1000	Ekip G Hi-Touch L SIG	1000	XT7L M 1000 Ekip G Hi-Touch L SIG In = 1000A	XLUERFAZZAAAA00000	1SDA103479R1	XLUFRFAZZAAAA00000	1SDA103699R1
	1200	Ekip G Hi-Touch L SIG	1200	XT7L M 1200 Ekip G Hi-Touch L SIG In = 1200A	XLUGRFAZZAAAA00000	1SDA103480R1	XLUHRFAZZAAAA00000	1SDA103700R1

Ordering codes for XT7M

Circuit breakers



XT7 M – circuit breaker

Molded case switches

SACE XT7D/XT7D M – MCS

Size	Iu	Type	3 poles		4 poles	
			U.S. ordering code	Global reference number	U.S. ordering code	Global reference number
XT7	1000	XT7S-D 1000	XT7SU310DDFF000XXX	1SDA103791R1	XT7SU410DDFF000XXX	1SDA103797R1
		XT7H-D 1000	XT7HU310DDFF000XXX	1SDA103793R1	XT7HU410DDFF000XXX	1SDA103799R1
		XT7L-D 1000	XT7LU310DDFF000XXX	1SDA103795R1	XT7LU410DDFF000XXX	1SDA103801R1
	1200	XT7S-D 1200	XT7SU312EDFF000XXX	1SDA103792R1	XT7SU412EDFF000XXX	1SDA103798R1
		XT7H-D 1200	XT7HU312EDFF000XXX	1SDA103794R1	XT7HU412EDFF000XXX	1SDA103800R1
		XT7L-D 1200	XT7LU312EDFF000XXX	1SDA103796R1	XT7LU412EDFF000XXX	1SDA103802R1
XT7 M1000	1000	XT7S-D M 1000	XSUESFAZZAAAA00000	1SDA103803R1	XSUFSFAZZAAAA00000	1SDA103809R1
		XT7H-D M 1000	XHUESFAZZAAAA00000	1SDA103805R1	XHUFSFAZZAAAA00000	1SDA103811R1
		XT7L-D M 1000	XLUESFAZZAAAA00000	1SDA103807R1	XLUFSFAZZAAAA00000	1SDA103813R1
	1200	XT7S-D M 1200	XSUGSFAZZAAAA00000	1SDA103804R1	XSUHSFAZZAAAA00000	1SDA103810R1
		XT7H-D M 1200	XHUGSFAZZAAAA00000	1SDA103806R1	XHUHSFAZZAAAA00000	1SDA103812R1
		XT7L-D M 1200	XLUGSFAZZAAAA00000	1SDA103808R1	XLUHSFAZZAAAA00000	1SDA103814R1

Ordering codes for accessories

Execution and installation



Fixed part of plug-in circuit breaker

Fixed parts

Fixed part of plug-in (P) circuit breaker

Size	Type	3 poles		4 poles	
		U.S. ordering code	Global reference number	U.S. ordering code	Global reference number
XT1	P FP EF	KXT1PFPEF-3	1SDA068183R1	KXT1PFPEF-4	1SDA068185R1
XT1	P FP HR/VR (1)	KXT1EPFPHR-3	1SDA068184R1	KXT1EPFPHR-4	1SDA068186R1
XT2	P FP EF	KXT2PFPEF-3	1SDA068187R1	KXT2PFPEF-4	1SDA068190R1
XT2	P FP HR/VR (1) (2)	KXT2EPFPHR-3	1SDA068189R1	KXT2EPFPHR-4	1SDA068191R1
XT3	P FP EF	KXT3PFPEF-3	1SDA068192R1	KXT3PFPEF-4	1SDA068194R1
XT3	P FP HR/VR (1)	KXT3EPFPHR-3	1SDA068193R1	KXT3EPFPHR-4	1SDA068195R1
XT4	P FP EF	KXT4PFPEF-3	1SDA068196R1	KXT4PFPEF-4	1SDA068198R1
XT4	P FP HR/VR (1) (2)	KXT4EPFPHR-3	1SDA068197R1	KXT4EPFPHR-4	1SDA068199R1
XT5	P FP 400A EF	KXT5UPFPEF4-3	1SDA104669R1	KXT5UPFPEF4-4	1SDA104673R1
XT5	P FP 400A HR/HR	KXT5UPFPHR4-3	1SDA104671R1	KXT5UPFPHR4-4	1SDA104675R1
XT5	P FP 400A VR/VR	KXT5UPFPVR4-3	1SDA112962R1	KXT5UPFPVR4-4	1SDA112964R1
XT5	P FP 630A EF	KXT5DPFPEF6-3	1SDA104676R1	KXT5DPFPEF6-4	1SDA104679R1
XT5	P FP 630A HR	KXT5DPFPHR6-3	1SDA104677R1	KXT5DPFPHR6-4	1SDA104680R1
XT5	P FP 630A VR	KXT5DPFPVR6-3	1SDA104678R1	KXT5DPFPVR6-4	1SDA104681R1

(1) The terminals are factory-mounted in the horizontal position (HR)

(2) Not UL Listed

Fixed part of plug-in (P) frame configurable

Size	Type	3 poles		4 poles	
		U.S. ordering code	Global reference number	U.S. ordering code	Global reference number
XT5	P FP 400A frame configurable	Factory installed only	1SDA112953R1	Factory installed only	1SDA112954R1
XT5	P FP 630A frame configurable	Factory installed only	1SDA112955R1	Factory installed only	1SDA112956R1

Ordering codes for accessories

Execution and installation



— Fixed part of withdrawable circuit breaker



— Fixed part of withdrawable XT7-XT7 M

Fixed part of withdrawable (W) circuit breaker

Size	Type	3 poles		4 poles	
		U.S. ordering code	Global reference number	U.S. ordering code	Global reference number
XT2	W FP EF	KXT2WFPEF-3	1SDA068200R1	KXT2WFPEF-4	1SDA068202R1
XT2	W FP HR/VR (1)	KXT2EWFPHR-3	1SDA068201R1	KXT2EWFPHR-4	1SDA068203R1
XT4	W FP EF	KXT4WFPEF-3	1SDA068204R1	KXT4WFPEF-4	1SDA068206R1
XT4	W FP HR/VR (1)	KXT4EWFPHR-3	1SDA068205R1	KXT4EWFPHR-4	1SDA068207R1
XT5	W FP 400A EF	KXT5UWFPEF4-3	1SDA104683R1	KXT5UWFPEF4-4	1SDA104687R1
XT5	W FP 400A HR/HR	KXT5UWFPHR4-3	1SDA104685R1	KXT5UWFPHR4-4	1SDA104689R1
XT5	W FP 400A VR/VR	KXT5UWFVPR4-3	1SDA112966R1	KXT5UWFVPR4-4	1SDA112968R1
XT5	W FP 630A EF	KXT5DWFPEF6-3	1SDA104690R1	KXT5DWFPEF6-4	1SDA104693R1
XT5	W FP 630A HR	KXT5DWFPHR6-3	1SDA104691R1	KXT5DWFPHR6-4	1SDA104694R1
XT5	W FP 630A VR	KXT5DWFVPR6-3	1SDA104692R1	KXT5DWFVPR6-4	1SDA104695R1
XT6	W FP EF	KXT6DWFPEFF-3	1SDA104696R1	KXT6DWFPEFF-4	1SDA104699R1
XT6	W FP HR	KXT6DWFPHRF-3	1SDA104697R1	KXT6DWFPHRF-4	1SDA104700R1
XT6	W FP VR	KXT6DWFVRF-3	1SDA104698R1	KXT6DWFVRF-4	1SDA104701R1
XT7-XT7 M	W FP EF	KXT7DWFPEFF-3	1SDA104702R1	KXT7DWFPEFF-4	1SDA104704R1
XT7-XT7 M	W FP HR	KXT7DWFPHRF-3	1SDA104703R1	KXT7DWFPHRF-4	1SDA104705R1

Fixed part of withdrawable (W) frame configurable

Size	Type	3 poles		4 poles	
		U.S. ordering code	Global reference number	U.S. ordering code	Global reference number
XT5	W FP 400A frame configurable	Factory installed only	1SDA112957R1	Factory installed only	1SDA112958R1
XT5	W FP 630A frame configurable	Factory installed only	1SDA112959R1	Factory installed only	1SDA112960R1
XT6	W FP XT6 frame configurable	Factory installed only	1SDA112969R1	Factory installed only	1SDA112970R1

Conversion kit

Conversion kit to convert circuit breaker from fixed to moving part of a plug-in unit

Size	Type	3 poles		4 poles	
		U.S. ordering code	Global reference number	U.S. ordering code	Global reference number
XT1	P MP Kit	KXT1PMP-3	1SDA066276R1	KXT1PMP-4	1SDA066277R1
XT2	P MP Kit	KXT2PMP-3	1SDA066278R1	KXT2PMP-4	1SDA066279R1
XT3	P MP Kit	KXT3PMP-3	1SDA066280R1	KXT3PMP-4	1SDA066281R1
XT4	P MP Kit	KXT4PMP-3	1SDA066282R1	KXT4PMP-4	1SDA066283R1
XT5	P MP Kit 400A	KXT5PMP400-3	1SDA104707R1	KXT5PMP400-4	1SDA104708R1
XT5	P MP Kit 630A	KXT5PMP600-3	1SDA104709R1	KXT5PMP600-4	1SDA104710R1

Ordering codes for accessories

Execution and installation



Conversion kit for turning a fixed circuit breaker into the moving part of a plug-in circuit breaker



Conversion kit for turning a fixed circuit breaker into the moving part of a withdrawable circuit breaker



Conversion kit for turning a fixed part of a plug-in version into a fixed part of a withdrawable version circuit breaker

Conversion kit to convert circuit breaker from fixed to moving part of a withdrawable unit

Size	Type	3 poles		4 poles	
		U.S. ordering code	Global reference number	U.S. ordering code	Global reference number
XT2	W MP kit	KXT2WMP-3	1SDA066284R1	KXT2WMP-4	1SDA066285R1
XT4	W MP kit	KXT4WMP-3	1SDA066286R1	KXT4WMP-4	1SDA066287R1
XT5	W MP kit 400A	KXT5WMP400-3	1SDA104711R1	KXT5WMP400-4	1SDA104712R1
XT5	W MP kit 630A	KXT5WMP600-3	1SDA104713R1	KXT5WMP600-4	1SDA104714R1
XT6	W MP kit	KXT6WMP-3	1SDA104715R1	KXT6WMP-4	1SDA104716R1
XT7-XT7 M	W MP kit	KXT7WMP-3	1SDA104717R1	KXT7WMP-4	1SDA104718R1

Conversion kit to convert circuit breaker fixed part from plug-in to a withdrawable unit

Size	Type	U.S. ordering code	Global reference number
XT2	XT2 FP P>W kit	KXT2FPPtoFPW	1SDA066288R1
XT4	XT4 FP P>W kit	KXT4FPPtoFPW	1SDA066289R1
XT5	XT5 FP P>W kit	KXT5FPPtoFPW	1SDA104706R1

Conversion kit to convert an RC from fixed to a plug-in unit

Size	Type	U.S. ordering code	Global reference number
XT2	XT2 P MP RC Sel 4p kit	KXT2EPMPRC-4	1SDA066290R1
XT4	XT4 P MP RC Sel 4p kit	KXT4EPMPRC-4	1SDA066291R1
XT5	XT5 400A P MP RC Sel 4p kit	KXT5PMPRC400-4	1SDA104719R1
XT5	XT5 630A P MP RC Sel 4p kit	KXT5PMPRC600-4	1SDA104720R1

Conversion kit to convert an RC from plug-in into a withdrawable unit

Size	Type	U.S. ordering code	Global reference number
XT2	XT2 W MP RC Sel 4p kit	KXT2EWMPRC-4	1SDA066292R1
XT4	XT4 W MP RC Sel 4p kit	KXT4EWMPRC-4	1SDA067115R1
XT5	XT5 400A W MP RC Sel 4p kit	KXT5WMPRC400-4	1SDA104721R1
XT5	XT5 630A W MP RC Sel 4p kit	KXT5WMPRC600-4	1SDA104722R1

Ordering codes for accessories

Execution and installation

Plug and socket adapters

Socket plug connector on rear of the panel



Fixed part socket-plug connector

Size	Type	U.S. ordering code	Global reference number
XT1...XT6	Socket-plug panel connector with 3 pins	KXTAE3PINCON	1SDA066409R1
XT1...XT6	Socket-plug panel connector with 6 pins	KXTAE6PINCON	1SDA066410R1
XT1...XT6	Socket-plug panel connector with 9 pins	KXTAE9PINCON	1SDA066411R1
XT1...XT6	Socket-plug panel connector with 15 pins	KXTAE15PINCON	1SDA066412R1

Fixed part socket-plug connector



Socket-plug panel connector

Size	Type	U.S. ordering code	Global reference number
XT2-XT4 – XT5-XT6	Socket-plug connector for moving part 12 pins	KXTCE12PINMPCON	1SDA066413R1
XT2-XT4 – XT5-XT6	Socket-plug connector for fixed part 12 pins	KXTCE12PINFPCON	1SDA066414R1

Bracket for fixing on DIN-rail

Bracket for fixing onto DIN-rail



DIN guide

Size	Type	3 poles		4 poles	
		U.S. ordering code	Global reference number	U.S. ordering code	Global reference number
XT1	KIT DIN50022	KXT1EDIN-3	1SDA066652R1	KXT1EDIN-4	1SDA066419R1
XT1	KIT DIN50022 + RC Low 200 mm	–	–	KXT1EDINRCSELPL	1SDA067134R1
XT1	KIT DIN50022 + RC Sel/RC Inst	KXT1EDINRCPL	1SDA067135R1	KXT1EDINRCPL	1SDA067135R1
XT2	KIT DIN50022	KXT2DIN-3	1SDA080704R1	KXT2DIN-4	1SDA080325R1
XT3	KIT DIN50022	KXT3EDIN-3	1SDA066420R1	KXT3EDIN-4	1SDA066421R1
XT3	KIT DIN50022 + RC Inst / RC Sel	KXT3EDINRCPL	1SDA067139R1	KXT3EDINRCPL	1SDA067139R1
XT4	KIT DIN50022	KXT4DIN-3	1SDA080326R1	KXT4DIN-4	1SDA080327R1

Ordering codes for accessories

Execution and installation, power connection

Floor fixing plate

Floor fixing plate

Size	Type	U.S. ordering code	Global reference number
XT7-XT7 M	Floor fixing plate for fixed unit	ZE1FFPF	1SDA076020R1

Cable rack

Cable rack

Size	Type	U.S. ordering code	Global reference number
XT5-XT6	Cable rack for fixed and plug-in circuit breaker	KXTFACCRCK	1SDA104729R1

Power connection

Terminals for circuit breaker

Size	Type	3 pcs (½ kit for 3p)		4 pcs (½ kit for 4p)	
		U.S. ordering code	Global reference number	U.S. ordering code	Global reference number
XT1	F front terminals	KXT1F-3PC	1SDA066849R1	KXT1F-4PC	1SDA066850R1
XT1	EF extended front terminals	KXT1EF-3PC	1SDA066865R1	KXT1EF-4PC	1SDA066866R1
XT1	ES extended spread front terminals	KXT1ES-3PC	1SDA066889R1	KXT1ES-4PC	1SDA066890R1
XT1	FC Cu terminal for Cu cables 14-1/0 AWG (1)	KXT1CU-3PC	1SDA075869R1	KXT1CU-4PC	1SDA075870R1
XT1	FC Cu terminal for Cu cables 14-1/0 AWG	KXT1CUMCP-3PC	1SDA075873R1	-	-
XT1	FC CuAl terminals for CuAl cables 10-2/0 AWG	KXT1CUAL1-3PC	1SDA075837R1	KXT1CUAL1-4PC	1SDA075838R1
XT1	FC CuAl terminals AuxV for CuAl cables 10-2/0 AWG	KXT1CUAL1C-3PC	1SDA085583R1	KXT1CUAL1C-4PC	1SDA085584R1
XT1	MC Cu multi-cable terminal for Cu cables 6x14-2 AWG	KXT1MC-3PC	1SDA075897R1	KXT1MC-4PC	1SDA075898R1
XT1	R rear adjustable terminal (1)	KXT1ER-3PC	1SDA066937R1	KXT1ER-4PC	1SDA066938R1
XT1	R-RC rear terminals for residual current	-	-	KXT1ERRC-4PC	1SDA066953R1
XT1	FB flexible busbar terminals	KXT1EFB-3PC	1SDA066957R1	KXT1EFB-4PC	1SDA066958R1
XT2	F front terminals	KXT2F-3PC	1SDA066853R1	KXT2F-4PC	1SDA066854R1
XT2	EF extended front terminals	KXT2EF-3PC	1SDA066869R1	KXT2EF-4PC	1SDA066870R1
XT2	ES extended spread front terminals	KXT2ES-3PC	1SDA066893R1	KXT2ES-4PC	1SDA066894R1
XT2	FC CuAl terminals for CuAl cables 14-1/0 AWG	KXT2CUAL1-3PC	1SDA075841R1	KXT2CUAL1-4PC	1SDA075842R1



Front extended terminal – EF



Front extended spread terminal – ES



FC Cu terminal



FC CuAl external terminal



FC CuAl internal terminal

Ordering codes for accessories

Power connection



Front extended terminal – EF



Front extended spread terminal – ES



FC Cu terminal



FC CuAl external terminal



FC CuAl internal terminal

Terminals for circuit breaker (cont.)

Size	Type	3 pcs (½ kit for 3p)		4 pcs (½ kit for 4p)	
		U.S. ordering code	Global reference number	U.S. ordering code	Global reference number
XT2	FC CuAl terminals for CuAl cables 10-2/0 AWG	KXT2CUAL2-3PC	1SDA085585R1	KXT2CUAL2-4PC	1SDA085586R1
XT2	FC CuAl terminals AuxV for CuAl cables 10-2/0 AWG	KXT2CUAL2C-3PC	1SDA085589R1	KXT2CUAL2C-4PC	1SDA085590R1
XT2	FC Cu terminals for Cu cables 14-1/0 AWG	KXT2CU-3PC	1SDA075881R1	KXT2CU-4PC	1SDA075882R1
XT2	MC Cu multi-cable terminals for Cu cables 6x14-2 AWG	KXT2MC-3PC	1SDA075901R1	KXT2MC-4PC	1SDA075902R1
XT2	R rear adjustable terminals	KXT2ER-3PC	1SDA066941R1	KXT2ER-4PC	1SDA066942R1
XT2	FB flexible busbar terminals	KXT2EFB-3PC	1SDA066961R1	KXT2EFB-4PC	1SDA066962R1
XT3	F front terminals	KXT3F-3PC	1SDA066857R1	KXT3F-4PC	1SDA066858R1
XT3	EF extended front terminals	KXT3EF-3PC	1SDA066873R1	KXT3EF-4PC	1SDA066874R1
XT3	ES extended spread front terminals	KXT3ES-3PC	1SDA066897R1	KXT3ES-4PC	1SDA066898R1
XT3	FC CuAl terminals AuxV for CuAl cables 14-1/0 AWG	KXT3CUAL1C-3PC	1SDA081990R1	KXT3CUAL1C-4PC	1SDA081991R1
XT3	FC CuAl terminals for CuAl cables 14-1/0 AWG	KXT3CUAL1-3PC	1SDA075849R1	KXT3CUAL1-4PC	1SDA075850R1
XT3	FC CuAl terminals AuxV for CuAl cables 4 AWG-300 Kcmil	KXT3CUAL2C-3PC	1SDA081988R1	KXT3CUAL2C-4PC	1SDA081989R1
XT3	FC CuAl terminals for CuAl cables 4 AWG-300 Kcmil	KXT3CUAL2-3PC	1SDA075853R1	KXT3CUAL2-4PC	1SDA075854R1
XT3	FC Cu terminals for Cu cables 10-250 AWG	KXT3CU-3PC	1SDA075885R1	KXT3CU-4PC	1SDA075886R1
XT3	MC Cu multi-cable terminals for Cu cables 6x12-2 AWG	KXT3MC-3PC	1SDA075905R1	KXT3MC-4PC	1SDA075906R1
XT3	R rear adjustable terminals	KXT3ER-3PC	1SDA066945R1	KXT3ER-4PC	1SDA066946R1
XT3	FB flexible busbar terminals	KXT3EFB-3PC	1SDA066965R1	KXT3EFB-4PC	1SDA066966R1
XT3	R-RC rear terminal for RC Inst-Sel	–	–	KXT3ERRC-4PC	1SDA066954R1
XT4	F front terminals	KXT4F-3PC	1SDA066861R1	KXT4F-4PC	1SDA066862R1
XT4	EF extended front terminals	KXT4EF-3PC	1SDA066877R1	KXT4EF-4PC	1SDA066878R1
XT4	ES extended spread front terminals	KXT4ES-3PC	1SDA066901R1	KXT4ES-4PC	1SDA066902R1
XT4	FC CuAl terminals for CuAl cables 14-1/0 AWG	KXT4CUAL1-3PC	1SDA075857R1	KXT4CUAL1-4PC	1SDA075858R1
XT4	FC CuAl terminals AuxV for CuAl cables 14-1/0 AWG	KXT4CUAL1C-3PC	1SDA081994R1	KXT4CUAL1C-4PC	1SDA081995R1
XT4	FC CuAl terminals for CuAl cables 4 AWG-300 Kcmil	KXT4CUAL2-3PC	1SDA075861R1	KXT4CUAL2-4PC	1SDA075862R1
XT4	FC CuAl terminals AuxV for CuAl cables 4 AWG-300 Kcmil	KXT4CUAL2C-3PC	1SDA081992R1	KXT4CUAL2C-4PC	1SDA081993R1
XT4	FC CuAl terminals for CuAl cables 3/0 AWG-350 Kcmil (1)	KXT4CUAL3-3PC	1SDA075865R1	KXT4CUAL3-4PC	1SDA075866R1

Ordering codes for accessories


Power connection



—
Front extended terminal – EF



—
Front extended spread terminal – ES



—
FC Cu terminal



—
FC CuAl external terminal



—
FC CuAl internal terminal

Terminals for circuit breaker (cont.)

Size	Type	3 pcs (½ kit for 3p)		4 pcs (½ kit for 4p)	
		U.S. ordering code	Global reference number	U.S. ordering code	Global reference number
XT4	FC CuAl terminals AuxV for CuAl cables 3/0 AWG-350 Kcmil	KXT4CUAL3C-3PC	1SDA085581R1	KXT4CUAL3C-4PC	1SDA085582R1
XT4	FC Cu terminals for Cu cables 10-250 AWG	KXT4CU-3PC	1SDA075893R1	KXT4CU-4PC	1SDA075894R1
XT4	MC Cu multi-cable terminals for Cu cables 6x12-2 AWG	KXT4MC-3PC	1SDA075909R1	KXT4MC-4PC	1SDA075910R1
XT4	R rear adjustable terminals	KXT4ER-3PC	1SDA066949R1	KXT4ER-4PC	1SDA066950R1
XT4	FB flexible busbar terminals	KXT4EFB-3PC	1SDA066969R1	KXT4EFB-4PC	1SDA066970R1
XT5	F front Terminals	KXT5F-3PC	1SDA104730R1	KXT5F-4PC	1SDA104731R1
XT5	EF extended front terminals	KXT5EF-3PC	1SDA104734R1	KXT5EF-4PC	1SDA104735R1
XT5	ES extended spread front terminals	KXT5ES-3PC	1SDA104738R1	KXT5ES-4PC	1SDA104739R1
XT5	FC CuAl 1x6AWG-350kcmil	KXT5CUAL350K-3PC	1SDA113064R1	KXT5CUAL350K-4PC	1SDA113065R1
XT5	FC CuAl 1x250-500kcmil	KXT5CUAL500K-3PC	1SDA113062R1	KXT5CUAL500K-4PC	1SDA113063R1
XT5	FC CuAl 2x2/0AWG-500kcmil	KXT5CUAL2X500K-3PC	1SDA113066R1	KXT5CUAL2X500K-4PC	1SDA113067R1
XT5	FC CuAl 1x500kcmil AuxV	KXT5CUAL500KC-3PC	1SDA113087R1	KXT5CUAL500KC-4PC	1SDA113088R1
XT5	FC CuAl 1x350kcmil AuxV	KXT5CUAL350KC-3PC	1SDA113089R1	KXT5CUAL350KC-4PC	1SDA113090R1
XT5	FC CuAl 2x500kcmil AuxV	KXT5CUAL2X500KC-3	1SDA113091R1	KXT5CUAL2X500KC-4	1SDA113092R1
XT5	FC CuAl 1x750kcmil AuxV	KXT5CUAL1X750KCC-3	1SDA115950R1	KXT5CUAL1X750KCC-4	1SDA115951R1
XT5	FC CuAl 2x750kcmil AuxV	KXT5CUAL2X750KCC-3	1SDA115952R1	KXT5CUAL2X750KCC-4	1SDA115953R1
XT5	R rear adjustable terminals	KXT5R-3PC	1SDA104760R1	KXT5R-4PC	1SDA104761R1
XT6	F front terminals	KXT6F-3PC	1SDA104732R1	KXT6F-4PC	1SDA104733R1
XT6	EF extended front terminals	KXT6EF-3PC	1SDA104736R1	KXT6EF-4PC	1SDA104737R1
XT6	ES extended spread front terminals Upper	KXT6ESUP-3PC	1SDA104740R1	KXT6ES-4PC	1SDA104741R1
XT6	ES extended spread front terminals lower	–	1SDA113127R1	KXT6ES-4PC	1SDA104741R1
XT6	FC CuAl 2x250-500kcmil	KXT6CUAL2X500K-3PC	1SDA113068R1	KXT6CUAL2X500K-4PC	1SDA113069R1
XT6	FC CuAl 3x2/0AWG-400kcmil	KXT6CUAL3X400K-3PC	1SDA113070R1	KXT6CUAL3X400K-4PC	1SDA113071R1
XT6	FC CuAl 2x500kcmil AuxV	KXT6CUAL2X500KC-3	1SDA113093R1	KXT6CUAL2X500KC-4	1SDA113094R1
XT6	FC CuAl 3x400kcmil AuxV	KXT6CUAL3X400KC-3	1SDA113095R1	KXT6CUAL3X400KC-4	1SDA113096R1
XT6	FC CuAl 2x750kcmil AuxV	KXT6CUAL2X750KCC-3	1SDA115968R1	KXT6CUAL2X750KCC-4	1SDA115969R1
XT6	R rear adjustable terminals	KXT6R-3PC	1SDA104762R1	KXT6R-4PC	1SDA104763R1

Ordering codes for accessories

Power connection

Terminals loose supply for fixed circuit breaker

Size	Type	3 poles		4 poles	
		U.S. ordering code	Global reference number	U.S. ordering code	Global reference number
XT7-XT7 M	F front terminals	ZE1FF	1SDA073973R1	ZE1FF-4	1SDA073974R1
XT7-XT7 M	EF extended front terminals	ZE1EFF	1SDA073967R1	ZE1EFF-4	1SDA073968R1
XT7-XT7 M	ES extended spread front terminals upper	ZE1ESF	1SDA073979R1	ZE1ESF-4	1SDA073980R1
XT7-XT7 M	ES extended spread front terminals lower	ZE1ESFL	1SDA076076R1	ZE1ESF-4	1SDA073980R1
XT7-XT7 M	FC CuAl 4x4/0 AWG – 500 kcmil	KXT7CUAL4X500K-3PC	1SDA104758R1	KXT7CUAL4X500K-4PC	1SDA104759R1
XT7-XT7M	FC CuAl 3x500–750kcmil	KXT7CUAL3X750KC-3	1SDA113119R1	KXT7CUAL3X750KC-4	1SDA113120R1
XT7-XT7 M	HR/VR – rear terminals	ZE1HRVRF	1SDA079844R1	ZE2HRVRF-4	1SDA079845R1
XT7-XT7M	HR horizontal rear terminals	KT7XHR-3	1SDA063120R1	KT7XHR-4	1SDA063121R1
XT7-XT7 M	VR vertical rear terminals	KT7XVR-3	1SDA063124R1	KT7XVR-4	1SDA063125R1

Terminals for fixed part

Size	Type	3 poles		4 poles	
		U.S. ordering code	Global reference number	U.S. ordering code	Global reference number
XT1	EF – Front extended terminals	KXT1EEFFP-3	1SDA066260R1	KXT1EEFFP-4	1SDA066261R1
XT1	HR/VR – Rear terminals	KXT1ERFP-3	1SDA066268R1	KXT1ERFP-4	1SDA066269R1
XT2	EF – Front extended terminals	KXT2EEFFP-3	1SDA066262R1	KXT2EEFFP-4	1SDA066263R1
XT2	HR/VR – Rear terminals	KXT2ERFP-3	1SDA066270R1	KXT2ERFP-4	1SDA066271R1
XT3	EF – Front extended terminals	KXT3EEFFP-3	1SDA066264R1	KXT3EEFFP-4	1SDA066265R1
XT3	HR/VR – Rear terminals	KXTEERFP-3	1SDA066272R1	KXTEERFP-4	1SDA066273R1
XT4	EF – Front extended terminals	KXT4EEFFP-3	1SDA066266R1	KXT4EEFFP-4	1SDA066267R1
XT4	HR/VR – Rear terminals	KXTEERFP-3	1SDA066272R1	KXTEERFP-4	1SDA066273R1
XT5	EF – Front extended terminals 400 A	KXT5EFFPUL4-3PC	1SDA107798R1	KXT5EFFPUL4-4PC	1SDA107799R1
XT5	HR/VR – Rear terminals UL 400 A	KXT5HRVRFPUL4-3PC	1SDA104776R1	KXT5HRVRFPUL4-4PC	1SDA104779R1
XT5	HR/VR – Rear terminals (same length) 400 A	KXT5HRVRFPSL4-3PC	1SDA104774R1	KXT5HRVRFPSL4-4PC	1SDA104777R1
XT5	EF – Front extended terminals 630 A	KXT5EFFP-3PC	1SDA104766R1	KXT5EFFP-4PC	1SDA104767R1
XT5	HR – Rear horizontal terminals 630 A	KXT5HRFP-3PC	1SDA104770R1	KXT5HRFP-4PC	1SDA104771R1
XT5	VR – Rear vertical terminals 630 A	KXT5VRFP6-3PC	1SDA104780R1	KXT5VRFP6-4PC	1SDA104781R1
XT6	EF – Front extended terminals	KXT6EFFP-3PC	1SDA104768R1	KXT6EFFP-4PC	1SDA104769R1
XT6	HR – Rear horizontal terminals	KXT6HRFP-3PC	1SDA104772R1	KXT6HRFP-4PC	1SDA104773R1
XT6	VR – Rear vertical terminals	KXT6VRFP-3PC	1SDA104782R1	KXT6VRFP-4PC	1SDA104783R1



EF terminal for fixed part

Ordering codes for accessories

Power connection



HR terminals for fixed part

Terminals loose supply for fixed parts

Size	Type	3 pcs (½ kit for 3p)		4 pcs (½ kit for 4p)	
		U.S. ordering code	Global reference number	U.S. ordering code	Global reference number
XT7-XT7 M	EF – Front extended terminals	ZE1EFW	1SDA073943R1	ZE1EFW-4	1SDA073944R1
XT7-XT7 M	ES – Front extended spread terminals	ZE1ESW	1SDA073955R1	ZE1ESW-4	1SDA073956R1
XT7-XT7 M	HR/VR – Rear terminals	KXT7HRVRW-3PC	1SDA107715R1	KXT7HRVRW-4PC	1SDA107716R1
XT7-XT7 M	SHR – Rear spread horizontal terminals	ZE1SHRWE	1SDA073961R1	ZE1SHRWE-4	1SDA073962R1
XT7-XT7 M	FC CuAl 4x4/0 AWG – 500 kcmil	ZE1LUGW	1SDA073995R1	ZE1LUGW-4	1SDA073996R1

Terminals installed for fixed parts

Size	Type	3 pcs (½ kit for 3p)		4 pcs (½ kit for 4p)	
		U.S. ordering code	Global reference number	U.S. ordering code	Global reference number
XT7-XT7 M	EF Extended front terminals upper	–	1SDA073939R1	–	1SDA073940R1
XT7-XT7 M	EF Extended front terminals lower	–	1SDA073941R1	–	1SDA073942R1
XT7-XT7 M	ES Extended spread front terminals upper	–	1SDA073951R1	–	1SDA073952R1
XT7-XT7 M	ES Extended spread front terminals lower	–	1SDA073953R1	–	1SDA073954R1
XT7-XT7 M	SHR-Rear spread horizontal terminals upper	–	1SDA073957R1	–	1SDA073958R1
XT7-XT7 M	SHR-Rear spread horizontal terminals lower	–	1SDA073959R1	–	1SDA073960R1
XT7-XT7 M	FC CuAl 4x4/0 AWG – 500kcmil upper	–	1SDA073991R1	–	1SDA073993R1
XT7-XT7 M	FC CuAl 4x4/0 AWG – 500kcmil lower	–	1SDA073992R1	–	1SDA073994R1

Ordering codes for accessories

Power connection and signaling



Fixed part adapter

Adapter for mounting the terminals of the fixed circuit breaker on the fixed part

Size	Type	3 poles		4 poles	
		U.S. ordering code	Global reference number	U.S. ordering code	Global reference number
XT1	XT1 ADP adapter fixed part (2 pieces)	KXT1ADP-3	1SDA066305R1	KXT1ADP-4	1SDA066306R1
XT2	XT2 ADP adapter fixed part (2 pieces)	KXT2ADP-3	1SDA066307R1	KXT2ADP-4	1SDA066308R1
XT3	XT3 ADP adapter fixed part (2 pieces)	KXT3EADP-3	1SDA066309R1	KXT3EADP-4	1SDA066310R1
XT4	XT4 ADP adapter fixed part (2 pieces)	KXT4ADP-3	1SDA066311R1	KXT4ADP-4	1SDA066312R1
XT5	XT5 400A ADP adapter fixed part (2 pieces)	KXT5ADP400-3	1SDA104723R1	KXT5ADP400-4	1SDA104724R1
XT5	XT5 630A ADP adapter fixed part (2 pieces)	KXT5ADP600-3	1SDA104725R1	KXT5ADP600-4	1SDA104726R1
XT6	XT6 ADP adapter fixed part (2 pieces)	KXT6ADP-3	1SDA104727R1	KXT6ADP-4	1SDA104728R1

Note: when using an ADP with the F/EF/MC terminal, also order the "kit F front terminals"

Signaling

Auxiliary contacts – AUX

Auxiliary contacts – AUX

Size	Type	Fixed/plug-in	
		U.S. ordering code	Global reference number
Uncabled version			
XT1-XT3	AUX 250 V AC	KXTAAUX	1SDA066422R1
XT1-XT3	AUX 24 V DC	KXTAAUXD	1SDA066423R1
Cabled version			
XT1	AUX-C 3Q 250 V AC Left	KXT1AXC3QL	1SDA066426R1
XT1-XT3	AUX-C 1Q + 1SY 250V	KXTAAXCQSYFP	1SDA066431R1
XT1-XT3	AUX-C 2Q + 1SY 250V	KXTAAXC2QSYFP	1SDA066433R1
XT1-XT3	AUX-C 1Q + 1SY 24 V DC	KXTAAXCDQSYFP	1SDA066446R1
XT3	AUX-C 3Q + 1SY 250V	KXTDAXC3QSYFP	1SDA066434R1
XT3	AUX-C 3Q + 1SY 24 V DC	KXTDAXCD3QSYFP	1SDA066448R1
XT3	AUX-C 3Q 250 V AC Left	KXT3AXC3QL	1SDA066428R1



AUX uncabled

Ordering codes for accessories

Power connection and signaling



AUX cabled

Auxiliary contacts – AUX

Size	Type	Fixed/plug-in		Withdrawable	
		U.S. ordering code	Global reference number	U.S. ordering code	Global reference number
Uncabled version					
XT2-XT4	AUX 250 V AC	KXTAAUX	1SDA066422R1	–	–
XT2-XT4	AUX-S51 250 V AC	KXTCAXS51	1SDA066424R1	–	–
XT2-XT4	AUX 24 V DC	KXTAAUXD	1SDA066423R1	–	–
XT2-XT4	AUX-S51 24 V DC	KXTCAXDS51	1SDA066425R1	–	–
Cabled version					
XT2-XT4	AUX-C 3Q 250 V AC Left	KXTCAXC3QL	1SDA066427R1	–	–
XT2-XT4	AUX-C 1Q + 1SY 250 V AC	KXTAAXCQSYFP	1SDA066431R1	KXTCAXCQSYW	1SDA066432R1
XT2-XT4	AUX-C 2Q + 1SY 250 V AC	KXTAAXC2QSYFP	1SDA066433R1	–	–
XT2-XT4	AUX-C 2Q + 2SY + 1SA 250 V AC	KXTCAXC2Q2SYS51FP	1SDA066438R1	KXTCAXC2Q2SYS51W	1SDA066439R1
XT2-XT4	AUX-C 3Q + 1SY 250 V AC	KXTDAXC3QSYFP	1SDA066434R1	KXTCAXC3QSYW	1SDA066435R1
XT2-XT4	AUX-C 3Q + 2SY 250 V AC	KXTCAXC3Q2SYFP	1SDA066436R1	KXTCAXC3Q2SYW	1SDA066437R1
XT2-XT4	AUX-S51-C 250 V AC	KXTCAXCS51FP	1SDA066429R1	KXTCAXCS51W	1SDA066430R1
XT2-XT4	AUX-C 1Q + 1SY 24 V DC	KXTAAXCDQSYFP	1SDA066446R1	KXTCAXCDQSYW	1SDA066447R1
XT2-XT4	AUX-C 3Q + 1SY 24 V DC	KXTDAXCD3QSYFP	1SDA066448R1	KXTCAXCD3QSYW	1SDA066449R1
XT2-XT4	AUX-S51-C 24 V DC	KXTCAXDS51FP	1SDA067116R1	KXTCAXDS51W	1SDA067117R1
XT2-XT4	AUX-C 1Q + 1SY 400 V AC	KXTCAXC4QSYFP	1SDA066444R1	KXTCAXC4QSYW	1SDA066445R1
XT2-XT4	AUX-C 2Q 400 V AC	KXTCAXC42QFP	1SDA066440R1	KXTCAXC42QW	1SDA066443R1



AUX for withdrawable

Auxiliary contacts – AUX


Size	Type	Fixed/plug-in		Withdrawable	
		U.S. ordering code	Global reference number	U.S. ordering code	Global reference number
Uncabled version					
XT5	AUX 250 V AC	KXTAAUX	1SDA066422R1	–	–
XT5	AUX 24 V DC	KXTAAUXD	1SDA066423R1	–	–
Cabled version					
XT5	AUX-C 1Q + 1SY 250 V AC left	KXT5AUXC2QYFP	1SDA104787R1	–	–
XT5	AUX-C 1Q + 1SY 250 V AC	KXTAAXCQSYFP	1SDA066431R1	KXT5AUXC2QYW	1SDA104789R1
XT5	AUX-C 2Q + 1SY 250 V AC	KXTAAXC2QSYFP	1SDA066433R1	KXT5AUXC2Q2YW	1SDA104796R1
XT5	AUX-C 3Q + 1SY 250 V AC	KXTDAXC3QSYFP	1SDA066434R1	KXT5AUXC2Q3YW	1SDA104798R1
XT5	AUX-S51-C 250 V AC	KXTCAXCS51FP	1SDA066429R1	KXT5AUXC2S51W	1SDA104791R1
XT5	AUX-S52-C 250 V AC	KXTFAUXCDS52FP	1SDA104800R1	KXT5AUXC2S52W	1SDA104793R1
XT5	AUX-C 1Q + 1SY 24 V DC left	KXT5AUXCDQYFP	1SDA104786R1	–	–
XT5	AUX-C 1Q + 1SY 24 V DC	KXTAAXCDQSYFP	1SDA066446R1	KXT5AUXCDQYW	1SDA104788R1
XT5	AUX-C 3Q + 1SY 24 V DC	KXTDAXCD3QSYFP	1SDA066448R1	KXT5AUXCDQ3YW	1SDA104797R1
XT5	AUX-S51-C 24 V DC	KXTCAXDS51FP	1SDA067116R1	KXT5AUXCDS51W	1SDA104790R1
XT5	AUX-S52-C 24 V DC	KXTFAUXCDS52FP	1SDA104799R1	KXT5AUXCDS52W	1SDA104792R1
XT5	AUX-C 1Q + 1SY 400 V AC	KXT5AUXC4QYFP	1SDA104784R1	KXT5AUXC4QYW	1SDA104785R1
XT5	AUX-C 2Q 400 V AC	KXT5AUXC4Q2FP	1SDA104795R1	KXT5AUXC4Q2W	1SDA104794R1

Ordering codes for accessories

Signaling

Auxiliary contacts – AUX

Size	Type	Fixed/plug-in		Withdrawable	
		U.S. ordering code	Global reference number	U.S. ordering code	Global reference number
Uncabled version					
XT6	AUX 250 V AC	KXTAAUX	1SDA066422R1	–	–
XT6	AUX 24 V DC	KXTAAUXD	1SDA066423R1	–	–
Cabled version					
XT6	AUX-C 1Q + 1SY 250 V AC	KXTAAXCQSYFP	1SDA066431R1	KXT6AUXC2QYW	1SDA104802R1
XT6	AUX-C 2Q + 1SY 250 V AC	KXTAAXC2QSYFP	1SDA066433R1	KXT6AUXC2Q2YW	1SDA104807R1
XT6	AUX-C 3Q + 1SY 250 V AC	KXTDAXC3QSYFP	1SDA066434R1	KXT6AUXC2Q3YW	1SDA104809R1
XT6	AUX-S51-C 250 V AC	KXTCAXCS51FP	1SDA066429R1	KXT6AUXC2S51W	1SDA104804R1
XT6	AUX-S52-C 250 V AC	KXTFAUXCDS52FP	1SDA104800R1	KXT6AUXC2S52W	1SDA104806R1
XT6	AUX-C 1Q + 1SY 24 V DC	KXTAAXCDQSYFP	1SDA066446R1	KXT6AUXCDQYW	1SDA104801R1
XT6	AUX-C 3Q + 1SY 24 V DC	KXTDAXCD3QSYFP	1SDA066448R1	KXT6AUXCDQ3YW	1SDA104808R1
XT6	AUX-S51-C 24 V DC	KXTCAXDS51FP	1SDA067116R1	KXT6AUXCDS51W	1SDA104803R1
XT6	AUX-S52-C 24 V DC	KXTFAUXCDS52FP	1SDA104799R1	KXT6AUXCDS52W	1SDA104805R1



Open/close auxiliary contacts – AUX

Auxiliary contacts – AUX

Size	Type	Fixed/plug-in	
		U.S. ordering code	Global reference number
XT7-XT7 M	AUX 4Q 400V	ZE1AUX4	1SDA073750R1
XT7-XT7 M	AUX 4Q 24 V DC	ZE1AUX4D	1SDA073751R1
XT7-XT7 M	AUX 2Q 400VAC + 2Q 24VDC	ZE1AUX2-2D	1SDA073752R1
XT7-XT7 M	AUX S51 250V	ZE1BA	1SDA073776R1
XT7-XT7 M	AUX S51 24V	ZE1BAD	1SDA073777R1
XT7	AUX 1SY 400V	KXT7AUX4Y	1SDA104813R1
XT7	AUX 1SY 24V	KXT7AUXDY	1SDA104812R1
XT7	AUX 1S52 250V	KXT7AUX2S52	1SDA104811R1
XT7	AUX 1S52 24V	KXT7AUXDS52	1SDA104810R1
XT7 M	AUX 15Q 400V	ZE1AUX15	1SDA073758R1
XT7 M	AUX 15Q 24V	ZE1AUX15D	1SDA073759R1
XT7 M	RTC 250V	ZE1RTC	1SDA073770R1
XT7 M	RTC 24V	ZE1RTCD	1SDA073771R1
XT7 M	AUX S33 M/2 250V	KXT7MAUX2S33M2	1SDA104825R1
XT7 M	AUX S33 M/2 24V	KXTMAUXDS33M2	1SDA104824R1



Terminal for auxiliary connection

Terminals for auxiliary connection

Size	Type	U.S. ordering code	Global reference number
XT7-XT7 M	Terminals 10 pcs	ZEATB10	1SDA073906R1

Ordering codes for accessories

Signaling



Auxiliary position contact – AUP

Auxiliary position contacts – AUP

Auxiliary position contacts – AUP

Size	Type	U.S. ordering code	Global reference number
XT1-XT3	AUP-I – Four racked-in contacts 250 V AC	KXTAAUP250IN	1SDA066450R1
XT1-XT3	AUP-I – Four racked-in contacts 24 V DC	KXTAAUP24IN	1SDA066451R1
XT2-XT4	AUP-I – Four racked-in contacts 250 V AC	KXTAAUP250IN	1SDA066450R1
XT2-XT4	AUP-I – Four racked-in contacts 24 V DC	KXTAAUP24IN	1SDA066451R1
XT2-XT4	AUP-R – Two racked-out contacts 250 V AC	KXTCAUP250W	1SDA066452R1
XT2-XT4	AUP-R – Two racked-out contacts 24 V DC	KXTCAUP24W	1SDA066453R1
XT5-XT6	AUP-I – Three Racked-in contacts 250 V AC	KXTFAUP250IN	1SDA104815R1
XT5-XT6	AUP-I – Three Racked-in contacts 24 V DC	KXTFAUP24IN	1SDA104816R1
XT5-XT6	AUP-T – One Test contact 250 V AC	KXTF250TEST	1SDA104820R1
XT5-XT6	AUP-T – One Test contact 24 V DC	KXTF24TEST	1SDA104819R1
XT5-XT6	AUP-R – One Racked-out contact 250 V AC	KXTF250OUT	1SDA104817R1
XT5-XT6	AUP-R – One Racked-out contact 24 V DC	KXTF24OUT	1SDA104818R1
XT7-XT7 M	AUP 6 contacts 24V	ZE1AUPD	1SDA073763R1
XT7-XT7 M	AUP 6 contacts 400V	ZE1AUP	1SDA073762R1

Early auxiliary contacts – AUE

Early auxiliary contacts – AUE



Early auxiliary contacts in the handle – AUE

Size	Type	Fixed/plug-in		Withdrawable	
		U.S. ordering code	Global reference number	U.S. ordering code	Global reference number
XT1-XT3	AUE – Two contacts in rotary handle RHx (closed)	KXTAAUECLFP	1SDA066454R1	–	–
XT1-XT3	AUE – Two contacts in rotary handle RHx (open)	KXTDAUEOPFP	1SDA067118R1	–	–
XT2-XT4	AUE – Two contacts in rotary handle RHx (closed)	KXTAAUECLFP	1SDA066454R1	KXTCAUECLW	1SDA066455R1
XT2-XT4	AUE – Two contacts in rotary handle RHx (open)	KXTDAUEOPFP	1SDA067118R1	KXTCAUEOPW	1SDA067119R1
XT5-XT6	AUE – Two contacts in rotary handle RHx (closed)	KXTFAUECLFP	1SDA104821R1	KXTFAUECLW	1SDA104822R1
XT7	AUE – Two contacts in circuit breaker (closed) (1)	KXT7AUECL	1SDA104823R1	KXT7AUECL	1SDA104823R1

(1) Contacts that can work only with a rotary handle

Ordering codes for accessories

Operating mechanism

Rotary and flange handle operating mechanism

Flange handles⁽¹⁾

		XT-XT2-XT3-XT4	XT5	XT6	XT7
Mechanism	-	KXTAFLHDLMECH	KXT5FLHDLMECH	KXT6FLHDLMECH	KXT7FLHDLMECH
Handle	NEMA 12/3R	KXTAFLHDL6IN	KXTAFLHDL10IN	KXTAFLHDL10IN	KXTBFLHDL10IN
	NEMA 4/4X	KXTAFLHDL6IN4X	KXTAFLHDL10IN4X	KXTAFLHDL10IN4X	KXTBFLHDL10IN4X
Cable	4ft	SC4L	SC4L	SC4L	SC4H
	6ft	SC6L	SC6L	SC6L	SC6H
	8ft	SC8L	SC8L	SC8L	SC8H
	10ft	SC10L	SC10L	SC10L	SC10H

(1) requires mechanism, handle and cable for complete solution

Rotary handles XT1-XT3



Direct rotary handle - RHD



Transmitted rotary handle - RHE

Size	Type	Fixed/plug-in	
		U.S. ordering code	Global reference number
XT1-XT3	RHD Normal direct handle	KXTBRHDSTFP	1SDA066475R1
XT1-XT3	RHD Direct emergency handle	KXTBRHDEMFP	1SDA066477R1
XT1-XT3	RHE Normal transmitted handle	KXTBRHESTFP	1SDA066479R1
XT1-XT3	RHE Emergency transmitted handle	KXTBRHEEMFP	1SDA066481R1
XT1-XT3	RHE-PL Normal extended handle + 2PLL	KXTBRHESTFPPLK	1SDA080261R1
XT1-XT3	RHE-PL Emergency extended handle + 2PLL	KXTBRHEEMFPPLK	1SDA080314R1
XT1-XT3	RHS-L Normal left lateral handle	KXTBRHSLSTFP	1SDA066579R1
XT1-XT3	RHS-L Emergency left lateral handle	KXTBRHSLEMFP	1SDA066580R1
XT1-XT3	RHS-R Normal right lateral handle	KXTBRHSRSTFP	1SDA066581R1
XT1-XT3	RHS-R Emergency right lateral handle	KXTBRHSREMFP	1SDA066582R1
Spare parts for transmitted handle			
XT1-XT3	RHE_MB Metallic base for transmitted handle	KXTMRHESTFP	1SDA115117R1
XT1-XT3	RHE_B Base for transmitted handle	KXTBRHEBFP	1SDA066483R1
XT1-XT3	RHE-B base for extended handle + 2PLL	KXTBRHEBFPPLK	1SDA080317R1
XT1-XT3	RHE_S Rod of 500 mm	KXTARHES500	1SDA066576R1
XT1-XT3	RHE_H Normal transmitted handle	KXTARHEHST	1SDA066577R1
XT1-XT3	RHE_H Emergency transmitted handle	KXTARHEHEM	1SDA066578R1
XT1-XT3	LH Normal large handle	KXTALHNDLST	1SDA066583R1
XT1-XT3	LH Large emergency handle	KXTALHNDLEM	1SDA066585R1

Ordering codes for accessories

Operating mechanism



Large handle - LH



Lateral handle - RHS

Rotary handles XT2-XT4

Size	Type	Fixed/plug-in		Withdrawable	
		U.S. ordering code	Global reference number	U.S. ordering code	Global reference number
XT2-XT4	RHD Normal direct handle	KXTCRHDSTFP	1SDA069053R1	KXTCRHDSTW	1SDA066476R1
XT2-XT4	RHD Direct emergency handle	KXTCRHDEMFP	1SDA069054R1	KXTCRHDEMW	1SDA066478R1
XT2-XT4	RHE Normal transmitted handle	KXTCRHESTFP	1SDA069055R1	KXTCRHESTW	1SDA066480R1
XT2-XT4	RHE Emergency transmitted handle	KXTCRHEEMFP	1SDA069056R1	KXTCRHEEMW	1SDA066482R1
XT2-XT4	RHE-PL Normal extended handle + 2PLL	KXTCRHESTFPPLK	1SDA080260R1	KXTCRHESTWPLK	1SDA080262R1
XT2-XT4	RHE-PL Emergency extended handle + 2PLL	KXTCRHEEMFPPLK	1SDA080263R1	KXTCRHEEMWPLK	1SDA080315R1
XT2-XT4	RHS-L Normal left lateral handle	KXTCRHSLSTFP	1SDA069058R1	-	-
XT2-XT4	RHS-L Emergency left lateral handle	KXTCRHSEMFP	1SDA069059R1	-	-
XT2-XT4	RHS-R Normal right lateral handle	KXTCRHSRSTFP	1SDA069060R1	-	-
XT2-XT4	RHS-R Emergency right lateral handle	KXTCRHSREMFP	1SDA069061R1	-	-
Spare parts for transmitted handle					
XT2-XT4	RHE_MB Metallic base for transmitted handle	KXTMRHESTFP	1SDA115117R1	-	-
XT2-XT4	RHE_B Base for transmitted handle	KXTCRHEBFP	1SDA069057R1	KXTCRHEBW	1SDA066484R1
XT2-XT4	RHE-B base for extended handle + 2PLL	KXTCRHEBFPPLK	1SDA080316R1	KXTCRHEBWPLK	1SDA080318R1
XT2-XT4	RHE_S Rod of 500mm	KXTARHES500	1SDA066576R1	-	-
XT2-XT4	Telescopic Rod kit	KXTHRHETR	1SDA104869R1	-	-
XT2-XT4	RHE_H Normal transmitted handle	KXTARHEHST	1SDA066577R1	-	-
XT2-XT4	RHE_H Emergency transmitted handle	KXTARHEHEM	1SDA066578R1	-	-
XT2-XT4	LH Normal large handle	KXTALHNDLST	1SDA066583R1	-	-
XT2-XT4	LH Large emergency handle	KXTALHNDLEM	1SDA066585R1	-	-

Ordering codes for accessories

Operating mechanism



(RHD) direct rotary handle + 2PLL

Rotary handles XT5

Size	Type	Fixed/plug-in		Withdrawable	
		U.S. ordering code	Global reference number	U.S. ordering code	Global reference number
XT5	RHD Normal direct handle	KXT5RHDSTFP	1SDA104826R1	KXT5RHDSTW	1SDA104828R1
XT5	RHD Normal direct handle + 2PLL	KXT5RHDSTFP2PL	1SDA104827R1	KXT5RHDSTW2PL	1SDA104829R1
XT5	RHD Direct emergency handle	KXT5RHDEMFP	1SDA104830R1	KXT5RHDEMW	1SDA104831R1
XT5	RHE Normal transmitted handle	KXT5RHESTFP	1SDA104843R1	KXT5RHESTW	1SDA104844R1
XT5	RHE Emergency transmitted handle	KXT5RHEEMF	1SDA104849R1	KXT5RHEEMW	1SDA104850R1
Spare parts for transmitted handle					
XT5	RHE_MB Metallic base for transmitted handle	KXT5MRHESTFP	1SDA117351R1	-	-
XT5	RHE_B Base for transmitted handle	KXT5RHEBFP	1SDA104845R1	KXT5RHEBW	1SDA104847R1
XT5	RHE_B Base for transmitted handle + 2PLL	KXT5RHEBFP2PL	1SDA104846R1	KXT5RHEBW2PL	1SDA104848R1
XT5	RHE_S Rod of 500mm	-	1SDA113118R1	-	-
XT5	Telescopic rod kit	KXTHRHETR	1SDA104869R1	-	-
XT5	RHE_H Normal transmitted handle	KXT5RHESTH	1SDA104851R1	KXT5RHESTH	1SDA104851R1
XT5	RHE_H Emergency transmitted handle	KXT5RHEEMH	1SDA104852R1	KXT5RHEEMH	1SDA104852R1
XT5	Conversion kit RHE->RHS	KXT5RHE2RHS	1SDA104870R1	-	-



(RHE) extended rotary handle

Rotary handles XT6

Size	Type	Fixed/plug-in		Withdrawable	
		U.S. ordering code	Global reference number	U.S. ordering code	Global reference number
XT6	RHD Normal direct handle	KXT6RHDSTFP	1SDA104832R1	KXT6RHDSTW	1SDA104834R1
XT6	RHD Normal direct handle + 2PLL	KXT6RHDSTFP2PL	1SDA104833R1	KXT6RHDSTW2PL	1SDA104835R1
XT6	RHD Direct emergency handle	KXT6RHDEMFP	1SDA104836R1	KXT6RHDEMW	1SDA104837R1
XT6	RHE Normal transmitted handle	KXT6RHESTFP	1SDA104853R1	KXT6RHESTW	1SDA104854R1
XT6	RHE Emergency transmitted handle	KXT6RHEEMF	1SDA104859R1	KXT6RHEEMW	1SDA104860R1
Spare parts for flange handle					
XT6	RHE_MB Metallic base for transmitted handle	KXT6MRHESTFP	1SDA117352R1	-	-
XT6	RHE_B Base for transmitted handle	KXT6RHEBFP	1SDA104855R1	KXT6RHEBW	1SDA104857R1
XT6	RHE_B Base for transmitted handle + 2PLL	KXT6RHEBFP2PL	1SDA104856R1	KXT6RHEBW2PL	1SDA104858R1
XT6	RHE_S Rod of 500 mm	-	1SDA113118R1	-	-
XT6	Telescopic rod kit	KXTHRHETR	1SDA104869R1	-	-
XT6	RHE_H Normal transmitted handle	KXT7RHESTH	1SDA104867R1	-	-
XT6	RHE_H Emergency transmitted handle	KXT7RHEEMH	1SDA104868R1	-	-

Ordering codes for accessories

Operating mechanism

Toggle extension

Size	Type	Fixed/plug-in	
		U.S. ordering code	Global reference number
XT5...XT6	Toggle extension XT5-XT6	KXTJTGLEXT	1SDA104875R1
XT7	Foldable toggle for XT7	KXT7TGLEXT	1SDA113872R1

RHE NFPA handle

Size	Type	U.S. ordering code	Global reference number
XT1...XT6	RHE NFPA handle	KXTANFPAHDL	1SDA085244R1



NFPA handle

Rotary handles XT7

Size	Type	Fixed/plug-in		Withdrawable	
		U.S. ordering code	Global reference number	U.S. ordering code	Global reference number
XT7	RHD Normal direct handle	KXT7RHDSTFW	1SDA104838R1	KXT7RHDSTFW	1SDA104838R1
XT7	RHD Normal direct handle + 2PLL	KXT7RHDSTFW2PL	1SDA104839R1	KXT7RHDSTFW2PL	1SDA104839R1
XT7	RHD Direct emergency handle	KXT7RHDEMFW	1SDA104840R1	KXT7RHDEMFW	1SDA104840R1
XT7	RHE Normal transmitted handle	KXT7RHEST	1SDA104863R1	KXT7RHEST	1SDA104863R1
XT7	RHE Emergency transmitted handle	KXT7RHEEM	1SDA104866R1	KXT7RHEEM	1SDA104866R1




Direct rotary handle + 2PLL XT7 - RHD



Transmitted rotary handle + 2PLL XT7 - RHE

Spare parts for transmitted handle

XT7	RHE_MB Metallic base for transmitted handle	KXT7MRHEST	1SDA117353R1	-	-
XT7	RHE_B Base for transmitted handle	KXT7RHEB	1SDA104864R1	KXT7RHEB	1SDA104864R1
XT7	RHE_B Base for transmitted handle + 2PLL	KXT7RHEB2PL	1SDA104865R1	KXT7RHEB2PL	1SDA104865R1
XT7	RHE_S Rod of 500mm	-	1SDA113118R1	-	-
XT7	Telescopic Rod kit	KXTHRHETR	1SDA104869R1	-	-
XT7	RHE_H Normal transmitted handle	KXT7RHESTH	1SDA104867R1	-	-
XT7	RHE_H Emergency transmitted handle	KXT7RHEEMH	1SDA104868R1	-	-



Front for operating lever mechanism - FLD

Front for operating lever mechanism – FLD

Front for operating lever mechanism – FLD

Size	Type	Fixed/plug-in		Withdrawable	
		U.S. ordering code	Global reference number	U.S. ordering code	Global reference number
XT2-XT4	Front for locks – FLD	KXTCFLDFP	1SDA066635R1	KXTCFLDW	1SDA066636R1
XT5	Front for FLD locks	KXT5FLDFP	1SDA104871R1	KXT5FLDW	1SDA104872R1
XT6	Front for FLD locks	KXT6FLDFP	1SDA104873R1	KXT6FLDW	1SDA104874R1

Ordering codes for accessories

Remote control



— SOR uncabled

Shunt opening release

Shunt opening release – SOR

Size	Type	Fixed/plug-in		Withdrawable	
		U.S. ordering code	Global reference number	U.S. ordering code	Global reference number
Uncabled version					
XT1...XT4	SOR 12 V DC	KXTASORA	1SDA066313R1	–	–
XT1...XT4	SOR 24-30 V AC/DC	KXTASORB	1SDA066314R1	–	–
XT1...XT4	SOR 48-60 V AC/DC	KXTASORC	1SDA066315R1	–	–
XT1...XT4	SOR 110...127 V AC / 110...125 V DC	KXTASORD	1SDA066316R1	–	–
XT1...XT4	SOR 220...240 V AC / 220...250 V DC	KXTASORE	1SDA066317R1	–	–
XT1...XT4	SOR 380-440 V AC	KXTASORF	1SDA066318R1	–	–
XT1...XT4	SOR 480-525 V AC	KXTASORG	1SDA066319R1	–	–
Cabled version					
XT1-XT3	SOR-C 12 V DC	KXTASORCFPA	1SDA066321R1	–	–
XT1-XT3	SOR-C 24-30 V AC/DC	KXTASORCFPB	1SDA066322R1	–	–
XT1-XT3	SOR-C 48-60 V AC/DC	KXTASORCFPC	1SDA066323R1	–	–
XT1-XT3	SOR-C 110-127 V AC / 110-125 V DC	KXTASORCFPD	1SDA066324R1	–	–
XT1-XT3	SOR-C 220-240 V AC / 220-250 V DC	KXTASORCFPE	1SDA066325R1	–	–
XT1-XT3	SOR-C 380-440 V AC	KXTASORCFPF	1SDA066326R1	–	–
XT1-XT3	SOR-C 480-525 V AC	KXTASORCFPG	1SDA066327R1	–	–
XT2-XT4	SOR-C 12 V DC	KXTASORCFPA	1SDA066321R1	KXTCSORCWA	1SDA066328R1
XT2-XT4	SOR-C 24-30 V AC/DC	KXTASORCFPB	1SDA066322R1	KXTCSORCWB	1SDA066329R1
XT2-XT4	SOR-C 48-60 V AC/DC	KXTASORCFPC	1SDA066323R1	KXTCSORCWC	1SDA066330R1
XT2-XT4	SOR-C 110-127 V AC / 110-125 V DC	KXTASORCFPD	1SDA066324R1	KXTCSORCWD	1SDA066331R1
XT2-XT4	SOR-C 220-240 V AC / 220-250 V DC	KXTASORCFPE	1SDA066325R1	KXTCSORCWE	1SDA066332R1
XT2-XT4	SOR-C 380-440 V AC	KXTASORCFPF	1SDA066326R1	KXTCSORCWF	1SDA066333R1
XT2-XT4	SOR-C 480-525 V AC	KXTASORCFPG	1SDA066327R1	KXTCSORCWG	1SDA066334R1



— SOR cabled



— SOR for withdrawable version

Ordering codes for accessories

Remote control



—
YO – shunt opening
release

Shunt opening release – YO

Size	Type	Fixed/plug-in		Withdrawable	
		U.S. ordering code	Global reference number	U.S. ordering code	Global reference number
Uncabled version					
XT5-XT6	YO 12 V DC	KXTFYOA	1SDA104924R1	–	–
XT5-XT6	YO 24...60 V AC/DC	KXTFYOB	1SDA104925R1	–	–
XT5-XT6	YO 110...240 V AC – 110...250 V DC	KXTFYOD	1SDA104926R1	–	–
XT5-XT6	YO 380...525 V AC	KXTFYOG	1SDA104927R1	–	–
Cabled version					
XT5	YO 12 V DC	KXTFYOCFPA	1SDA104932R1	KXT5YOCWA	1SDA104928R1
XT5	YO 24...60 V AC/DC	KXTFYOCFPB	1SDA104933R1	KXT5YOCWB	1SDA104929R1
XT5	YO 110...240 V AC – 110...250 V DC	KXTFYOCFPD	1SDA104934R1	KXT5YOCWD	1SDA104930R1
XT5	YO 380...525 V AC	KXTFYOCFPG	1SDA104935R1	KXT5YOCWG	1SDA104931R1
XT6	YO 12 V DC	KXTFYOCFPA	1SDA104932R1	KXT6YOCWA	1SDA104936R1
XT6	YO 24...60 V AC/DC	KXTFYOCFPB	1SDA104933R1	KXT6YOCWB	1SDA104937R1
XT6	YO 110...240 V AC – 110...250 V DC	KXTFYOCFPD	1SDA104934R1	KXT6YOCWD	1SDA104938R1
XT6	YO 380...525 V AC	KXTFYOCFPG	1SDA104935R1	KXT6YOCWG	1SDA104939R1



—
Shunt opening
release – YO

Shunt opening release – YO

Size	Type	U.S. ordering code	Global reference number
XT7-XT7 M	YO 24 V AC/DC	ZEASA	1SDA073668R1
XT7-XT7 M	YO 30 V AC/DC	ZEASB	1SDA073669R1
XT7-XT7 M	YO 48 V AC/DC	ZEASC	1SDA073670R1
XT7-XT7 M	YO 60 V AC/DC	ZEASD	1SDA073671R1
XT7-XT7 M	YO 110-120 V AC/DC	ZEASE	1SDA073672R1
XT7-XT7 M	YO 120-127 V AC/DC	ZEASF	1SDA073673R1
XT7-XT7 M	YO 220-240 V AC/DC	ZEASG	1SDA073674R1
XT7-XT7 M	YO 240-250 V AC/DC	ZEASH	1SDA073675R1
XT7-XT7 M	YO 380-400 V AC	ZEASK	1SDA073677R1
XT7-XT7 M	YO 415-440 V AC	ZEASL	1SDA073678R1
XT7-XT7 M	YO 480-500 V AC	ZEASM	1SDA073679R1

Ordering codes for accessories

Remote control

Undervoltage release

Undervoltage release – UVR

Size	Type	Fixed/plug-in		Withdrawable	
		U.S. ordering code	Global reference number	U.S. ordering code	Global reference number
Uncabled version					
XT1...XT4	UVR 24-30 V AC/DC	KXTAUVR1	1SDA066389R1	–	–
XT1...XT4	UVR 48 V AC/DC	KXTAUVR2	1SDA069064R1	–	–
XT1...XT4	UVR 60 V AC/DC	KXTAUVR3	1SDA066390R1	–	–
XT1...XT4	UVR 110...127 V AC / 110...125 V DC	KXTAUVR4	1SDA066391R1	–	–
XT1...XT4	UVR 220...240 V AC / 220...250 V DC	KXTAUVR5	1SDA066392R1	–	–
XT1...XT4	UVR 380-440 V AC	KXTAUVR6	1SDA066393R1	–	–
XT1...XT4	UVR 480-525 V AC	KXTAUVR7	1SDA066394R1	–	–
Cabled version					
XT1-XT3	UVR-C 24-30 V AC/DC	KXTAUVRCFP1	1SDA066396R1	–	–
XT1-XT3	UVR 48 V AC/DC	KXTAUVRCFP2	1SDA069065R1	–	–
XT1-XT3	UVR 60 V AC/DC	KXTAUVRCFP3	1SDA066397R1	–	–
XT1-XT3	UVR 110...127 V AC / 110...125 V DC	KXTAUVRCFP4	1SDA066398R1	–	–
XT1-XT3	UVR 220...240 V AC / 220...250 V DC	KXTAUVRCFP5	1SDA066399R1	–	–
XT1-XT3	UVR 380-440 V AC	KXTAUVRCFP6	1SDA066400R1	–	–
XT1-XT3	UVR 480-525 V AC	KXTAUVRCFP7	1SDA066401R1	–	–
XT2-XT4	UVR-C 24-30 V AC/DC	KXTAUVRCFP1	1SDA066396R1	KXTCUVRCW1	1SDA066403R1
XT2-XT4	UVR 48 V AC/DC	KXTAUVRCFP2	1SDA069065R1	KXTCUVRCW2	1SDA069066R1
XT2-XT4	UVR 60 V AC/DC	KXTAUVRCFP3	1SDA066397R1	KXTCUVRCW3	1SDA066404R1
XT2-XT4	UVR 110...127 V AC / 110...125 V DC	KXTAUVRCFP4	1SDA066398R1	KXTCUVRCW4	1SDA066405R1
XT2-XT4	UVR 220...240 V AC / 220...250 V DC	KXTAUVRCFP5	1SDA066399R1	KXTCUVRCW5	1SDA066406R1
XT2-XT4	UVR 380-440 V AC	KXTAUVRCFP6	1SDA066400R1	KXTCUVRCW6	1SDA066407R1
XT2-XT4	UVR 480-525 V AC	KXTAUVRCFP7	1SDA066401R1	KXTCUVRCW7	1SDA066408R1



—
UVR uncabled



—
UVR cabled



—
UVR for withdrawable

Ordering codes for accessories

Remote control



—
YU – undervoltage release

Undervoltage release – YU

Size	Type	Fixed/plug-in withdrawable			
		U.S. ordering code	Global reference number	U.S. ordering code	Global reference number
Uncabled version					
XT5-XT6	YU 12 V DC	KXTFYU0	1SDA104940R1	–	–
XT5-XT6	YU 24...30 V AC/DC	KXTFYU1	1SDA104941R1	–	–
XT5-XT6	YU 48...60 V AC/DC	KXTFYU2	1SDA104942R1	–	–
XT5-XT6	YU 110..127 V AC – 110..125 V DC	KXTFYU4	1SDA104943R1	–	–
XT5-XT6	YU 220..240 V AC – 220..250 V DC	KXTFYU5	1SDA104944R1	–	–
XT5-XT6	YU 380...440 V AC	KXTFYU6	1SDA104945R1	–	–
XT5-XT6	YU 480...525 V AC	KXTFYU7	1SDA104946R1	–	–
Cabled version					
XT5	YU-C 12 V DC	KXTFYUC0	1SDA104954R1	KXT5YUCW0	1SDA104947R1
XT5	YU-C 24...30 V AC/DC	KXTFYUC1	1SDA104955R1	KXT5YUCW1	1SDA104948R1
XT5	YU-C 48...60 V AC/DC	KXTFYUC2	1SDA104956R1	KXT5YUCW2	1SDA104949R1
XT5	YU-C 110..127 V AC – 110..125 V DC	KXTFYUC4	1SDA104957R1	KXT5YUCW4	1SDA104950R1
XT5	YU-C 220..240 V AC – 220..250 V DC	KXTFYUC5	1SDA104958R1	KXT5YUCW5	1SDA104951R1
XT5	YU-C 380...440 V AC	KXTFYUC6	1SDA104959R1	KXT5YUCW6	1SDA104952R1
XT5	YU-C 480...525 V AC	KXTFYUC7	1SDA104960R1	KXT5YUCW7	1SDA104953R1
XT6	YU-C 12 V DC	KXTFYUC0	1SDA104954R1	KXT6YUCW0	1SDA104961R1
XT6	YU-C 24...30 V AC/DC	KXTFYUC1	1SDA104955R1	KXT6YUCW1	1SDA104962R1
XT6	YU-C 48...60 V AC/DC	KXTFYUC2	1SDA104956R1	KXT6YUCW2	1SDA104963R1
XT6	YU-C 110..127 V AC – 110..125 V DC	KXTFYUC4	1SDA104957R1	KXT6YUCW4	1SDA104964R1
XT6	YU-C 220..240 V AC – 220..250 V DC	KXTFYUC5	1SDA104958R1	KXT6YUCW5	1SDA104965R1
XT6	YU-C 380...440 V AC	KXTFYUC6	1SDA104959R1	KXT6YUCW6	1SDA104966R1
XT6	YU-C 480...525 V AC	KXTFYUC7	1SDA104960R1	KXT6YUCW7	1SDA104967R1

Undervoltage release – YU

Size	Type	U.S. ordering code	Global reference number
XT7-XT7 M	YU 24 V AC/DC	ZEAUA	1SDA073694R1
XT7-XT7 M	YU 30 V AC/DC	ZEAUB	1SDA073695R1
XT7-XT7 M	YU 48 V AC/DC	ZEAUC	1SDA073696R1
XT7-XT7 M	YU 60 V AC/DC	ZEAUD	1SDA073697R1
XT7-XT7 M	YU 110-120 V AC/DC	ZEAUE	1SDA073698R1
XT7-XT7 M	YU 120-127 V AC/DC	ZEAUF	1SDA073699R1
XT7-XT7 M	YU 220-240 V AC/DC	ZEAUG	1SDA073700R1
XT7-XT7 M	YU 240-250 V AC/DC	ZEAUH	1SDA073701R1
XT7-XT7 M	YU 380-400 V AC	ZEAUK	1SDA073703R1
XT7-XT7 M	YU 415-440 V AC	ZEAUL	1SDA073704R1
XT7-XT7 M	YU 480-500 V AC	ZEAUM	1SDA073705R1



—
Undervoltage release – YU

Ordering codes for accessories

Remote control



— Closing release – YC

Undervoltage release – YU

Size	Type	U.S. ordering code	Global reference number
XT7-XT7 M	YC 24 V AC/DC	ZEACA	1SDA073681R1
XT7-XT7 M	YC 30 V AC/DC	ZEACB	1SDA073682R1
XT7-XT7 M	YC 48 V AC/DC	ZEACC	1SDA073683R1
XT7-XT7 M	YC 60 V AC/DC	ZEACD	1SDA073684R1
XT7-XT7 M	YC 110-120 V AC/DC	ZEACE	1SDA073685R1
XT7-XT7 M	YC 120-127 V AC/DC	ZEACF	1SDA073686R1
XT7-XT7 M	YC 220-240 V AC/DC	ZEACG	1SDA073687R1
XT7-XT7 M	YC 240-250 V AC/DC	ZEACH	1SDA073688R1
XT7-XT7 M	YC 380-400 V AC	ZEACK	1SDA073690R1
XT7-XT7 M	YC 415-440 V AC	ZEACL	1SDA073691R1
XT7-XT7 M	YC 480-500 V AC	ZEACM	1SDA073692R1



— Time delay device for undervoltage release – UVD

Delay device for undervoltage release – UVD

Delay device for undervoltage release – UVD

Size	Type	U.S. ordering code	Global reference number
XT1...XT4	UVD 24...30 V AC/DC	KT3UVD8	1SDA051357R1
XT1...XT4	UVD 48...60 V AC/DC	KT3UVD7	1SDA051358R1
XT1...XT4	UVD 110...125 V AC/DC	KT3UVD4	1SDA051360R1
XT1...XT4	UVD 220...250 V AC/DC	KT3UVD2	1SDA051361R1
XT5-XT6	UVD 24...30 V AC/DC	KXTFUVD24	1SDA101983R1
XT5-XT6	UVD 48...60 V AC/DC	KXTFUVD48	1SDA101984R1
XT5-XT6	UVD 110...125 V AC/DC	KXTFUVD120	1SDA101981R1
XT5-XT6	UVD 220...250 V AC/DC	KXTFUVD240	1SDA101982R1
XT7 – XT7 M	UVD 24/30 V	KE6TL9	1SDA038316R1
XT7 – XT7 M	UVD 48 V	KE6TL8	1SDA038317R1
XT7 – XT7 M	UVD 60 V	KE6TL7	1SDA038318R1
XT7 – XT7 M	UVD 110/127 V	KE6TL5	1SDA038319R1
XT7 – XT7 M	UVD 220/250 V	KE6TL3	1SDA038320R1

Ordering codes for accessories

Remote control



Fixed/Moving part connector for withdrawable

Connectors for shunt opening and undervoltage release for withdrawable version

Connectors for shunt opening and undervoltage release for withdrawable version

Size	Type	U.S. ordering code	Global reference number
Connector of 4th pole for withdrawable versions			
XT2-XT4	Connector 4th pole SOR	KXTCE3PINCONSOR	1SDA066415R1
XT2-XT4	Connector 4th pole UVR	KXTCE3PINCONUVR	1SDA066418R1
Connector of 3rd pole for withdrawable versions			
XT5	Connector 3rd pole YO	KXT5CONYOL	1SDA104968R1
XT5	Connector 3rd pole YU	KXT5CONYUL	1SDA104970R1
XT6	Connector 3rd pole YO	KXT6CONYOL	1SDA104971R1
XT6	Connector 3rd pole YU	KXT6CONYUL	1SDA104973R1



Remote reset – YR

Remote reset – YR

Remote reset – YR

Size	Type	U.S. ordering code	Global reference number
XT7 M	YR 24 V DC	ZE1YRA	1SDA073744R1
XT7 M	YR 110 V AC/DC	ZE1YRB	1SDA073745R1
XT7 M	YR 220 V AC/DC	ZE1YRC	1SDA073746R1

Motor operator

Direct action motor operator – MOD



Motor operator – MOD

Size	Type	U.S. ordering code	Global reference number
XT1-XT3	MOD 24 V DC	KXTBMOD24	1SDA066457R1
XT1-XT3	MOD 48...60 V DC	KXTBMOD48-60	1SDA066458R1
XT1-XT3	MOD 110...125 V AC/DC	KXTBMOD110-125	1SDA066459R1
XT1-XT3	MOD 220...250 V AC/DC	KXTBMOD220-250	1SDA066460R1
XT1-XT3	MOD 380...440 V AC	KXTBMOD280-240	1SDA066461R1
XT1-XT3	MOD 480...525 V AC	KXTBMOD480-525	1SDA066462R1

Ordering codes for accessories

Remote control



Motor operator – MOE

Stored energy motor operator – MOE

Size	Type	U.S. ordering code	Global reference number
XT2-XT4	XT2-XT4 MOE 24 V DC	KXTCMOE24	1SDA066463R1
XT2-XT4	XT2-XT4 MOE 48...60 V DC	KXTCMOE48-60	1SDA066464R1
XT2-XT4	XT2-XT4 MOE 110...125 V AC/DC	KXTCMOE110-125	1SDA066465R1
XT2-XT4	XT2-XT4 MOE 220...250 V AC/DC	KXTCMOE220-250	1SDA066466R1
XT2-XT4	XT2-XT4 MOE 380...440 V AC	KXTCMOE380-440	1SDA066467R1
XT2-XT4	XT2-XT4 MOE 480...525 V AC	KXTCMOE480-525	1SDA066468R1
XT5	XT5 MOE 24 V DC	KXT5MOE24	1SDA104879R1
XT5	XT5 MOE 48...60 V DC	KXT5MOE48-60	1SDA104881R1
XT5	XT5 MOE 110...125 V AC/DC	KXT5MOE110-125	1SDA104883R1
XT5	XT5 MOE 220...250 V AC/DC	KXT5MOE220-250	1SDA104885R1
XT5	XT5 MOE 380 V AC	KXT5MOE380	1SDA104887R1
XT6	XT6 MOE 24 V DC	KXT6MOE24	1SDA104889R1
XT6	XT6 MOE 48...60 V DC	KXT6MOE48-60	1SDA104891R1
XT6	XT6 MOE 110...125 V AC/DC	KXT6MOE110-125	1SDA104893R1
XT6	XT6 MOE 220...250 V AC/DC	KXT6MOE220-250	1SDA104895R1
XT6	XT6 MOE 380 V AC	KXT6MOE380	1SDA104897R1

Ordering codes for accessories

Remote control



Motor operator – MOE

Electronic stored energy motor operator – MOE-E

Size	Type	U.S. ordering code	Global reference number
XT2-XT4	XT2-XT4 MOE-E 24 V DC	KXTCEMOEE24	1SDA066469R1
XT2-XT4	XT2-XT4 MOE-E 48...60 V DC	KXTCEMOEE48-60	1SDA066470R1
XT2-XT4	XT2-XT4 MOE-E 110...125 V AC/DC	KXTCEMOEE110-125	1SDA066471R1
XT2-XT4	XT2-XT4 MOE-E 220...250 V AC/DC	KXTCEMOEE220-250	1SDA066472R1
XT2-XT4	XT2-XT4 MOE-E 380...440 V AC	KXTCEMOEE380-440	1SDA066473R1
XT2-XT4	XT2-XT4 MOE-E 480...525 V AC	KXTCEMOEE480-525	1SDA066474R1
XT5	XT5 MOE-E 24 V DC	KXT5MOEE24	1SDA104899R1
XT5	XT5 MOE-E 48...60 V DC	KXT5MOEE48-60	1SDA104901R1
XT5	XT5 MOE-E 110...125 V AC/DC	KXT5MOEE110-125	1SDA104903R1
XT5	XT5 MOE-E 220...250 V AC/DC	KXT5MOEE220-250	1SDA104905R1
XT5	XT5 MOE-E 380 V AC	KXT5MOEE380	1SDA104907R1



Spring charging motor – M

Spring charging motor – M

Size	Type	U.S. ordering code	Global reference number
XT7 M	M 24-30 V AC/DC	KXTMSCM24-30	1SDA104919R1
XT7 M	M 48-60 V AC/DC	KXTMSCM48-60	1SDA104920R1
XT7 M	M 100-130 V AC/DC	KXTMSCM100-130	1SDA104921R1
XT7 M	M 220-250 V AC/DC	KXTMSCM220-250	1SDA104922R1
XT7 M	M 380-415 V AC/DC	KXTMSCM380-415	1SDA104923R1

Ordering codes for accessories

Safety and protection

Power connection

Terminals for circuit breaker

Terminals for circuit breaker



Terminal cover

Size	Type	3 poles		4 poles	
		U.S. ordering code	Global reference number	U.S. ordering code	Global reference number
XT1	LTC Low terminal covers	KXT1LTC-3	1SDA066655R1	KXT1LTC-4	1SDA066656R1
XT1	HTC High terminal covers	KXT1HTC-3	1SDA066664R1	KXT1HTC-4	1SDA066665R1
XT2	LTC Low terminal covers	KXT2LTC-3	1SDA066657R1	KXT2LTC-4	1SDA066659R1
XT2	HTC High terminal covers	KXT2HTC-3	1SDA066666R1	KXT2HTC-4	1SDA066667R1
XT3	LTC Low terminal covers	KXT3LTC-3	1SDA066660R1	KXT3LTC-4	1SDA066661R1
XT3	HTC High terminal covers	KXT3HTC-3	1SDA066668R1	KXT3HTC-4	1SDA066669R1
XT4	LTC Low terminal covers	KXT4LTC-3	1SDA066662R1	KXT4LTC-4	1SDA066663R1
XT4	HTC High terminal covers	KXT4HTC-3	1SDA066670R1	KXT4HTC-4	1SDA066671R1
XT5	LTC Low terminal covers	KXT5LTC-3	1SDA105018R1	KXT5LTC-4	1SDA105019R1
XT5	HTC High terminal covers	KXT5HTC-3	1SDA105025R1	KXT5HTC-4	1SDA105026R1
XT5	HTC_BS High terminal covers with back shield	KXT5HTCBS-3	1SDA105043R1	KXT5HTCBS-4	1SDA105044R1
XT5	HTC_ES High terminal covers for ES	KXT5HTCES-3	1SDA105031R1	KXT5HTCES-4	1SDA105032R1
XT5	HTC_ES_BS High terminal covers for ES with back shield	KXT5HTCESBS-3	1SDA105037R1	KXT5HTCESBS-4	1SDA105038R1
XT5	HTC – XT5 FP RC 4p	–	–	KXT5HTCRC-4	1SDA105024R1
XT6	LTC Low terminal covers	KXT6LTC-3	1SDA105020R1	KXT6LTC-4	1SDA105021R1
XT6	HTC High terminal covers	KXT6HTC-3	1SDA105027R1	KXT6HTC-4	1SDA105028R1
XT6	HTC_BS High terminal covers with back shield	KXT6HTCBS-3	1SDA105045R1	KXT6HTCBS-4	1SDA105046R1
XT6	HTC_ES High terminal covers for ES	KXT6HTCES-3	1SDA105033R1	KXT6HTCES-4	1SDA105034R1
XT6	HTC_ES_BS High terminal covers for ES with back shield	KXT6HTCESBS-3	1SDA105039R1	KXT6HTCESBS-4	1SDA105040R1
XT7-XT7 M	LTC Low terminal covers	KXT7LTC-3	1SDA107475R1	KXT7LTC-4	1SDA107476R1
XT7-XT7 M	LTC Low terminal covers for W	KXT7LTCW-3	1SDA105022R1	KXT7LTCW-4	1SDA105023R1
XT7-XT7 M	HTC High terminal covers	KXT7HTC2pcs-3	1SDA105029R1	KXT7HTC2pcs-4	1SDA105030R1
XT7-XT7 M	HTC High terminal covers form 4	KXT7HTCBS-3	1SDA105047R1	KXT7HTCBS-4	1SDA105048R1
XT7-XT7 M	HTC_ES High terminal covers for ES	KXT7HTCES-3	1SDA105035R1	KXT7HTCES-4	1SDA105036R1
XT7-XT7 M	HTC_ES High terminal covers for ES form 4	KXT7HTCESBS-3	1SDA105041R1	KXT7HTCESBS-4	1SDA105042R1

Insulating plates

Size	Type	3 poles		4 poles	
		U.S. ordering code	Global reference number	U.S. ordering code	Global reference number
XT5	Terminal insulating plate XT5 fixed	KXT5INSLPLT-3	1SDA112971R1	KXT5INSLPLT-4	1SDA112972R1

Ordering codes for accessories

Safety and protection



Sealable screw



Phase separators

Sealable screws for terminal covers

Size	Type	U.S. ordering code	Global reference number
XT1...XT4	Kit with two sealable screws	KXTAESSEAL	1SDA066672R1

Phase separators for circuit breaker

Size	Type	4 pcs		6 pcs	
		U.S. ordering code	Global reference number	U.S. ordering code	Global reference number
XT1-XT3	PB height 0.98in/25mm	KXTBPB25-3	1SDA075913R1	KXTBPB25-4	1SDA075919R1
XT1-XT3	PB height 3.94in/100mm	KXTBPB100-3	1SDA075916R1	KXTBPB100-4	1SDA075922R1
XT1-XT3	PB height 7.87in/200mm	KXTBPB200-3	1SDA075918R1	KXTBPB200-4	1SDA075924R1
XT2-XT4	PB height 0.98in/25mm	KXTCPB25-3	1SDA075914R1	KXTCPB25-4	1SDA075920R1
XT2-XT4	PB height 3.94in/100mm	KXTCPB100-3	1SDA075915R1	KXTCPB100-4	1SDA075921R1
XT2-XT4	PB height 7.87in/200mm	KXTCPB200-3	1SDA075917R1	KXTCPB200-4	1SDA075923R1
XT5	PB Height 25mm	KXT5PB25UL-3	1SDA107805R1	KXT5PB25UL-4	1SDA107806R1
XT5	PB Height 100mm	KXT5PB100UL-3	1SDA107801R1	KXT5PB100UL-4	1SDA107802R1
XT5	PB Height 200mm	KXT5PB200UL-3	1SDA107803R1	KXT5PB200UL-4	1SDA107804R1
XT6	PB Height 100mm	KXT6PB100UL-3	1SDA107807R1	KXT6PB100UL-4	1SDA107808R1
XT6	PB Height 200mm	KXT6PB200UL-3	1SDA107809R1	KXT6PB200UL-4	1SDA107810R1
XT7	PB Height 100mm	ZE1PBF100	1SDA073877R1	ZE1PBF100-4	1SDA073878R1
XT7	PB Height 200mm	ZE1PBF200	1SDA073879R1	ZE1PBF200-4	1SDA073880R1

Phase separators for fixed parts

Size	Type	4 pcs		6 pcs	
		U.S. ordering code	Global reference number	U.S. ordering code	Global reference number
XT1	PS – Rear phase separators for FP	KXTAEPB90-3	1SDA068953R1	KXTAEPB90-4	1SDA068954R1
XT2	PS – Rear phase separators for FP	KXTAEPB90-3	1SDA068953R1	KXTAEPB90-4	1SDA068954R1
XT3	PS – Rear phase separators for FP	KXTAEPB90-3	1SDA068953R1	KXTAEPB90-4	1SDA068954R1
XT4	PS – Rear phase separators for FP	KXTAEPB90-3	1SDA068953R1	KXTAEPB90-4	1SDA068954R1
XT5	PS – Rear phase separators for FP	KXT5PBFP-3	1SDA105008R1	KXT5PBFP-4	1SDA105009R1
		2 pcs		3 pcs	
XT7-XT7M	PS – Phase separators for FP W	–	1SDA076164R1	–	1SDA076165R1

Ordering codes for accessories

Safety and protection



IP54 protection for RHE

IP Protection

IP Protection for rotary handles

Size	Type	U.S. ordering code	Global reference number
XT1...XT4	IP54 protection for RHE	KXTAERHEIP54	1SDA066587R1
XT5	IP54 protection for RHD	KXT5IP54RH	1SDA104876R1
XT6	IP54 protection for RHD	KXT6IP54RH	1SDA104877R1
XT7	IP54 protection for RHD	KXT7IP54RH	1SDA104878R1



IP54 protection for XT7 M

IP Protection for motor operators

Size	Type	U.S. ordering code	Global reference number
XT5	IP54 Flange different keys for MOE	KXT5IP54FLMOE-D	1SDA105105R1
XT5	IP54 Flange same keys for MOE	KXT5IP54FLMOE-S	1SDA105106R1
XT6	IP54 Flange different keys for MOE	KXT6IP54FLMOE-D	1SDA105107R1
XT6	IP54 Flange same keys for MOE	KXT6IP54FLMOE-S	1SDA105108R1
XT7 M	IP54 Flange with different keys	ZE1FLG54DK	1SDA073866R1
XT7 M	IP54 Flange with the same keys	ZE1FLG54SK	1SDA073868R1

Mechanical operator counter



Mechanical operation counter – MOC

Mechanical operator counter – MOC

Size	Type	U.S. ordering code	Global reference number
XT7 M	Mechanical operation counter	KXT7MOC	1SDA101969R1

Ordering codes for accessories

Safety and protection



Keylock/padlock for fixed part



Key lock in racked-in/test/racked-out position – KLP



Padlock in racked-in/test/racked-out position – PLP

Keylocks and padlocks

Keylock/padlock for fixed part of withdrawable

Size	Type	U.S. ordering code	Global reference number
XT2-XT4	KL-D Keylock FP, Giussani different keys	KXTCEKLDFPW	1SDA066293R1
XT2-XT4	KL-S Keylock FP, Giussani same keys N.20005	KXTCEKLSFPW	1SDA066294R1
XT2-XT4	KL-D Keylock FP, Ronis 1228 different keys	KXTCEKLDRonFPW	1SDA066298R1
XT2-XT4	KL-S Keylock FP, Ronis 1228 same keys Type A keys	KXTCEKLSRonFPW	1SDA066300R1
XT5-XT6	KL-D Keylock FP, Giussani different keys	KXTFKLDFPWGDIF	1SDA105112R1
XT5-XT6	KL-S Keylock FP, Giussani same keys N.20005	KXTFKLSFPWG20005	1SDA105113R1
XT5-XT6	KL-D Keylock FP, Ronis 1228 different keys	KXTFKLDFPWRDIF	1SDA105109R1
XT5-XT6	KL-S Keylock FP, Ronis 1228 same keys Type A keys	KXTFKLSFPWRA	1SDA105114R1
XT5-XT6	KL_A Ronis Arrangement 1104 FP	KXTFKLAFPWR1104	1SDA105110R1
XT5-XT6	KL_A STI Arrangement FP	KXTFKLAFPWSTI	1SDA105111R1
XT7-XT7 M	KLP-A Bl. Racked in/out RonProf Kirk XT7-XT7 M 1st key	ZE1KLPR	1SDA073834R1
XT7-XT7 M	KLP-A Bl. Racked in/out RonProf Kirk XT7-XT7 M 2nd key	ZE1KLPR-2	1SDA073835R1
XT7-XT7 M	KLP-A Pos.lock Ronis-STI 1key	-	1SDA085737R1
XT7-XT7 M	KLP-A Pos.lock Ronis-STI 2key	-	1SDA085738R1
XT7-XT7 M	KLP-D Bl. Racked in/out XT7-XT7 M 1st key	ZE1KLPD	1SDA073822R1
XT7-XT7 M	KLP-D Bl. Racked in/out XT7-XT7 M 2nd key	ZE1KLPD-2	1SDA073828R1
XT7-XT7 M	KLP-S Bl. Racked in/out N.20005 XT7-XT7 M 1st key	ZE1KLPS5	1SDA073823R1
XT7-XT7 M	KLP-S Bl. Racked in/out N.20005 XT7-XT7 M 2nd key	ZE1KLPS5-2	1SDA073829R1
XT7-XT7 M	KLP-S Bl. Racked in/out N.20006 XT7-XT7 M 1st key	ZE1KLPS6	1SDA073824R1
XT7-XT7 M	KLP-S Bl. Racked in/out N.20006 XT7-XT7 M 2nd key	ZE1KLPS6-2	1SDA073830R1
XT7-XT7 M	KLP-S Bl. Racked in/out N.20007 XT7-XT7 M 1st key	ZE1KLPS7	1SDA073825R1
XT7-XT7 M	KLP-S Bl. Racked in/out N.20007 XT7-XT7 M 2nd key	ZE1KLPS7-2	1SDA073831R1
XT7-XT7 M	KLP-S Bl. Racked in/out N.20008 XT7-XT7 M 1st key	ZE1KLPS8	1SDA073826R1
XT7-XT7 M	KLP-S Bl. Racked in/out N.20008 XT7-XT7 M 2nd key	ZE1KLPS8-2	1SDA073832R1
XT7-XT7 M	KLP-S Bl. Racked in/out N.20009 XT7-XT7 M 1st key	ZE1KLPS9	1SDA073827R1
XT7-XT7 M	KLP-S Bl. Racked in/out N.20009 XT7-XT7 M 2nd key	ZE1KLPS9-2	1SDA073833R1
XT7-XT7 M	Suppl. locks in racked-out XT7-XT7 M	ZE1SUP	1SDA073838R1
XT7-XT7 M	PLP Bl. padlocks racked in/out D = 4/6/8mm	ZE1PLP	1SDA073840R1

Ordering codes for accessories

Safety and protection



Fixed padlock in the open position – PLL



Padlock in the open position – PLC



Removable padlock in the open position



Key lock on the circuit breaker

Circuit breaker padlock

Size	Type	U.S. ordering code	Global reference number
XT1-XT3	PLL Removable lock with padlocks in open position	KXTBPLLREM	1SDA066588R1
XT1-XT3	PLL Fixed lock with padlocks in open position	KXTBPLLOP	1SDA066589R1
XT1-XT3	PLL Fixed lock with padlocks in open/closed position	KXTBPLLOPCL	1SDA066591R1
XT2-XT4	PLL Fixed lock with padlocks in open position	KXTCPLLOP	1SDA066590R1
XT2-XT4	PLL Fixed lock with padlocks in open/closed position	KXTCPLLOPCL	1SDA066592R1
XT5	PLL Fixed lock with padlocks in open position	KXT5PLLOP	1SDA105099R1
XT5	PLL Fixed lock with padlocks in open/closed position	KXT5PLLOPLC	1SDA105098R1
XT6	PLL Removable lock with padlocks in open position	KXT6PLLREM	1SDA105103R1
XT6	PLL Fixed lock with padlocks in open position	KXT6PLLOP	1SDA105102R1
XT6	PLL Fixed lock with padlocks in open/closed position	KXT6PLLOPLC	1SDA105101R1
XT7	PLL Fixed lock with padlocks in open position	KXT7PLLOP	1SDA105104R1
XT7 M	PLC Padlocks in open position D = 4 mm	ZE1PLC4	1SDA073800R1
XT7 M	PLC Padlocks in open position D = 7 mm	ZE1PLC7	1SDA073801R1
XT7 M	PLC Padlocks in open position D = 8 mm	ZE1PLC8	1SDA073802R1

Keylock for circuit breaker – KLC

Size	Type	U.S. ordering code	Global reference number
XT1	KLC Ronis key lock open, different keys, removable in open position	KXT1KLCCBDIF	1SDA066593R1
XT1	KLC Ronis key lock open, same type A keys, removable in open position	KXT1KLCCBA	1SDA066594R1
XT1	KLC Ronis key lock open, same type B keys, removable in open position	KXT1KLCCBB	1SDA066595R1
XT1	KLC Ronis key lock open, same type C keys, removable in open position	KXT1KLCCBC	1SDA066596R1
XT1	KLC Ronis key lock open, same type D keys, removable in open position	KXT1KLCCBD	1SDA066597R1
XT1	KLC Ronis key lock open, same keys, removable in both position	KXT1KLCCBOPCL	1SDA066598R1
XT3	KLC Ronis key lock open, different keys, removable in open position	KXT3KLCCBDIF	1SDA066605R1
XT3	KLC Ronis key lock open, same type A keys, removable in open position	KXT3KLCCBA	1SDA066606R1
XT3	KLC Ronis key lock open, same type B keys, removable in open position	KXT3KLCCBB	1SDA066607R1
XT3	KLC Ronis key lock open, same type C keys, removable in open position	KXT3KLCCBC	1SDA066608R1
XT3	KLC Ronis key lock open, same type D keys, removable in open position	KXT3KLCCBD	1SDA066609R1
XT3	KLC Ronis key lock open, same keys, removable in both position	KXT3KLCCBOPCL	1SDA066610R1
XT2-XT4	KLC Ronis key lock open, different keys, removable in open position	KXTCKLCCBDIF	1SDA066599R1
XT2-XT4	KLC Ronis key lock open, same type A keys, removable in open position	KXTCKLCCBA	1SDA066600R1
XT2-XT4	KLC Ronis key lock open, same type B keys, removable in open position	KXTCKLCCBB	1SDA066601R1
XT2-XT4	KLC Ronis key lock open, same type C keys, removable in open position	KXTCKLCCBC	1SDA066602R1
XT2-XT4	KLC Ronis key lock open, same type D keys, removable in open position	KXTCKLCCBD	1SDA066603R1
XT2-XT4	KLC Ronis key lock open, same keys, removable in both position	KXTCKLCCBOPCL	1SDA066604R1

Ordering codes for accessories

Safety and protection



—
Keylock on the
circuit breaker

Keylock for circuit breaker – KLC

Size	Type	U.S. ordering code	Global reference number
XT5-XT6	KLC Ronis key lock open, different keys, removable in open position	KXTFKLCCBDIF	1SDA105066R1
XT5-XT6	KLC Ronis key lock open, same type A keys, removable in open position	KXTFKLCCBA	1SDA105062R1
XT5-XT6	KLC Ronis key lock open, same type B keys, removable in open position	KXTFKLCCBB	1SDA105063R1
XT5-XT6	KLC Ronis key lock open, same type C keys, removable in open position	KXTFKLCCBC	1SDA105064R1
XT5-XT6	KLC Ronis key lock open, same type D keys, removable in open position	KXTFKLCCBD	1SDA105065R1
XT5-XT6	KLC Ronis key lock open, same keys, removable in both position	KXTFKLCCBOPCL	1SDA105061R1
XT5-XT6	KLC-A Kirk key lock	KXTFKLCAKIRK	1SDA105067R1
XT5-XT6	KLC-A Ronis 1104 key lock	KXTFKLCAR1104	1SDA105068R1
XT5-XT6	KLC-A STI key lock	KXTFKLCASTI	1SDA105069R1
XT7	KLC Ronis key lock open, different keys, removable in open position	KXT7KLCCBDIF	1SDA105075R1
XT7	KLC Ronis key lock open, same type A keys, removable in open position	KXT7KLCCBA	1SDA105071R1
XT7	KLC Ronis key lock open, same type B keys, removable in open position	KXT7KLCCBB	1SDA105072R1
XT7	KLC Ronis key lock open, same type C keys, removable in open position	KXT7KLCCBC	1SDA105073R1
XT7	KLC Ronis key lock open, same type D keys, removable in open position	KXT7KLCCBD	1SDA105074R1
XT7	KLC Ronis key lock open, same keys, removable in both position	KXT7KLCCBOPCL	1SDA105070R1
XT7	KLC-A Kirk key lock	KXT7KLCAKIRK	1SDA105076R1
XT7	KLC-A Ronis 1104 key lock	KXT7KLCAR1104	1SDA105077R1
XT7	KLC-A STI key lock	KXT7KLCASTI	1SDA105078R1
XT7	KLC-A Castell key lock	KXT7KLACSTL	1SDA105149R1
XT7 M	KLC-D Key lock open	KXTMKLCDOPEN	1SDA107494R1
XT7 M	KLC-S Key lock open N.20005	KXTMKLCS5	1SDA107495R1
XT7 M	KLC-S Key lock open N.20006	KXTMKLCS6	1SDA107496R1
XT7 M	KLC-S Key lock open N.20007	KXTMKLCS7	1SDA107497R1
XT7 M	KLC-S Key lock open N.20008	KXTMKLCS8	1SDA107498R1
XT7 M	KLC-S Key lock open N.20009	KXTMKLCS9	1SDA107499R1
XT7 M	KLC-A Castell key lock open (1)	KXTMKLACSTL	1SDA107500R1
XT7 M	KLC-A Kirk key lock open	KXTMKLCAKIRK	1SDA101967R1
XT7 M	KLC-A Ronis 1104 – STI key lock open	KXTMKLCAR1104STI	1SDA101968R1



—
Key lock in open
position – KLC

Ordering codes for accessories

Safety and protection



— Key lock on the handle

Keylock for the RH/FLD

Size	Type	U.S. ordering code	Global reference number
XT1...XT4	RHL Ronis key lock open, different keys – RHx/FLD	KXTARHLDIF	1SDA066617R1
XT1...XT4	RHL Ronis key lock open, same type A keys – RHx/FLD	KXTARHLA	1SDA066618R1
XT1...XT4	RHL Ronis key lock open, same type B keys – RHx/FLD	KXTARHLB	1SDA066619R1
XT1...XT4	RHL Ronis key lock open, same type C keys – RHx/FLD	KXTARHLC	1SDA066620R1
XT1...XT4	RHL Ronis key lock open, same type D keys – RHx/FLD	KXTARHLD	1SDA066621R1
XT1...XT4	RHL Ronis key lock open/closed, different keys – RHx	KXTARHLOPCL	1SDA066622R1
XT1...XT4	RHL Ronis key lock open/closed, different keys – FLD	KXTCRHFLD	1SDA069182R1
XT5	RHL Ronis key lock open, different keys – RHx/FLD	KXTFRHLDIF	1SDA105081R1
XT5	RHL Ronis key lock open, same type A keys – RHx/FLD	KXTFRHLA	1SDA105082R1
XT5	RHL Ronis key lock open, same type B keys – RHx/FLD	KXTFRHLB	1SDA105083R1
XT5	RHL Ronis key lock open, same type C keys – RHx/FLD	KXTFRHLC	1SDA105084R1
XT5	RHL Ronis key lock open, same type D keys – RHx/FLD	KXTRHLD	1SDA105085R1
XT5	RHL Ronis key lock open/closed, different keys – RHx/FLD	KXTFRHLOPCL	1SDA105080R1
XT6 - XT7	RHL Ronis key lock open, different keys – RHx	KXT7RHLDIF	1SDA105091R1
XT6 - XT7	RHL Ronis key lock open, same type A keys – RHx	KXT7RHLA	1SDA105086R1
XT6 - XT7	RHL Ronis key lock open, same type B keys – RHx	KXT7RHLB	1SDA105087R1
XT6 - XT7	RHL Ronis key lock open, same type C keys – RHx	KXT7RHLC	1SDA105088R1
XT6 - XT7	RHL Ronis key lock open, same type D keys – RHx	KXT7RHLD	1SDA105089R1
XT6 - XT7	RHL Ronis key lock open/closed, different keys – RHx	KXT7RHLOPCL	1SDA105090R1

Keylock on the panel door with RHE

Size	Type	U.S. ordering code	Global reference number
XT5-XT6	RHL Ronis key lock open, different keys on the panel door	KXTKLPNDR	1SDA105079R1

Ordering codes for accessories

Safety and protection



— Key lock on the motor

Keylock on the motor

Size	Type	U.S. ordering code	Global reference number
XT1-XT3	MOL-D Ronis key lock open, different keys	KXTBEMOLDIF	1SDA066623R1
XT1-XT3	MOL-S Ronis key lock open, same type A keys	KXTBEMOLA	1SDA066624R1
XT1-XT3	MOL-S Ronis key lock open, same type B keys	KXTBEMOLB	1SDA066625R1
XT1-XT3	MOL-S Ronis key lock open, same type C keys	KXTBEMOLC	1SDA066626R1
XT1-XT3	MOL-S Ronis key lock open, same type D keys	KXTBEMOLD	1SDA066627R1
XT2-XT4	MOL-D Ronis key lock open, different keys	KXTCEMOLDIF	1SDA066629R1
XT2-XT4	MOL-S Ronis key lock open, same type A keys	KXTCEMOLA	1SDA066630R1
XT2-XT4	MOL-S Ronis key lock open, same type B keys	KXTCEMOLB	1SDA066631R1
XT2-XT4	MOL-S Ronis key lock open, same type C keys	KXTCEMOLC	1SDA066632R1
XT2-XT4	MOL-S Ronis key lock open, same type D keys	KXTCEMOLD	1SDA066633R1
XT2-XT4	MOL-M Key lock against manual operation	KXTCEMOLMO	1SDA066634R1
XT5-XT6	MOL-D Ronis key lock open, different keys	KXTFMOLDIF	1SDA105092R1
XT5-XT6	MOL-S Ronis key lock open, same type A keys	KXTFMOLA	1SDA105094R1
XT5-XT6	MOL-S Ronis key lock open, same type B keys	KXTFMOLB	1SDA105095R1
XT5-XT6	MOL-S Ronis key lock open, same type C keys	KXTFMOLC	1SDA105096R1
XT5-XT6	MOL-S Ronis key lock open, same type D keys	KXTFMOLD	1SDA105097R1
XT5-XT6	MOL-M Key lock against manual operation	KXTFMOLMOP	1SDA105093R1

Sealable lock on thermal setting

Size	Type	U.S. ordering code	Global reference number
XT1-XT3	Lock on thermal setting for TMD trip unit	KXTAEAAASEALREL	1SDA066651R1

Protection device for opening and closing pushbuttons – PBC



— Protection device for opening and closing pushbuttons – PBC

Size	Type	U.S. ordering code	Global reference number
XT7 M	PBC Prot. Pushbuttons AP/CH	ZE1PBC	1SDA073854R1
XT7 M	PBC Prot. Pushbuttons AP/CH D = 4mm	ZE1PBC8	1SDA073857R1
XT7 M	PBC Prot. Pushbuttons AP/CH D = 7mm	ZE1PBC7	1SDA073856R1
XT7 M	PBC Prot. Pushbuttons AP/CH D = 8mm	ZE1PBC4	1SDA073855R1

Ordering codes for accessories

Safety and protection



Lock to prevent door opening when the circuit breaker is in the closed position – DLC

Lock to prevent door opening when the circuit breaker is in the closed position – DLC

Size	Type	U.S. ordering code	Global reference number
XT7-XT7 M	DLC interlock direct door for fixed to wall	ZE1DLCDDFW	1SDA079779R1
XT7-XT7 M	DLC interlock direct door for fixed to floor	ZE1DLCDDFF	1SDA079780R1
XT7-XT7 M	DLC interlock direct door for fixed part withdrawable	ZE1DLCDDFP	1SDA079781R1
XT7-XT7 M	DLC interlock cable door for fixed to wall	ZE1DLCCDFW	1SDA081032R1
XT7-XT7 M	DLC interlock cable door for fixed to floor	ZE1DLCCDFF	1SDA081033R1
XT7-XT7 M	DLC interlock cable door for fixed part withdrawable	ZE1DLCCDFP	1SDA081034R1



Flange for circuit breaker

Flanges

Flange for circuit breaker

Size	Type	3 poles		4 poles	
		U.S. ordering code	Global reference number	U.S. ordering code	Global reference number
XT1	Small flange for circuit breaker	KXTAEFLASMFP	1SDA068657R1	KXTAEFLASMFP	1SDA068657R1
XT1	Large flange for circuit breaker	KXT1EFLAFP-3	1SDA068639R1	KXT1EFLAFP-4	1SDA068640R1
XT1	Flange MOD	KXTBEFLAMOD	1SDA068648R1	KXTBEFLAMOD	1SDA068648R1
XT1	Flange for direct handle RHD	KXTAEFLARHDFP	1SDA068651R1	KXTAEFLARHDFP	1SDA068651R1
XT1	Flange for residual current RC Sel / Inst	KXT1EFLARCFP-3	1SDA068653R1	KXT1EFLARCFP-4	1SDA068654R1
XT2	Small flange for circuit breaker	KXTAEFLASMFP	1SDA068657R1	KXTAEFLASMFP	1SDA068657R1
XT2	Large flange for circuit breaker	KXT2EFLAFP-3	1SDA068641R1	KXT2EFLAFP-4	1SDA068642R1
XT2	Flange for MOE/MOE-E/FLD	KXTCEFLAMOEFP	1SDA068649R1	KXTCEFLAMOEFP	1SDA068649R1
XT2	Flange for MOE/MOE-E/FLD W	KXTCEFLAMOEW	1SDA068650R1	KXTCEFLAMOEW	1SDA068650R1
XT2	Flange for direct handle RHD	KXTAEFLARHDFP	1SDA068651R1	KXTAEFLARHDFP	1SDA068651R1
XT2	Flange for direct handle RHD W	KXTCEFLARHDW	1SDA068652R1	KXTCEFLARHDW	1SDA068652R1
XT2	Flange for residual current RC Sel	–	–	KXT2EFLARCFP-4	1SDA066647R1
XT2	Flange for residual current RC Sel W	–	–	KXT2EFLARCW-4	1SDA066648R1
XT3	Small flange for circuit breaker	KXTAEFLASMFP	1SDA068657R1	KXTAEFLASMFP	1SDA068657R1
XT3	Large flange for circuit breaker	KXT3EFLAFP-3	1SDA068644R1	KXT3EFLAFP-4	1SDA068645R1
XT3	Flange for MOD	KXTBEFLAMOD	1SDA068648R1	KXTBEFLAMOD	1SDA068648R1
XT3	Flange for direct handle RHD	KXTAEFLARHDFP	1SDA068651R1	KXTAEFLARHDFP	1SDA068651R1
XT3	Flange for residual current RC Sel/RC Inst	KXT3EFLARCFP-3	1SDA068655R1	KXT3EFLARCFP-4	1SDA068656R1
XT4	Small flange for circuit breaker	KXTAEFLASMFP	1SDA068657R1	KXTAEFLASMFP	1SDA068657R1
XT4	Large flange for circuit breaker	KXT4EFLAFP-3	1SDA068646R1	KXT4EFLAFP-4	1SDA068647R1
XT4	Flange for MOE/MOE-E/FLD	KXTCEFLAMOEFP	1SDA068649R1	KXTCEFLAMOEFP	1SDA068649R1
XT4	Flange for MOE/MOE-E/FLD W	KXTCEFLAMOEW	1SDA068650R1	KXTCEFLAMOEW	1SDA068650R1
XT4	Flange for direct handle RHD	KXTAEFLARHDFP	1SDA068651R1	KXTAEFLARHDFP	1SDA068651R1
XT4	Flange for direct handle RHD W	KXTCEFLARHDW	1SDA068652R1	KXTCEFLARHDW	1SDA068652R1



Flange for circuit breaker for the withdrawable version



Flange for circuit breaker

Ordering codes for accessories

Safety and protection



Flange for circuit breaker



Flange for circuit breaker for the withdrawable version



Flange for circuit breaker

Flange for circuit breaker (cont.)

Size	Type	3 poles		4 poles	
		U.S. ordering code	Global reference number	U.S. ordering code	Global reference number
XT4	Flange for residual current RC Sel	–	–	KXT4EFLARCFP-4	1SDA066649R1
XT4	Flange for residual current RC Sel W	–	–	KXT4EFLARCW-4	1SDA066650R1
XT5	Flange for circuit breaker	KXT5FLASMFP	1SDA105139R1	KXT5FLASMFP	1SDA105139R1
XT5	Flange for MOE/MOE-E/FLD/RHD	KXT5FLALGFP	1SDA105137R1	KXT5FLALGFP	1SDA105137R1
XT5	Flange for MOE/MOE-E/FLD/RHD W	KXT5FLALGW	1SDA105138R1	KXT5FLALGW	1SDA105138R1
XT5	Flange for residual current RC Sel	–	–	KXT5FLARCFP-4	1SDA105135R1
XT5	Flange for residual current RC Sel W	–	–	KXT5FLARCW-4	1SDA105136R1
XT6	Flange for circuit breaker	KXT6FLASMFP	1SDA105142R1	KXT6FLASMFP	1SDA105142R1
XT6	Flange for MOE/FLD/RHD	KXT6FLALGFP	1SDA105140R1	KXT6FLALGFP	1SDA105140R1
XT6	Flange for MOE/FLD/RHD W	KXT6FLALGW	1SDA105141R1	KXT6FLALGW	1SDA105141R1
XT7	Flange for RHD	KXT7FLAFP	1SDA105143R1	KXT7FLAFP	1SDA105143R1
XT7-XT7 M	IP30 Flange XT7-XT7 M	ZE1FLG30F	1SDA073862R1	ZE1FLG30F	1SDA073862R1
XT7-XT7 M	IP30 Flange XT7-XT7 M W	ZE1FLG30D	1SDA073863R1	ZE1FLG30D	1SDA073863R1

Ordering codes for accessories

Interlocks and switching devices



Rear mechanical interlock – MIR-H



Plate for rear mechanical interlock

Automatic transfer devices

Rear mechanical interlock

Size	Type	U.S. ordering code	Global reference number
XT1-XT2-XT3-XT4 chassis			
XT1...XT4	MIR-H	KXTAMIRHR	1SDA066637R1
XT1...XT4	MIR-V	KXTAMIRVR	1SDA066638R1
XT1	Plate XT1 F	KXT1MIRPLF	1SDA066639R1
XT1	Plate XT1 P	KXT1MIRPLP	1SDA066640R1
XT2	Plate XT2 F	KXT2MIRPLF	1SDA066641R1
XT2	Plate XT2 P/W	KXT2MIRPLPW	1SDA066642R1
XT3	Plate XT3 F	KXT3MIRPLF	1SDA066643R1
XT3	Plate XT3 P	KXT3MIRPLP	1SDA066644R1
XT4	Plate XT4 F	KXT4MIRPLF	1SDA066645R1
XT4	Plate XT4 P/W	KXT4MIRPLPW	1SDA066646R1
XT4	Plate for XT4 W/P with XT5 MIR ¹	KXT4MIRPWXT5	1SDA105125R1
XT5	MIR-H ¹	KXT5MIRH	1SDA105117R1
XT5	MIR-V ¹	KXT5MIRV	1SDA105119R1
XT5	Plate XT5 F ¹	KXT5MIRF	1SDA105122R1
XT5	Plate XT5 P/W 400A ¹	KXT5MIR400PW	1SDA105123R1
XT5	Plate XT5 P/W 630A ¹	KXT5MIR600PW	1SDA105124R1
XT5	Plate XT5 F for XT6 interlock ¹	KXT5MIRFXT6	1SDA101988R1
XT5	Plate XT5 W/P 400 for XT6 interlock ¹	KXT5MIR400XT6	1SDA101989R1
XT5	Plate XT5 W/P 630 for XT6 interlock ¹	KXT5MIR600XT6	1SDA101990R1
XT6 chassis			
XT6	MIR-H ¹	KXT6MIRH	1SDA105118R1
XT6	MIR-V ¹	KXT6MIRV	1SDA105120R1
XT6	Plate XT6 F ¹	KXT6MIRF	1SDA105126R1
XT6	Plate XT6 W ¹	KXT6MIRPW	1SDA105127R1

Note: If the CB interlocked has a stored energy motor operator (MOE/MOE-E) a key lock between the MOL-D and MOL-S is mandatory

Cable interlock¹

Size	Type	U.S. ordering code	Global reference number
XT7-XT7 M	Type A horizontal	ZEACBLAHR	1SDA073881R1
XT7-XT7 M	Type A vertical	ZEACBLAVR	1SDA073885R1
XT7-XT7 M	Support for mechanical interlock FP Type A	ZE1SPCRDA	1SDA073896R1
XT7-XT7 M	Support for mechanical interlock for fixed CB type A – floor mounted	ZE1SPA	1SDA073893R1
XT7-XT7 M	Support for mechanical interlock for fixed CB type A – wall mounted	ZE1SPAFM	1SDA073894R1

¹ Non-UL

Ordering codes for accessories

Interlocks and switching devices and residual current devices



ATS021- ATS022
Automatic transfer
devices

ATS021 – ATS022 Automatic transfer devices

Size	Type	U.S. ordering code	Global reference number
XT1...XT7 M	ATS021 Automatic multi voltage transfer device	ATS021	1SDA065523R1
XT1...XT7 M	ATS022 Automatic advanced control transfer device	ATS022	1SDA065524R1

Residual current devices

Residual current devices

Size	Type	3 poles		4 poles	
		U.S. ordering code	Global reference number	U.S. ordering code	Global reference number
XT1	RC Sel Low 200mm	KXT1ERCINST-3	1SDA067122R1	KXT1ERCSEL200-4	1SDA067121R1
XT1	XT1 RC Inst	KXT1ERCSEL-3	1SDA067123R1	KXT1ERCINST-4	1SDA067124R1
XT1	XT1 RC Sel	–	–	KXT1ERCSEL-4	1SDA067125R1
XT2	XT2 RC Sel	KXT3ERCINST-3	1SDA067127R1	KXT2ERCSEL-4	1SDA067126R1
XT3	XT3 RC Inst	KXT3ERCSEL-3	1SDA067128R1	KXT3ERCINST-4	1SDA067129R1
XT3	XT3 RC Sel	–	–	KXT3ERCSEL-4	1SDA067130R1
XT3	XT3 RC B-Type	–	–	KXT3ERCB-4	1SDA067132R1
XT4	XT4 RC Sel	–	–	KXT4ERCSEL-4	1SDA067131R1
XT5	XT5 RC Sel (1)	–	–	KXT5RCSEL-4	1SDA105131R1
XT5	XT5 RC Sel "Alarm Only"	–	–	KXT5RCSELALRM-4	1SDA105132R1

(1) This can also be mounted on a three-pole circuit breaker



RC Inst / RC Sel



RC Sel



Panel type residual
current delay –
RCQ020/A



Toroid

Panel type residual current delay

Size	Type	U.S. ordering code	Global reference number
XT1...XT7 M	RCQ020/A 115-230 V AC	KXTAERCQ230	1SDA065979R1
XT1...XT7 M	RCQ020/A 415 V AC	KXTAERCQ415	1SDA065980R1
XT1...XT7 M	RCQ020/P 110-690 V AC	KXTAERCQ690	1SDA069390R1
XT1...XT7 M	Toroid closed Ø 60mm	KXTTETOR60	1SDA037394R1
XT1...XT7 M	Toroid closed Ø 110mm	KXTTETOR110	1SDA037395R1
XT1...XT7 M	Toroid closed Ø 185mm	KXTTETOR185	1SDA050543R1

Note: Opening coil and undervoltage coil to be ordered separately

Ordering codes for accessories

Accessories for electronic Ekip LSI, Ekip LSI²G and Ekip M-LRIU trip units



Ekip Display

Accessories for electronic Ekip Dip trip units (Ekip LSI, Ekip LSI²G and Ekip M-LRIU)

Size	Type	Fixed/plug-in		Withdrawable	
		U.S. ordering code	Global reference number	U.S. ordering code	Global reference number
XT2-XT4	Ekip Display	KXTCEDISP	1SDA068659R1	KXTCEDISP	1SDA068659R1
XT2-XT4	Ekip LED Meter	KXTCELED	1SDA068660R1	KXTCELED	1SDA068660R1
XT2-XT4	Ekip Com for TM, Ekip LS/I, Ekip I, Ekip M-LIU, MCP and molded case switches	KXTCECOMFP	1SDA068661R1	KXTCECOMW	1SDA068662R1
XT2-XT4	Ekip Com + Ekip Display for Ekip LSI, Ekip LSI ² G, Ekip E-LSIG	KXTCECOMDISPFP	1SDA085535R1	KXTCECOMDISPW	1SDA085536R1
XT2-XT4	HMI030 interface on front of panel	HMI030	1SDA063143R1	HMI030	1SDA063143R1



Ekip LED Meter

Connection kits

Size	Type	Fixed/plug-in		Withdrawable	
		U.S. ordering code	Global reference number	U.S. ordering code	Global reference number
XT2-XT4	Kit of 24 V DC auxiliary voltage for electronic trip units	KXTCECAUXFP	1SDA066980R1	KXTCECAUXW	1SDA066981R1
XT2-XT4	Kit for external neutral connection	KXTCECNEFP	1SDA066984R1	KXTCECNEW	1SDA066985R1
XT4	Kit for external neutral voltage connection	KXT4ECNEFP	1SDA069651R1	KXT4ECNEW	1SDA069652R1

Ordering codes for accessories

Accessories for electronic Ekip Touch trip units



Ekip Cartridge

Ekip Cartridge

Ekip Cartridge

Size	Type	U.S. ordering code	Global reference number
XT2-XT4-XT5	Ekip Cartridge 2 slots XT2-XT4-XT5	KXTGCART2	1SDA105203R1
XT2-XT4-XT5	Ekip Cartridge 4 slots XT2-XT4-XT5	KXTGCART4	1SDA105204R1

Power supply modules



Ekip Supply

Power supply modules

Size	Type	U.S. ordering code	Global reference number
XT2...XT5 – XT7-XT7 M	Ekip Supply 110-240 V AC/DC	ZEAPWRS	1SDA074172R1
XT2...XT5 – XT7-XT7 M	Ekip Supply 24-48 V DC	ZEAPWRSD	1SDA074173R1

Connectivity modules



Ekip COM

Internal modules

Size	Type	U.S. ordering code	Global reference number
XT2-XT4	Ekip Com Ethernet	KXTCCOMIENETIP	1SDA105173R1
XT2-XT4	Ekip Com Hub	KXTCCOMIHUB	1SDA105160R1
XT2-XT4	Ekip Com IEC61850	KXTCCOMIIEC61850	1SDA105174R1
XT2-XT4	Ekip Com Modbus RTU	KXTCCOMIMBRS	1SDA105175R1
XT2-XT4	Ekip Com Modbus TCP	KXTCCOMIMBTCP	1SDA105177R1
XT2-XT4	Ekip Com Profinet	KXTCCOMIPFNET	1SDA105180R1
XT2-XT4	Ekip Link	KXTCCOMILINK	1SDA105197R1
XT2-XT4	Ekip Com STA Modbus TCP	KXTCCOMIMBTCP-STA	1SDA105183R1
XT2-XT4	Ekip Com STA Modbus RTU	KXTCCOMIMBRS-STA	1SDA105181R1
XT5	Ekip Com Ethernet	KXT5COMIENETIP	1SDA105185R1
XT5	Ekip Com Hub	KXT5COMIHUB	1SDA105161R1
XT5	Ekip Com IEC61850	KXT5COMIIEC61850	1SDA105186R1
XT5	Ekip Com Modbus RTU	KXT5COMIMBRS	1SDA105187R1
XT5	Ekip Com Modbus TCP	KXT5COMIMBTCP	1SDA105189R1
XT5	Ekip Com Profinet	KXT5COMIPFNET	1SDA105192R1
XT5	Ekip Link	KXT5COMILINK	1SDA105198R1
XT5	Ekip Com STA Modbus TCP	KXT5COMIMBTCP-STA	1SDA105195R1
XT5	Ekip Com STA Modbus RTU	KXT5COMIMBRS-STA	1SDA105193R1
XT5	Ekip Com OPC UA	KXT5COMIOPCUA	1SDA105190R1
XT5	Ekip Com Open ADR	KXT5COMIOPENADR	1SDA105191R1

Ordering codes for accessories

Accessories for electronic Ekip Touch trip units



Ekip Link

Cartridge and XT7 modules

Size	Type	U.S. ordering code	Global reference number
XT2-XT4-XT5 – XT7-XT7 M	Ekip Com Modbus RTU Tmax XT	KXTTCOMEMBR5	1SDA105166R1
XT2-XT4-XT5 – XT7-XT7 M	Ekip Com Modbus TCP Tmax XT	KXTTCOMEMBTCP	1SDA105167R1
XT2-XT4-XT5 – XT7-XT7 M	Ekip Com Profibus Tmax XT	KXTTCOMEPFBUS	1SDA105170R1
XT2-XT4-XT5 – XT7-XT7 M	Ekip Com Profinet Tmax XT	KXTTCOMEPFNET	1SDA105171R1
XT2-XT4-XT5 – XT7-XT7 M	Ekip Com Devicenet Tmax XT	KXTTCOMEDNET	1SDA105162R1
XT2-XT4-XT5 – XT7-XT7 M	Ekip Com Ethernet/IP Tmax XT	KXTTCOMEENETIP	1SDA105163R1
XT2-XT4-XT5 – XT7-XT7 M	Ekip Com IEC61850 Tmax XT	KXTTCOMEIEC61850	1SDA105165R1
XT2-XT4-XT5 – XT7-XT7 M	Ekip Link Tmax XT	KXTTCOMELINK	1SDA105172R1
XT2-XT4-XT5 – XT7-XT7 M	Ekip Com Hub Tmax XT	KXTTCOMEHUB	1SDA105164R1
XT2-XT4-XT5 – XT7-XT7 M	Ekip Com R Modbus RTU	ZEAMOD485R	1SDA074157R1
XT2-XT4-XT5 – XT7-XT7 M	Ekip Com R Modbus TCP	KXTTCOMEMBTCP-R	1SDA107402R1
XT2-XT4-XT5 – XT7-XT7 M	Ekip Com R Profibus	ZEAProfibusR	1SDA074159R1
XT2-XT4-XT5 – XT7-XT7 M	Ekip Com R Profinet	KXTTCOMEPFNET-R	1SDA107403R1
XT2-XT4-XT5 – XT7-XT7 M	Ekip Com R DeviceNet™	ZEADEVICENETR	1SDA074161R1
XT2-XT4-XT5 – XT7-XT7 M	Ekip Com R EtherNet/IP™	KXTTCOMEENETIP-R	1SDA107404R1
XT2-XT4-XT5 – XT7-XT7 M	Ekip Com R IEC61850	KXTTCOMEIEC61850-R	1SDA107405R1
XT7 M	Ekip Com Actuator	ZEACT	1SDA074166R1



Ekip 2K Signalling

Signaling modules

Internal modules

Size	Type	U.S. ordering code	Global reference number	U.S. ordering code	Global reference number
XT5	EKIP Signalling 1K-1 XT5 INT	KXT5EKIP1KFP	1SDA105201R1	KXT5EKIP1KW	1SDA105202R1

Cartridge and XT7 modules

Size	Type	U.S. ordering code	Global reference number
XT2-XT4-XT5 – XT7-XT7 M	Ekip Signalling 2K-1	ZEA2K1	1SDA074167R1
XT2-XT4-XT5 – XT7-XT7 M	Ekip Signalling 2K-2	ZEA2K2	1SDA074168R1
XT2-XT4-XT5 – XT7-XT7 M	Ekip Signalling 2K-3 (RELT)	ZEB2K3	1SDA074169R1
XT2-XT4-XT5 – XT7-XT7 M	Ekip Signalling 3T-1 AI – Temp PT1000	ZEA3T1	1SDA085693R1
XT2-XT4-XT5 – XT7-XT7 M	Ekip Signalling 3T-2 AI – Temp PT1000	ZEA3T2	1SDA085694R1



Ekip 10K Signalling

External modules

Size	Type	U.S. ordering code	Global reference number
XT2-XT4-XT5 – XT7-XT7 M	Ekip Signalling 10K	ZEA10K	1SDA074171R1
XT2-XT4-XT5 – XT7-XT7 M	Ekip Signalling Modbus TCP	ZEASIGMBTCP	1SDA082485R1

Ordering codes for accessories

Accessories for electronic Ekip Touch trip units



Ekip Measuring

Other modules

Measuring modules

Size	Type	U.S. ordering code	Global reference number
XT7-XT7 M	Ekip Measuring module	KXT7EKIPM	1SDA105210R1
XT7-XT7 M	Voltage socket for neutral on right side L1 L2 L3 N	ZE1VSNRT	1SDA076244R1



Ekip Maintenance

Internal maintenance module

Size	Type	U.S. ordering code	Global reference number	U.S. ordering code	Global reference number
XT5	EKIP Maintenance module XT5 INT	KXT5EKIPMM	1SDA105199R1	KXT5EKIPMMW	1SDA105200R1

Synchrocheck module

Size	Type	U.S. ordering code	Global reference number
XT2-XT4-XT5 – XT7-XT7 M	Ekip Synchrocheck	ZEASYNCHK	1SDA074183R1

Contacting interface module

Size	Type	U.S. ordering code	Global reference number
XT2-XT4-XT5 – XT7-XT7 M	Ekip CI	KXTTEKIPCI	1SDA105205R1

External 3T signaling probe module

Size	Type	U.S. ordering code	Global reference number
XT2-XT4-XT5 – XT7-XT7 M	External probe PT1000 3mt	ZEA3T1	1SDA085695R1

Ordering codes for accessories

Accessories for electronic Ekip Touch trip units



Ekip RTC contacts

Options for Ekip electrical trip units

Size	Type	U.S. ordering code	Global reference number
XT7-XT7 M	Upper internal installed voltage outlets	Factory installed only	1SDA074216R1
XT7-XT7 M	External installed voltage outlets	Factory installed only	1SDA074217R1
XT7-XT7 M	Arrangement for cables with lower internal voltage outlets	Factory installed only	1SDA074213R1
XT7-XT7 M	Arrangement for cables with upper internal voltage outlets	Factory installed only	1SDA074214R1
XT7-XT7 M	Arrangement for cables with external voltage outlets	Factory installed only	1SDA074215R1
XT7-XT7 M	RTC Ekip 24 V	ZE1RTCDE	1SDA073772R1
XT7-XT7 M	AUP Ekip auxiliary position contact	ZEAAUPE	1SDA073768R1

Connection kits

Size	Type	Fixed/plug-in		Withdrawable	
		U.S. ordering code	Global reference number	U.S. ordering code	Global reference number
XT2-XT4	Side connector 24V DC & internal bus cable, selectivity cable, external neutral cable	–	1SDA115574R1	–	1SDA115575R1
XT2-XT4	Side connector 24V DC & internal bus cable	–	1SDA115573R1	–	–
XT2-XT4	Kit Ext NE C+V cables for Ekip Touch ⁽¹⁾	–	1SDA115577R1	–	–
XT2-XT4	Kit zone selectivity for Ekip Touch ⁽¹⁾	–	1SDA115578R1	–	–
XT2-XT4-XT5	Terminal block din rails with 5 positions	KXTGTB5	1SDA101976R1	KXTGTB5	1SDA101976R1
XT2-XT4-XT5	Terminal block din rails with 10 positions	KXTGTB10	1SDA101977R1	KXTGTB10	1SDA101977R1
XT5	Kit zone selectivity XT5 Ekip Touch	–	1SDA113125R1	KXT5ZSITPW	1SDA107397R1
XT5	Kit Ext NE V sensor for Ekip Touch: external neutral voltage only connection (fixed)	KXT5EXTN	1SDA107391R1	–	–
XT5	Connection kit 24Vdc and Internal Bus	–	–	–	1SDA105207R1
XT5	Kit Ext NE C sensor for Ekip Dip: external neutral current only connection (plug-in)	KXT5EXTNDIP	1SDA107396R1	KXT5EXTNDIP	1SDA107396R1
XT5	Kit Ext NE V sensor for Ekip Touch: external neutral voltage only connection (plug-in)	KXT5EXTNTV	1SDA107395R1	KXT5EXTNTV	1SDA107395R1
XT5	Kit Ext NE C+V sensor for Ekip Touch: external neutral current and voltage connection (plug-in)	KXT5EXTNTVC	1SDA107393R1	KXT5EXTNTVC	1SDA107393R1

(1) If withdrawable version is needed, use order code 1SDA115575R1.

Ordering codes for accessories

Accessories for electronic Ekip Touch trip units

Advanced functionality

Packages

Size	Type	U.S. ordering code	Global reference number
XT2-XT4	Measuring package for XT2-XT4	***	1SDA105208R1
XT2-XT4	Adaptive protection for XT2-XT4	***	1SDA105221R1
XT2-XT4	Frequency protection for XT2-XT4	***	1SDA105215R1
XT2-XT4	Power protection for XT2-XT4	***	1SDA105217R1
XT2-XT4	ROCOF protection for XT2-XT4	***	1SDA105219R1
XT2-XT4	Advanced voltages protection for XT2-XT4	***	1SDA105213R1
XT2-XT4	Voltages protection for XT2-XT4	***	1SDA105211R1
XT5-XT7-XT7 M	Datalogger for XT5-XT7	***	1SDA105224R1
XT5-XT7-XT7 M	Network analyzer for XT5-XT7	***	1SDA105226R1
XT5-XT7-XT7 M	Measuring package for XT5-XT7	***	1SDA105209R1
XT5-XT7-XT7 M	Adaptive protection for XT5-XT7	***	1SDA105222R1
XT5-XT7-XT7 M	Frequency protection for XT5-XT7	***	1SDA105216R1
XT5-XT7-XT7 M	Power protection for XT5-XT7	***	1SDA105218R1
XT5-XT7-XT7 M	ROCOF protection for XT5-XT7	***	1SDA105220R1
XT5-XT7-XT7 M	Advanced voltages protection for XT5-XT7	***	1SDA105214R1
XT5-XT7-XT7 M	Voltages protection for XT5-XT7	***	1SDA105212R1

Solutions

Size	Type	U.S. ordering code	Global reference number
XT2-XT4-XT5-XT7-XT7 M	IPS – Interface protection	***	1SDA082919R1
XT2-XT4-XT5-XT7-XT7 M	Load shedding – adaptive	***	1SDA082921R1
XT2-XT4-XT5-XT7-XT7 M	Load shedding – predictive	***	1SDA082922R1
XT2-XT4-XT5-XT7-XT7 M	Synchro reclosing	***	1SDA082923R1
XT2-XT4-XT5-XT7-XT7 M	ATS License main-tie-main closed	***	1SDA082886R1
XT2-XT4-XT5-XT7-XT7 M	ATS License main-main closed	***	1SDA082888R1
XT2-XT4-XT5-XT7-XT7 M	ATS License main-tie-main open	***	1SDA082887R1
XT2-XT4-XT5-XT7-XT7 M	ATS License main-main open	***	1SDA082889R1
XT2-XT4-XT5-XT7-XT7 M	Ekip Power controller	Factory installed only	1SDA074212R1

***Available through ABB MarketPlace or through the configurator

Metering functionality

Size	Type	U.S. ordering code	Global reference number
XT2-XT4	Class 1 Power & Energy Metering	Factory installed only	1SDA107492R1
XT5-XT7	Class 1 Power & Energy Metering	Factory installed only	1SDA107493R1

Ordering codes for accessories

Accessories for electronic Ekip Touch trip units and other accessories for trip units



Ekip Multimeter Display

Display and supervision systems

Display and supervision systems

Size	Type	U.S. ordering code	Global reference number
XT2-XT4-XT5-XT7-XT7 M	Ekip Multimeter display on front of switchboard	ZEAMM	1SDA074192R1

Other accessories for trip units

Test and configuration

Test and configuration

Size	Type	U.S. ordering code	Global reference number
XT2-XT4-XT5 – XT6-XT7-XT7 M	Ekip TT – Trip test unit	ZEAEKPTT	1SDA066988R1
XT2-XT4-XT5 – XT6-XT7-XT7 M	Ekip T&P – Programming and test unit	ZEAEKPTP	1SDA066989R1
XT2-XT4-XT5-XT7-XT7 M	Ekip – Programming	ZEAEKPPGM	1SDA076154R1

Ordering codes for accessories

Accessories for electronic Ekip Touch trip units and other accessories for trip units



Current sensor



Homopolar sensor

Current sensor

Current sensor for neutral conductor outside the circuit breaker*

Size	Type	U.S. ordering code	Global reference number
XT2	CT External neutral 10A Ekip Dip	KXT2ECT10	1SDA067211R1
XT2	CT External neutral 25A Ekip Dip	KXT2ECT25	1SDA067212R1
XT2	CT External neutral 60A Ekip Dip	KXT2CT60	1SDA081983R1
XT2	CT External neutral 100A Ekip Dip	KXT2ECT100	1SDA069143R1
XT2	CT External neutral 125A Ekip Dip	KXT2CT125	1SDA081984R1
XT2	CS External neutral In ≤ 60A Ekip Touch with voltage	KXT2CTUTCHV60	1SDA107406R1
XT2	CS External neutral In ≥ 100A Ekip Touch with voltage	KXT2CTUTCHV100	1SDA107407R1
XT4	CT External neutral 40A Ekip Dip	KXT4ECT40	1SDA066975R1
XT4	CT External neutral 60A Ekip Dip	KXT4CT60	1SDA081985R1
XT4	CT External neutral 100A Ekip Dip	KXT4ECT100	1SDA066977R1
XT4	CT External neutral 150A Ekip Dip	KXT4CT150	1SDA081986R1
XT4	CT External neutral 225A Ekip Dip	KXT4CT225	1SDA081987R1
XT4	CT External neutral 250A Ekip Dip	KXT4ECT250	1SDA066979R1
XT4	CS External neutral Ekip Touch with voltage	KXT4CTUTCHV	1SDA107408R1
XT5	CS External neutral 250A Ekip Dip	KXT5CTUDIPA250	1SDA101966R1
XT5	CS External neutral 300A Ekip Dip	KXT5CTUDIPA300	1SDA105152R1
XT5	CS External neutral 400A Ekip Dip	KXT5CTUDIPA400	1SDA105154R1
XT5	CS External neutral 600A Ekip Dip	KXT5CTUDIPA600	1SDA105155R1
XT5	CS External neutral Ekip Touch with voltage	KXT5CTUTCHV	1SDA107409R1
XT6	CS External neutral 600A Ekip Dip	KXT6CTUDIPA600	1SDA107671R1
XT6	CS External neutral 800A Ekip Dip	KXT6CTUDIPA800	1SDA105158R1
XT6	CS External neutral 1000A Ekip Dip	KXT6CTEDIPA1000	1SDA105159R1
XT7-XT7M	CS External neutral up to 1200A	ZE1NCT	1SDA082134R1

*Required connection kit is sold separately, options available on page 8/349

Homopolar toroid for the grounding conductor of the main power supply



Toroid RC

Size	Type	U.S. ordering code	Global reference number
XT7-XT7 M	Homopolar toroid 100A	ZEHT100	1SDA073743R1
XT7-XT7 M	Homopolar toroid 250A	ZEHT250	1SDA076248R1
XT7-XT7 M	Homopolar toroid 400A	ZEHT400	1SDA076249R1
XT7-XT7 M	Homopolar toroid 800A	ZEHT800	1SDA076250R1
XT7-XT7 M	Toroid RC 3p	ZE12RCT1	1SDA073741R1

Ordering codes for accessories

Other accessories for trip units



Rating plug

Rating plug for Ekip trip units

Rating plug – loose supply

Size	Type	U.S. ordering code	Global reference number
XT5	Rating plug in = 250 A	KXT5RP250UL	1SDA101992R1
XT5	Rating plug in = 300 A	KXT5RP300UL	1SDA101993R1
XT5	Rating plug in = 400 A	KXT5RP400UL	1SDA101996R1
XT5	Rating plug in = 500 A	KXT5RP500UL	1SDA101998R1
XT5	Rating plug in = 600 A	KXT5RP600UL	1SDA101999R1
Ekip Dip LS/I, Ekip Dip LIG, Ekip M Dip I, Ekip G Dip LS/I – BASIC trip units			
XT7-XT7 M	Rating plug in = 600 A XT7-XT7 M	LXT7RP600ULB	1SDA107618R1
XT7-XT7 M	Rating plug in = 800 A XT7-XT7 M	KXT7RP800ULB	1SDA102012R1
XT7-XT7 M	Rating plug in = 1000 A XT7-XT7 M	KXT7RP1000ULB	1SDA102015R1
XT7-XT7 M	Rating plug in = 1200 A XT7-XT7 M	KXT7RP1200ULB	1SDA102017R1
Ekip Dip LSI, Ekip Dip LSIG, Ekip Touch all			
XT7-XT7 M	Rating plug in = 600 A XT7-XT7 M	KXT7RP600ULA	1SDA107620R1
XT7-XT7 M	Rating plug in = 800 A XT7-XT7 M	KXT7RP800ULA	1SDA102002R1
XT7-XT7 M	Rating plug in = 1000 A XT7-XT7 M	KXT7RP1000ULA	1SDA102005R1
XT7-XT7 M	Rating plug in = 1200 A XT7-XT7 M	KXT7RP1200ULA	1SDA102007R1



ABB Inc.

305 Gregson Drive
Cary, NC 27511

electrification.us.abb.com

Customer Service:

800-431-7867

Distributors: us-el.distributorsales@abb.com

All other customers: us-el.oemsales@abb.com

Monday–Friday, 7am–5:30pm, Central Time

Tech Support:

888-437-3765

Monday–Friday, 7am–5pm, Central Time

We reserve all rights in this document and in the subject matter and illustrations contained therein. Any reproduction or utilization of its contents - in whole or in part - is forbidden without prior written consent of ABB Inc.
©2022 ABB Inc. All rights reserved

We reserve the right to make technical changes or modify the contents of this document without prior notice. With regard to purchase orders and/or contracts, the agreed particulars shall prevail. ABB Inc. does not accept any responsibility whatsoever for potential errors or possible lack of information in this document.