



# Product list

## Machine Safety - Jokab Safety products

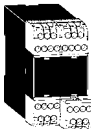



# Contents




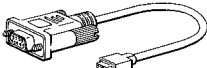
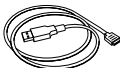

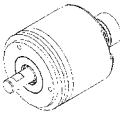
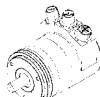
<b>Programmable Safety Controller</b> _____	4	<b>Control devices - Safeball – One hand devices</b> _____	24
Accessories for Programmable Safety Controllers _____	4	Safeball – Two hand devices _____	24
<b>AS-interface - Pluto AS-i</b> _____	6	JSHD – Top units _____	25
AS-i adaption units for safety inputs _____	6	JSHD – Bottom part _____	25
AS-i integrated safety sensors _____	6	JSHD – Three position device and button _____	26
Accessories for AS-interface _____	7	Accessories for Control Devices _____	29
<b>Safety Controller Vital and Tina Units - Vital</b> _____	8	<b>Emergency stops and Pilot devices - INCA</b> _____	31
Tina _____	8	Smile _____	31
<b>Safety relays - Safety relay - RT-series</b> _____	9	Accessories for Emergency stops and Pilot devices _____	32
Safety relay – JSB-series _____	9	Emergency stop EStrongZ and Grab wire safety switche	
Safety timers _____	10	LineStrong _____	33
Expansion relays _____	10	<b>Bumpers and Contact edges - Bumpers ASB</b> _____	35
<b>Optical Safety Devices - Light curtains Focus II</b> _____	11	Contact Edges GE _____	35
Light grids Focus II _____	13	Contact Edges GP _____	36
Spot _____	13	Accessoris for and contact edges _____	36
Wet _____	14	<b>Safety Mats - ASK-1U</b> _____	37
Bjorn _____	14	ASK-1T _____	37
Accessories for Optical Safety Devices _____	14	Accessories for Safety Mats _____	37
<b>Stopping time and machine diagnosis tool</b> _____	18	<b>Accessories, connectors and cables</b> _____	38
<b>Sensors, switches and locks - Eden - Non - contact</b>		<b>Fencing System Quick-Guard - Aluminium profiles</b> _____	41
safety sensor _____	19	Fixing _____	42
MKey - Interlock Switch _____	20	Fixing for switches _____	42
Sense - Magnetic Switch _____	21	Door components _____	43
Magne – Magnetic process lock _____	21	Express sections height 2000 and 2200 _____	45
Dalton – Process lock _____	21	Express sections height 1400 _____	46
Knox – Safety and process lock _____	22	Cover and list _____	47
Accessories for process lock _____	23	Surfaces and fixations _____	47
		Accessories - Fencing system Quick-Guard _____	49


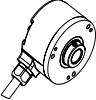




We reserve the right to make changes in products without previous notice. For more information about our products see our Safety Handbook 2TLC172001C0201 or see our website [www.abb.com/lowvoltage](http://www.abb.com/lowvoltage) for the latest updates. August 2012.

## Programmable Safety Controlle



IMAGES	DESIGNATION	ARTICLE NUMBER	DESCRIPTION
	<b>Pluto A20</b>	2TLA020070R0300	Safety PLC with Pluto safety bus. Totally 20 I/O: 8 failsafe inputs + 8 non-failsafe outputs/failsafe inputs + 2 individually failsafe relay outputs + 2 individually failsafe transistor outputs. Current monitoring on Q16 + Q17.
	<b>Pluto S20</b>	2TLA020070R0500	Safety PLC. Totally 20 I/O: 8 failsafe inputs + 8 non-failsafe outputs/failsafe inputs + 2 individually failsafe relay outputs + 2 individually failsafe transistor outputs. (Without Pluto safety bus).
	<b>Pluto B20</b>	2TLA020070R0600	Safety PLC with Pluto safety bus. Totally 20 I/O: 8 failsafe inputs + 8 non-failsafe outputs/failsafe inputs + 2 individually failsafe relay outputs + 2 individually failsafe transistor outputs.
	<b>Pluto B16</b>	2TLA020070R0700	Safety PLC Pluto safety bus. Totally 16 I/O: 8 failsafe inputs + 8 non-failsafe outputs/failsafe inputs. (Without Pluto safety outputs).
	<b>Pluto B46 v2</b>	2TLA020070R1700	Safety PLC with Pluto safety bus. Totally 46 I/O: 24 failsafe inputs + 16 non-failsafe outputs/failsafe inputs + 4 individually failsafe relay outputs + 2 individually failsafe transistor outputs.
	<b>Pluto S46 v2</b>	2TLA020070R1800	Safety PLC. Totally 46 I/O: 24 failsafe inputs + 16 non-failsafe outputs/failsafe inputs + 4 individually failsafe relay outputs + 2 individually failsafe transistor outputs. (Without Pluto safety bus).

## Accessories for Programmable Safety Controllers








IMAGES	DESIGNATION	ARTICLE NUMBER	DESCRIPTION
	<b>GATE-P2 Pluto Gateway PROFIBUS-DP</b>	2TLA020071R8000	Gateway for 2-way communication between the Pluto bus and Profibus.
	<b>Gate-C2 Pluto Gateway CANopen</b>	2TLA020071R8100	Gateway for 2-way communication between the Pluto bus and CANopen.
	<b>Gate-D2 Pluto Gateway DeviceNet</b>	2TLA020071R8200	Gateway for 2-way communication between the Pluto bus and DeviceNet.
	<b>Gate-E2 Pluto Gateway Ethernet</b>	2TLA020071R8300	Gateway for 2-way communication between the Pluto bus and Ethernet. Ethernet protocols: Profinet, Ethernet I/P, Modbus TCP.
	<b>IDFIX-R</b>	2TLA020070R2000	Identifier, read only. For assigning Pluto an address on the Pluto bus. The IDFIX number is fixed by delivery.
	<b>IDFIX-RW</b>	2TLA020070R2100	Identifier, read/write. For assigning Pluto an address on the Pluto bus. The IDFIX number is programmable.
	<b>IDFIX DATA</b>	2TLA020070R2300	Identifier, read/write and AS-i safety codes. For assigning Pluto an address on the Pluto bus and storage of AS-i safety codes. The IDFIX number is programmable. Intended for Pluto AS-i and B42 AS-i but can be used for all Pluto types.
	<b>IDFIX-PROG 2k5</b>	2TLA020070R2400	External program memory, 2.5 kbyte. For projects with only one Pluto the memory can store the PLC program. Can also be used to give Pluto AS-i a specific address.
	<b>IDFIX-PROG 10k</b>	2TLA020070R2600	External program memory, 10 kbyte. For projects with only one Pluto the memory can store the PLC program. Can also be used to give Pluto AS-i a specific address.
	<b>R-120</b>	2TLA020070R2200	Terminating resistor for Pluto bus.
	<b>Pluto programming cable</b>	2TLA020070R5600	Cable for connecting PC serial port to Pluto for programming and on-line monitoring. 9-pole D-sub connector to straight modbus contact.
	<b>Pluto communication cable for HMI</b>	2TLA020070R5700	Cable for connecting HMI-panel to Pluto programming port. Connector at HMI-side: 15-pole D-sub, Pluto side: 90 degrees angled modbus contact.
	<b>Pluto programming cable USB</b>	2TLA020070R5800	For connecting PC, USB port to Pluto for programming and on-line monitoring.
	<b>CAN-Bus cable 1 2 x 0.50 mm<sup>2</sup></b>	2TLA020070R3000	CAN-Bus cable, yellow, 1 2 x 0.50 mm <sup>2</sup> .
	<b>CAN-Bus cable 1 x 2 x 0.75 mm<sup>2</sup></b>	2TLA020070R6800	CAN-Bus cable, yellow, 1 x 2 x 0.75 mm <sup>2</sup> . UL & CSA approved.
	<b>Absolute encoder RSA 597 w. connector</b>	2TLA020070R3600	Absolute encoder RSA 597, single turn, connector, 10mm shaft.
	<b>Absolute encoder RSA 698 multi-turn</b>	2TLA020070R3700	Absolute encoder RSA 698, multi-turn, M12 connector, 10 mm shaft.

IMAGES	DESIGNATION	ARTICLE NUMBER	DESCRIPTION
	<b>Absolute encoder RSA 597 w. 1.5 m cable</b>	2TLA020070R3300	Absolute encoder RSA 597, single turn, 1.5 m cable, 10 mm shaft.
	<b>Absolute encoder RHA 597 w. 2 m cable</b>	2TLA020070R3400	Absolute encoder RHA 597, single turn, 2 m cable, hollow shaft, 12 mm hole.
	<b>Absolute encoder RHA 597 w. 10 m cable</b>	2TLA020070R5900	Absolute encoder RHA 597, single turn, 10 m cable, hollow shaft, 12 mm hole.
	<b>Absolute encoder RSA 698 multi-turn 6 mm shaft</b>	2TLA020071R7800	Absolute encoder RSA 698, multi-turn, M12 connector, 6 mm shaft.
	<b>Absolute encoder RHA 698 multi-turn hollow shaft</b>	2TLA020071R7900	Absolute encoder RHA 698, multi-turn, M12 connector, hollow shaft, 12 mm hole.
	<b>Connector for absolute encoder</b>	2TLA020070R3900	Connector for absolute encoder RSA 597 with connector.

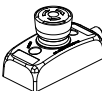

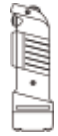


## AS-interface - Pluto AS-i

IMAGES	DESIGNATION	ARTICLE NUMBER	DESCRIPTION
	<b>Pluto AS-i v2</b>	2TLA020070R1100	Safety PLC with AS-i bus and Pluto safety bus. Totally 12 I/O: 4 failsafe inputs + 4 non-failsafe outputs/failsafe inputs + 2 individual failsafe relay outputs + 2 individual failsafe transistor outputs.
	<b>Pluto B42 AS-i</b>	2TLA020070R1400	Safety PLC with AS-i bus and Pluto safety bus. Totally 42 I/O: 20 failsafe inputs + 16 non-failsafe outputs/failsafe inputs + 4 individually failsafe relay outputs + 2 individually failsafe transistor outputs.

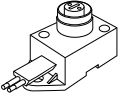
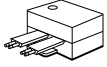
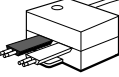





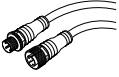
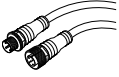
### AS-i adaption units for safety inputs

IMAGES	DESIGNATION	ARTICLE NUMBER	DESCRIPTION
	<b>URAX-A1</b>	2TLA020072R0000	Safe input slave for AS-i bus with 1 safe input for dynamic sensors + 1 non-safe output.
	<b>URAX-A1R</b>	2TLA020072R0100	Safe input slave for AS-i bus with 1 safe input for dynamic sensors + 1 non-safe output. Input for local reset.
	<b>URAX-B1R</b>	2TLA020072R0200	Safe input slave for AS-i bus with 1 safe input for dynamic sensors + 3 non-safe outputs. Input for local reset.
	<b>URAX-C1</b>	2TLA020072R0300	Safe input slave for AS-i bus with 2 safe inputs for devices with dual channel contacts.
	<b>URAX-C1R</b>	2TLA020072R0400	Safe input slave for AS-i bus with 2 safe inputs for devices with dual channel contacts. Input for local reset.
	<b>URAX-D1R</b>	2TLA020072R0500	Safe input slave for AS-i bus with 1 safe dual channel input for safety devices with transistor outputs (OSSD) + 3 non-safe outputs. Input for local reset.
	<b>URAX-E1</b>	2TLA020072R0600	Safe input slave for AS-i bus with safe inputs for two-hand control devices according to EN 574 type IIIC.



### AS-i integrated safety sensors

IMAGES	DESIGNATION	ARTICLE NUMBER	DESCRIPTION
	<b>Smile 11 EA AS-i</b>	2TLA030052R0000	Emergency stop in Smile enclosure, adapted for AS-i system, programmable status LED in button, 1 x M12 5-pin male connector.
	<b>JSTD1-G AS-i Safeball</b>	2TLA020007R3900	JSTD1-G AS-i Safeballs is equipped with a safe node which makes it possible to connect to an AS-i system. The Safeball has an ergonomic design with several grip possibilities and low activation force (approx. 2N) and flexible mounting options. Provides highest level of safety for use in two hand control applications when using two Safeballs in conjunction with AS-i monitor like Pluto Safety PLC. IP67 protection degree, plastic body, 0.25 m wires x 2 for direct connection into an enclosure.
	<b>JSHD4-2-AF-A</b>	2TLA019995R0700	Three-position device incl. LEDs, front button and top button with M12 connection (4 poles) and 2 AS-i nodes (for front and top button) and Anti-tamper PCB.
	<b>Eva AS-i</b>	2TLA020051R8000	Eva actuator for use with Adam AS-i sensors in the Eden sensor system, IP69K, yellow, 4 pcs of DA2 spacer rings are included.
	<b>Adam AS-i M12</b>	2TLA020051R6000	Adam safety sensor unit with a fixed M12 male connector, AS-i node, IP69K, yellow, 4 pcs of DA1 protection plate and 4 pcs of DA2 spacer rings are included.


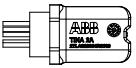



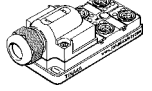
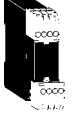

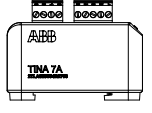
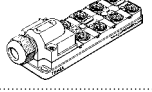





Accessories for AS-interface

IMAGES	DESIGNATION	ARTICLE NUMBER	DESCRIPTION
	<b>AS-i T-connector with M12</b>	2TLA020073R0000	Flat cable connector to M12 5-pole.
	<b>AS-i Splitter box</b>	2TLA020073R0300	Flat cable splitter. Makes it possible to make T-connections and also possible to extend cables.
	<b>AS-i + 24VDC to M12 1 m cable</b>	2TLA020073R0400	Flat cable connector, both AS-i power and AUX power to M12. 1 m cable.
	<b>AS-i Addressing unit cable</b>	2TLA020073R0800	Addressing tool to configurate AS-i nodes/slaves.
	<b>AS-i Addressing cable</b>	2TLA020073R0900	Cable for the addressing unit with jack socket.
	<b>JSM D25 Bracket for URAX/FLEX</b>	2TLA020072R9800	Bracket including fasteners for URAX mounting on ABB Jokab Safety fence system.
	<b>URAX/FLEX Bottom Plate</b>	2TLA020072R9900	URAX Bottom Plate.
	<b>JSAUR1 M12 plug</b>	2TLA020073R0100	Auto reset plug for URAX-R.
	<b>M12-CT132 Transfer cable Pluto</b>	2TLA020060R0600	Transfer cable, 1 m 5/8 × 0.34 mm <sup>2</sup> + screen with straight M12 5-pole male + 8-pole female connectors. Screen connected to pin3 (0VDC) on male connector. Can be used when connecting a Focus to a URAX-D1R.
	<b>M12-CT0214 Transfer cable 8-&gt;5 pol. Tina 4/8 and Urax</b>	2TLA020060R0100	Transfer cable, 20 cm 5/8 × 0.34 mm <sup>2</sup> + screen with straight M12 8-pole female + 5-pole male connectors. Screen connected to pin7 (0VDC) on male connector. Can be used for connection of Dalton to URAX or Tina4/8.

## Safety Controller Vital and Tina Units - Vital

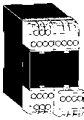

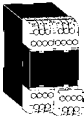
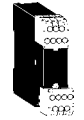
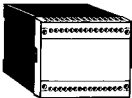
IMAGES	DESIGNATION	ARTICLE NUMBER	DESCRIPTION
	<b>Vital 1</b>	2TLA020052R1000	Safety module with one single channel input for dynamic sensors. Relay outputs 2NO.
	<b>Vital 2</b>	2TLA020070R4300	Safety module with two single channel inputs for dynamic sensors.
	<b>Vital 3</b>	2TLA020070R4400	Safety module with one single channel input for dynamic sensors, and one dual channel input for closing switches.

## Tina

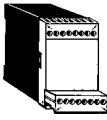
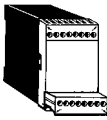


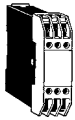
IMAGES	DESIGNATION	ARTICLE NUMBER	DESCRIPTION
	<b>Tina 1A</b>	2TLA020054R0000	Tina 1A is a device that is designed for use with the connection block Tina 4A or 8A, where it is used as a blind plug in unused M12 connection.
	<b>Tina 2A</b>	2TLA020054R0100	Adaption unit for dynamic circuits. Tina 2A is with M20 fitting for connection of emergency stops and other safety devices having a suitable combination of potential free contacts.
	<b>Tina 2B</b>	2TLA020054R1100	Adaption unit for dynamic circuits. Tina 2B with cable for internal assembly in emergency stops and other safety sensors with potential free contacts.
	<b>Tina 3A</b>	2TLA020054R0200	Adaption unit for dynamic circuits. Tina 3A with M12 connection and M20 fitting for use with emergency stop and other safety sensors with potential free contacts.
	<b>Tina 3Aps</b>	2TLA020054R1400	Adaption unit for dynamic circuits. Tina 3A with M12 connection and M20 fitting for use with emergency stop and other safety sensors with potential free contacts. Ps-version is with connection for 24VDC and 0VDC.
	<b>Tina 4A</b>	2TLA020054R0300	Connection block with adaption unit for dynamic circuits. Four M12 5-pole connectors for sensor input. Each sensors information status can be wired separately. Cable connection diameter range: 7–12 mm.
	<b>Tina 5A</b>	2TLA020054R0400	Bypass unit for dynamic units with supervision of the bypass lamp.
	<b>Tina 6A</b>	2TLA020054R0600	Adaption unit for dynamic circuits. Tina 6A with M12 male and female connectors for safety mat/strip/bumper connection.
	<b>Tina 7A</b>	2TLA020054R0700	Adaption unit for dynamic circuits. Tina 7A for installation on DIN rails in Electrical cabinets. Electrical connection via detachable terminal blocks. Tina 7A is used for emergency stops in the same Electrical cabinet.
	<b>Tina 8A</b>	2TLA020054R0500	Connection block with adaption unit for dynamic circuits. Eight M12 5-pole connectors for sensor input. Each sensors information status can be wired separately. Cable connection diameter range: 7–12 mm.
	<b>Tina 10A</b>	2TLA020054R1200	Adaption unit were OSSD outputs (PNP) from Focus II can be transformed for dynamic circuits.
	<b>Tina 10B</b>	2TLA020054R1300	Adaption unit were OSSD outputs (PNP) from Focus II can be transformed for dynamic circuits. Tina 10B has an extra M12 connector were a reset unit like FMI-1B can be connected (reset, a reset lamp and power off).
	<b>Tina 10C</b>	2TLA020054R1600	Adaption unit were OSSD outputs (PNP) from Focus II can be transformed for dynamic circuits. Tina 10C has an extra M12 connector were a the light protections transmitter can be connected (For power).
	<b>Tina 11A</b>	2TLA020054R1700	Connection block with adaption unit for dynamic circuits. Two M12 5-pole connectors for sensor input.
	<b>Tina 12A</b>	2TLA020054R1800	Connection block with adaption unit for dynamic circuits. Two M12 8-pole connectors for sensor input. For example Dalton and Magne locks.



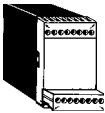
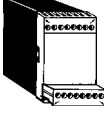
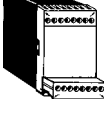
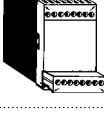
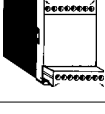
## Safety relays - Safety relay - RT-series

IMAGES	DESIGNATION	ARTICLE NUMBER	DESCRIPTION
	<b>RT6 24 VDC</b> Safety relay	2TLA010026R0000	A universal safety relay for several safety applications. Relay outputs 3NO / 1NC.
	<b>RT6 24 VAC</b> Safety relay	2TLA010026R0200	A universal safety relay for several safety applications. Relay outputs 3NO / 1NC.
	<b>RT6 115 VAC</b> Safety relay	2TLA010026R0400	A universal safety relay for several safety applications. Relay outputs 3NO / 1NC.
	<b>RT6 230 VAC</b> Safety relay	2TLA010026R0500	A universal safety relay for several safety applications. Relay outputs 3NO / 1NC.
	<b>RT7A 1.5s 24 VDC</b> Safety relay	2TLA010028R2000	A universal safety relay for several safety applications. 2 delayed outputs of 1.5 sec. Relay outputs 2NO / 2NO / 1NC.
	<b>RT7A 1.5s 115 VAC</b> Safety relay	2TLA010028R2400	A universal safety relay for several safety applications. 2 delayed outputs of 1.5 sec. Relay outputs 2NO / 2NO / 1NC.
	<b>RT7A 1.5s 230 VAC</b> Safety relay	2TLA010028R2500	A universal safety relay for several safety applications. 2 delayed outputs of 1.5 sec. Relay outputs 2NO / 2NO / 1NC.
	<b>RT7B 3s 24 VDC</b> Safety relay	2TLA010028R1000	A universal safety relay for several safety applications. 2 delayed outputs of 3 sec. Relay outputs 2NO / 2NO / 1NC.
	<b>RT7B 3s 115 VAC</b> Safety relay	2TLA010028R1400	A universal safety relay for several safety applications. 2 delayed outputs of 3 sec. Relay outputs 2NO / 2NO / 1NC.
	<b>RT7B 3s 230 VAC</b> Safety relay	2TLA010028R1500	A universal safety relay for several safety applications. 2 delayed outputs of 3 sec. Relay outputs 2NO / 2NO / 1NC.
	<b>RT9 24 VDC</b> Safety relay	2TLA010029R0000	A universal safety relay for several safety applications. Relay outputs 2NO.
	<b>JSBRT11 24 VDC</b> Safety relay	2TLA010025R0000	A flexible safety relay with many outputs. Relay outputs 7NO / 2NC.
	<b>JSBRT11 115 VAC</b> Safety relay	2TLA010025R0400	A flexible safety relay with many outputs. Relay outputs 7NO / 2NC.
	<b>JSBRT11 230 VAC</b> Safety relay	2TLA010025R0500	A flexible safety relay with many outputs. Relay outputs 7NO / 2NC.

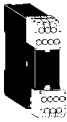
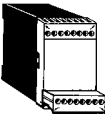
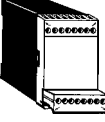
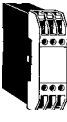
## Safety relay – JSB-series

IMAGES	DESIGNATION	ARTICLE NUMBER	DESCRIPTION
	<b>JSBR4 24 VDC</b> Safety relay	2TLA010002R0000	Safety relay for two hand device and many other safety products. Power supply 24 VDC. Relay outputs 3NO / 1NC.
	<b>JSBR4 24 VAC</b> Safety relay	2TLA010002R0200	Safety relay for two hand device and many other safety products. Power supply 24 VAC. Relay outputs 3NO / 1NC.
	<b>JSBR4 115 VAC</b> Safety relay	2TLA010002R0400	Safety relay for two hand device and many other safety products. Relay outputs 3NO / 1NC.
	<b>JSBR4 230 VAC</b> Safety relay	2TLA010002R0500	Safety relay for two hand device and many other safety products. Relay outputs 3NO / 1NC.
	<b>JSBT4 24 VDC</b> Safety relay	2TLA010004R0000	Safety relay with synchronised dual input channels Relay outputs 3NO / 1NC.
	<b>BT50 24 VDC</b> Safety relay	2TLA010033R0000	Safety relay/expansion relay. Relay outputs 3NO / 1NC.
	<b>BT50T 24 VDC</b> Safety relay	2TLA010033R1000	Safety relay/expansion relay. Time delay 0-1.5 sec. Relay outputs: 4NO.
	<b>BT51 24 VDC</b> Safety relay	2TLA010033R2000	Safety relay/expansion relay. Relay outputs 4NO.
	<b>BT51T 24 VDC</b> Safety relay	2TLA010033R3000	Safety relay/expansion relay. Time delay 0-1.5 sec. Relay outputs: 3NO / 1NC.
	<b>JSBT5 24 VAC/VDC</b> Safety relay	2TLA010005R0100	Single channel and "dual" channel safety relay. Relay outputs 3NO / 1NC.
	<b>JSBT5 12 VDC</b> Safety relay	2TLA010005R0700	Single channel and "dual" channel safety relay. Relay outputs 3NO / 1NC.
	<b>JSBT5T 24 VAC/VDC</b> Safety relay	2TLA010005R1100	Single channel and "dual" channel safety relay. Relay outputs 3NO / 1NC.

Safety timers

IMAGES	DESIGNATION	ARTICLE NUMBER	DESCRIPTION
	<b>JSHT1A 24 VDC</b> Time module	2TLA010011R0000	Safety timer for time reset and time bypassing. Hardwired time selection 5-20 sec. Relay outputs 1NO + 1NO.
	<b>JSHT1B 24 VDC</b> Time module	2TLA010011R1000	Safety timer for time reset and time bypassing. Hardwired time selection 5-40 sec. Relay Outputs 1NO + 1NO.
	<b>JSHT2A 24 VDC</b> Time module	2TLA010012R0000	Safety timer for time bypassing and inching. Hardwired time selection 0.2-1 sec. Relay Outputs 1NO + 1NO.
	<b>JSHT2B 24 VDC</b> Time module	2TLA010012R1000	Safety timer for time bypassing and inching. Hardwired time selection 5-20 sec. Relay Outputs 1NO + 1NO.
	<b>JSHT2C 24 VDC</b> Time module	2TLA010012R2000	Safety timer for time bypassing and inching. Hardwired time selection 05-40 sec. Relay Outputs 1NO + 1NO.

Expansion relays

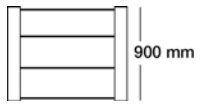
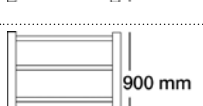
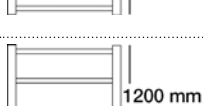



IMAGES	DESIGNATION	ARTICLE NUMBER	DESCRIPTION
	<b>E1T 0s 24 VDC</b> Expansion relay	2TLA010030R0000	Safety expansion relay - for expanding the outputs of safety relays. Time delay 0 sec. Relay outputs 4NO.
	<b>E1T 0.5s 24 VDC</b> Expansion relay	2TLA010030R1000	Safety expansion relay - for expanding the outputs of safety relays. Time delay 0.5 sec. Relay outputs 4NO.
	<b>E1T 1s 24 VDC</b> Expansion relay	2TLA010030R2000	Safety expansion relay - for expanding the outputs of safety relays. Time delay 1 sec. Relay outputs 4NO.
	<b>E1T 1.5s 24 VDC</b> Expansion relay	2TLA010030R3000	Safety expansion relay - for expanding the outputs of safety relays. Time delay 1.5 sec. Relay outputs 4NO.
	<b>E1T 2s 24 VDC</b> Expansion relay	2TLA010030R4000	Safety expansion relay - for expanding the outputs of safety relays. Time delay 2 sec. Relay outputs 4NO.
	<b>E1T 3s 24 VDC</b> Expansion relay	2TLA010030R5000	Safety expansion relay - for expanding the outputs of safety relays. Time delay 3 sec. Relay outputs 4NO.
	<b>JSR1T 0s 24 VDC</b> Expansion relay	2TLA010015R0000	Safety expansion relay - for expanding the outputs of safety relays. Time delay 0 sec. Relay outputs 4NO / 1NC.
	<b>JSR1T 1.5s 24 VDC</b> Expansion relay	2TLA010015R0500	Safety expansion relay - for expanding the outputs of safety relays. Time delay 1.5 sec. Relay outputs 4NO / 1NC.
	<b>JSR1T 8s 24 VDC</b> Expansion relay	2TLA010015R0600	Safety expansion relay - for expanding the outputs of safety relays. Time delay 8 sec. Relay outputs 4NO / 1NC.
	<b>JSR1T 0.5s 24 VDC</b> Expansion relay	2TLA010015R1000	Safety expansion relay - for expanding the outputs of safety relays. Time delay 0.5 sec. Relay outputs 4NO / 1NC.
	<b>JSR1T 10s 24 VDC</b> Expansion relay	2TLA010015R2000	Safety expansion relay - for expanding the outputs of safety relays. Time delay 10 sec. Relay outputs 4NO / 1NC.
	<b>JSR1T 1s 24 VDC</b> Expansion relay	2TLA010015R3000	Safety expansion relay - for expanding the outputs of safety relays. Time delay 1 sec. Relay outputs 4NO / 1NC.
	<b>JSR1T 2s 24 VDC</b> Expansion relay	2TLA010015R4000	Safety expansion relay - for expanding the outputs of safety relays. Time delay 2 sec. Relay outputs 4NO / 1NC.
	<b>JSR1T 3s 24 VDC</b> Expansion relay	2TLA010015R5000	Safety expansion relay - for expanding the outputs of safety relays. Time delay 3 sec. Relay outputs 4NO / 1NC.
	<b>JSR1T 5s 24 VDC</b> Expansion relay	2TLA010015R6000	Safety expansion relay - for expanding the outputs of safety relays. Time delay 5 sec. Relay outputs 4NO / 1NC.
		<b>JSR2A 24 VAC/VDC</b> Expansion relay	2TLA010027R0100
<b>JSR2A 115 VAC</b> Expansion relay		2TLA010027R0400	Expansions relay for more outputs. Higher switching capacity. Up to 10 amps per output. Relay outputs 3NO / 1NC.
<b>JSR2A 230 VAC</b> Expansion relay		2TLA010027R0500	Expansions relay for more outputs. Higher switching capacity. Up to 10 amps per output. Relay outputs 3NO / 1NC.
	<b>JSR3T 24 VAC/VDC</b> Expansion relay	2TLA010017R0100	Safety expansion relay for safe delayed outputs. Hardwire Selectable Delay 0.5 - 10.0 sec. Relay Outputs 1NO + 1NO.

## Optical Safety Devices - Light curtains Focus II



IMAGES	DESIGNATION	ARTICLE NUMBER	DESCRIPTION
	<b>FII-4-14-150</b>	2TLA022200R0000	Focus II Light Curtain Transmitter + Receiver, 14 mm resolution, 150 mm detection zone, range 0.2-6 m, Type 4.
	<b>FII-4-14-300</b>	2TLA022200R1000	Focus II Light Curtain Transmitter + Receiver, 14 mm resolution, 300 mm detection zone, range 0.2-6 m, Type 4.
	<b>FII-4-14-450</b>	2TLA022200R2000	Focus II Light Curtain Transmitter + Receiver, 14 mm resolution, 450 mm detection zone, range 0.2-6 m, Type 4.
	<b>FII-4-14-600</b>	2TLA022200R3000	Focus II Light Curtain Transmitter + Receiver, 14 mm resolution, 600 mm detection zone, range 0.2-6 m, Type 4.
	<b>FII-4-14-750</b>	2TLA022200R4000	Focus II Light Curtain Transmitter + Receiver, 14 mm resolution, 750 mm detection zone, range 0.2-6 m, Type 4.
	<b>FII-4-14-900</b>	2TLA022200R5000	Focus II Light Curtain Transmitter + Receiver, 14 mm resolution, 900 mm detection zone, range 0.2-6 m, Type 4.
	<b>FII-4-14-1050</b>	2TLA022200R6000	Focus II Light Curtain Transmitter + Receiver, 14 mm resolution, 1050 mm detection zone, range 0.2-6 m, Type 4.
	<b>FII-4-14-1200</b>	2TLA022200R7000	Focus II Light Curtain Transmitter + Receiver, 14 mm resolution, 1200 mm detection zone, range 0.2-6 m, Type 4.
	<b>FII-4-14-1350</b>	2TLA022200R8000	Focus II Light Curtain Transmitter + Receiver, 14 mm resolution, 1350 mm detection zone, range 0.2-6 m, Type 4.
	<b>FII-4-14-1500</b>	2TLA022200R9000	Focus II Light Curtain Transmitter + Receiver, 14 mm resolution, 1500 mm detection zone, range 0.2-6 m, Type 4.
	<b>FII-4-14-1650</b>	2TLA022201R0000	Focus II Light Curtain Transmitter + Receiver, 14 mm resolution, 1650 mm detection zone, range 0.2-6 m, Type 4.
	<b>FII-4-14-1800</b>	2TLA022201R1000	Focus II Light Curtain Transmitter + Receiver, 14 mm resolution, 1800 mm detection zone, range 0.2-6 m, Type 4.
	<b>FII-4-14-1950</b>	2TLA022201R2000	Focus II Light Curtain Transmitter + Receiver, 14 mm resolution, 1950 mm detection zone, range 0.2-6 m, Type 4.
	<b>FII-4-14-2100</b>	2TLA022201R3000	Focus II Light Curtain Transmitter + Receiver, 14 mm resolution, 2100 mm detection zone, range 0.2-6 m, Type 4.
	<b>FII-4-14-2250</b>	2TLA022201R4000	Focus II Light Curtain Transmitter + Receiver, 14 mm resolution, 2250 mm detection zone, range 0.2-6 m, Type 4.
	<b>FII-4-14-2400</b>	2TLA022201R5000	Focus II Light Curtain Transmitter + Receiver, 14 mm resolution, 2400 mm detection zone, range 0.2-6 m, Type 4.

IMAGES	DESIGNATION	ARTICLE NUMBER	DESCRIPTION
	<b>FII-4-30-150</b>	2TLA022201R6000	Focus II Light Curtain Transmitter + Receiver, 30 mm resolution, 150 mm detection zone, range 0.2-14 m, Type 4.
	<b>FII-4-30-300</b>	2TLA022201R7000	Focus II Light Curtain Transmitter + Receiver, 30 mm resolution, 300 mm detection zone, range 0.2-14 m, Type 4.
	<b>FII-4-30-450</b>	2TLA022201R8000	Focus II Light Curtain Transmitter + Receiver, 30 mm resolution, 450 mm detection zone, range 0.2-14 m, Type 4.
	<b>FII-4-30-600</b>	2TLA022201R9000	Focus II Light Curtain Transmitter + Receiver, 30 mm resolution, 600 mm detection zone, range 0.2-14 m, Type 4.
	<b>FII-4-30-750</b>	2TLA022202R0000	Focus II Light Curtain Transmitter + Receiver, 30 mm resolution, 750 mm detection zone, range 0.2-14 m, Type 4.
	<b>FII-4-30-900</b>	2TLA022202R1000	Focus II Light Curtain Transmitter + Receiver, 30 mm resolution, 900 mm detection zone, range 0.2-14 m, Type 4.
	<b>FII-4-30-1050</b>	2TLA022202R2000	Focus II Light Curtain Transmitter + Receiver, 30 mm resolution, 1050 mm detection zone, range 0.2-14 m, Type 4.
	<b>FII-4-30-1200</b>	2TLA022202R3000	Focus II Light Curtain Transmitter + Receiver, 30 mm resolution, 1200 mm detection zone, range 0.2-14 m, Type 4.
	<b>FII-4-30-1350</b>	2TLA022202R4000	Focus II Light Curtain Transmitter + Receiver, 30 mm resolution, 1350 mm detection zone, range 0.2-14 m, Type 4.
	<b>FII-4-30-1500</b>	2TLA022202R5000	Focus II Light Curtain Transmitter + Receiver, 30 mm resolution, 1500 mm detection zone, range 0.2-14 m, Type 4.
	<b>FII-4-30-1650</b>	2TLA022202R6000	Focus II Light Curtain Transmitter + Receiver, 30 mm resolution, 1650 mm detection zone, range 0.2-14 m, Type 4.
	<b>FII-4-30-1800</b>	2TLA022202R7000	Focus II Light Curtain Transmitter + Receiver, 30 mm resolution, 1800 mm detection zone, range 0.2-14 m, Type 4.
	<b>FII-4-30-1950</b>	2TLA022202R8000	Focus II Light Curtain Transmitter + Receiver, 30 mm resolution, 1950 mm detection zone, range 0.2-14 m, Type 4.
	<b>FII-4-30-2100</b>	2TLA022202R9000	Focus II Light Curtain Transmitter + Receiver, 30 mm resolution, 2100 mm detection zone, range 0.2-14 m, Type 4.
	<b>FII-4-30-2250</b>	2TLA022203R0000	Focus II Light Curtain Transmitter + Receiver, 30 mm resolution, 2250 mm detection zone, range 0.2-14 m, Type 4.
	<b>FII-4-30-2400</b>	2TLA022203R1000	Focus II Light Curtain Transmitter + Receiver, 30 mm resolution, 2400 mm detection zone, range 0.2-14 m, Type 4.


Light grids Focus II

IMAGES	DESIGNATION	ARTICLE NUMBER	DESCRIPTION
	<b>FII-4-K2-500</b>	2TLA022204R0000	Focus II Light Grid, Transmitter + Receiver, 2 Beams, 500 mm detection zone, range 0.5-40 m, Type 4.
	<b>FII-4-K3-800</b>	2TLA022204R1000	Focus II Light Grid, Transmitter + Receiver, 3 Beams, 800 mm detection zone, range 0.5-40 m, Type 4.
	<b>FII-4-K4-900</b>	2TLA022204R2000	Focus II Light Grid, Transmitter + Receiver, 4 Beams, 900 mm detection zone, range 0.5-40 m, Type 4.
	<b>FII-4-K4-1200</b>	2TLA022204R3000	Focus II Light Grid, Transmitter + Receiver, 4 Beams, 1200 mm detection zone, range 0.5-40 m, Type 4.
	<b>FII-4-K2-500D</b>	2TLA022204R4000	Focus II Light Grid, Transmitter + Receiver, 2+2 Beams (2 beams in parallel), 500 mm detection zone, range 0.5-40 m, Type 4.
	<b>FII-4-K3-800 D</b>	2TLA022204R5000	Focus II Light Grid, Transmitter + Receiver, 3+3 Beams (2 beams in parallel), 800 mm detection zone, range 0.4-40 m Type 4.
	<b>FII-4-K4-900 D</b>	2TLA022204R6000	Focus II Light Grid, Transmitter + Receiver, 4+4 Beams (2 beams in parallel), 900 mm detection zone, range 0.5-40 m Type 4.
	<b>FII-4-K4-1200 D</b>	2TLA022204R7000	Focus II Light Grid, Transmitter + Receiver, 4+4 Beams (2 beams in parallel), 1200 mm detection zone, range 0.5-40 m Type 4.
	<b>FII-4-K1C-500</b>	2TLA022204R8000	Focus II Light Grid, Transmitter/Receiver + Mirror, 2 Beams, 500 mm detection zone, range 0.5-12 m, Type 4.
	<b>FII-4-K2C-800</b>	2TLA022204R9000	Focus II Light Grid, Transmitter/Receiver + Mirror, 3 Beams, 800 mm detection zone, range 0.5-8 m, Type 4.
	<b>FII-4-K2C-900</b>	2TLA022205R0000	Focus II Light Grid, Transmitter/Receiver + Mirror, 4 Beams, 900 mm detection zone, range 0.5-7 m, Type 4.
	<b>FII-4-K2C-1200</b>	2TLA022205R1000	Focus II Light Grid, Transmitter/Receiver + Mirror, 4 Beams, 1200 mm detection zone, range 0.5-7 m, Type 4.

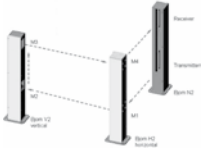
Spot

IMAGES	DESIGNATION	ARTICLE NUMBER	DESCRIPTION
	<b>Spot 10 T/R</b>	2TLA020009R0600	Safety light beam for up to 10 m distance. M18 steel casing with M12 connector.
	<b>Spot 35 T/R</b>	2TLA020009R0500	Safety light beam for up to 35 m distance. Plastic housing with M12 connector.



## Wet

IMAGES	DESIGNATION	ARTICLE NUMBER	DESCRIPTION
	<b>WET-MF-T</b>	2TLA022038R1700	Damp and dust protection for corresponding Focus I muting section.
	<b>WET-MF-L</b>	2TLA022038R1800	Damp and dust protection for corresponding Focus I muting section.
	<b>Wet-150 FII</b>	2TLA022038R4000	Damp and dust protection for corresponding Focus II light curtain/grid.
	<b>Wet-300 FII</b>	2TLA022038R4100	Damp and dust protection for corresponding Focus II light curtain/grid.
	<b>Wet-450 FII</b>	2TLA022038R4200	Damp and dust protection for corresponding Focus II light curtain/grid.
	<b>Wet-600 FII</b>	2TLA022038R4300	Damp and dust protection for corresponding Focus II light curtain/grid.
	<b>Wet-750 FII</b>	2TLA022038R4400	Damp and dust protection for corresponding Focus II light curtain/grid.
	<b>Wet-900 FII</b>	2TLA022038R4500	Damp and dust protection for corresponding Focus II light curtain/grid.
	<b>Wet-1050 FII</b>	2TLA022038R4600	Damp and dust protection for corresponding Focus II light curtain/grid.
	<b>Wet-1200 FII</b>	2TLA022038R4700	Damp and dust protection for corresponding Focus II light curtain/grid.
	<b>Wet-1350 FII</b>	2TLA022038R4800	Damp and dust protection for corresponding Focus II light curtain/grid.
	<b>Wet-1500 FII</b>	2TLA022038R4900	Damp and dust protection for corresponding Focus II light curtain/grid.
	<b>Wet-1650 FII</b>	2TLA022038R5000	Damp and dust protection for corresponding Focus II light curtain/grid.
	<b>Wet-1800 FII</b>	2TLA022038R5100	Damp and dust protection for corresponding Focus II light curtain/grid.
	<b>Wet-K-500 FII</b>	2TLA022038R5200	Damp and dust protection for corresponding Focus II light curtain/grid.
	<b>Wet-K-800 FII</b>	2TLA022038R5300	Damp and dust protection for corresponding Focus II light curtain/grid.
	<b>Wet-K-900 FII</b>	2TLA022038R5400	Damp and dust protection for corresponding Focus II light curtain/grid.
<b>Wet-K-1200 FII</b>	2TLA022038R5500	Damp and dust protection for corresponding Focus II light curtain/grid.	



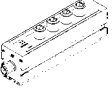
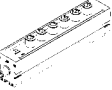











## Bjorn

IMAGES	DESIGNATION	ARTICLE NUMBER	DESCRIPTION
	<b>Bjorn H2</b>	2TLA022041R4000	Bjorn H2 mirror stand for Focus II. Horizontal reflection.
	<b>Bjorn V2</b>	2TLA022041R4100	Bjorn V2 mirror stand for Focus II. Vertical reflection.
	<b>Bjorn H3</b>	2TLA022041R4200	Bjorn H3 mirror stand for Focus II. Horizontal reflection.
	<b>Bjorn H4-1</b>	2TLA022041R4300	Bjorn H4-1 mirror stand for Focus II. Horizontal reflection.
	<b>Bjorn H4-2</b>	2TLA022041R4400	Bjorn H4-2 mirror stand for Focus II. Horizontal reflection.
	<b>Bjorn N2</b>	2TLA022041R4500	Bjorn N2 floor stand for Focus II.
	<b>Bjorn N3</b>	2TLA022041R4600	Bjorn N3 floor stand for Focus II.
	<b>Bjorn N4-1</b>	2TLA022041R4700	Bjorn N4-1 floor stand for Focus II.
	<b>Bjorn N4-2</b>	2TLA022041R4800	Bjorn N4-2 floor stand for Focus II.
	<b>Bjorn N5</b>	2TLA022041R4900	Bjorn N5 floor stand for Focus II.











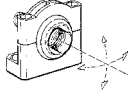
## Accessories for Optical Safety Devices

IMAGES	DESIGNATION	ARTICLE NUMBER	DESCRIPTION
	<b>MFII-300 mirror</b>	2TLA022041R0200	Height mirror glass 356 mm, total height 361 mm, for Focus and Focus II lightcurtains/grids.
	<b>MFII-450 mirror</b>	2TLA022041R0300	Height mirror glass 506 mm, total height 511 mm, for Focus and Focus II lightcurtains/grids.
	<b>MFII-600 mirror</b>	2TLA022041R0400	MFII-600 mirror. Height mirror glass 653 mm, total height 658 mm, for Focus and Focus II lightcurtains/grids.
	<b>MFII-750 mirror</b>	2TLA022041R0500	Height mirror glass 796 mm, total height 801 mm, for Focus and Focus II lightcurtains/grids.
	<b>MFII-900 mirror</b>	2TLA022041R0700	Height mirror glass 953 mm, total height 958 mm, for Focus and Focus II lightcurtains/grids.
	<b>MFII-1200 mirror</b>	2TLA022041R0800	Height mirror glass 1253 mm, total height 1258 mm, for Focus and Focus II lightcurtains/grids.
	<b>MFII-1350 mirror</b>	2TLA022041R1300	Height mirror glass 1403 mm, total height 1408 mm, for Focus and Focus II lightcurtains/grids.
	<b>MFII-1500 mirror</b>	2TLA022041R0900	Height mirror glass 1546 mm, total height 1551 mm, for Focus and Focus II lightcurtains/grids.
	<b>MFII-1650 mirror</b>	2TLA022041R1000	Height mirror glass 1703 mm, total height 1708 mm, for Focus and Focus II lightcurtains/grids.
	<b>Bracket for MF-mirrors</b>	2TLA022041R2000	Bracket for MF-mirrors.

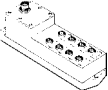
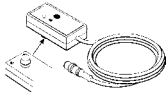
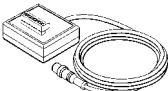


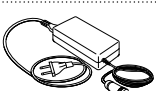


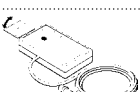
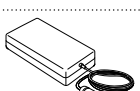
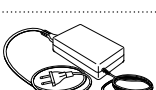
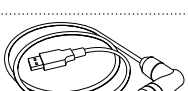
IMAGES	DESIGNATION	ARTICLE NUMBER	DESCRIPTION
	<b>MF-T</b>	2TLA022040R2000	Muting kit for T-muting. Transmitter and receiver with 4 integrated photo-cells. Included are 1 pcs 8-pol cable and 1 pcs 5-pole cable for connection between safety light protection and MF-T. In Focus aluminum profile.
	<b>MFT-T</b>	2TLA022040R2100	Muting unit for T-muting. Transmitter with 4 integrated photo-cells. Included is 1 pcs 5-pol cable for connection between safety light protection and MFT-T. In Focus aluminum profile.
	<b>MFR-T</b>	2TLA022040R2200	Muting unit for T-muting. Receiver with 4 integrated photo-cells. Included is 1 pcs 8-pol cable for connection between safety light protection and MFR-T. In Focus aluminum profile.
	<b>MF-T REFLEX</b>	2TLA022040R4000	Muting kit for T-muting. Transmitter/receiver with 4 integrated photo-cells and reflector. Included is 1 pcs 8-pol cable for connection between safety light protection and MF-T REFLEX. In Focus aluminum profile.
	<b>MFTR-T REFLEX</b>	2TLA022040R4100	Muting unit for T-muting with reflector. Transmitter/Receiver unit with 4 integrated photo-cells. Included is 1 pcs 8-pol cable for connection between safety light protection and MFTR-T REFLEX. In Focus aluminum profile.
	<b>M-T REFLEX</b>	2TLA022040R4200	Muting unit for T-muting with reflector. Reflector unit.
	<b>MF-L</b>	2TLA022040R3000	Muting kit for L-muting. Transmitter and receiver with 2 integrated photo-cells. Included are 1 pcs 8-pol cable and 1 pcs 5-pole cable for connection between safety light protection and MF-L. In Focus aluminum profile.
	<b>MFT-L</b>	2TLA022040R3100	Muting unit for L-muting. Transmitter with 2 integrated photo-cells. Included is 1 pcs 5-pol cable for connection between safety light protection and MFT-L. In Focus aluminum profile.
	<b>MFR-L</b>	2TLA022040R3200	Muting unit for L-muting. Receiver with 2 integrated photo-cells. Included is 1 pcs 8-pol cable for connection between safety light protection and MFR-L. In Focus aluminum profile.
	<b>MF-L REFLEX</b>	2TLA022040R5000	Muting kit for L-muting. Transmitter/receiver with 2 integrated photo-cell and reflector. Included is 1 pcs 8-pol cable for connection between safety light protection and MF-L REFLEX. In Focus aluminum profile.
	<b>MFTR-L REFLEX</b>	2TLA022040R5100	Muting unit for L-muting with reflector. Transmitter/Receiver unit with 2 integrated photo-cells. Included is 1 pcs 8-pol cable for connection between safety light protection and MFTR-L REFLEX. In Focus aluminum profile.
	<b>M-L REFLEX</b>	2TLA022040R5200	Muting unit for L-muting with reflector. Reflector unit.
	<b>MUTE R (FSTR1)</b>	2TLA022044R0000	Mute R (FSTR 1) Retro-reflecting photo-cell M18/M12. Range with FZR1: 0.15-2.5 m. FZR2A: 0.15-5.1 m.
	<b>FZR1</b>	2TLA022044R0100	FZR1 Reflector Ø 80 mm incl. screw MC6S M4 × 16 + Locking nut M4.
	<b>FZR2</b>	2TLA022044R0400	FZR2A Reflector 100 × 100 mm incl. Screws, 2 pcs MC6S M4 × 16 + Locking nut M4.
	<b>FMC-1</b>	2TLA022042R0000	FMC-1 Focus muting connection unit with 4 connectors. With connectors for muting sensors (A+B), reset, power off and muting lamp (R) and muting lamp (M).
	<b>FMC-2</b>	2TLA022042R1000	FMC-2 Focus muting connection unit with 6 connectors. With connectors for muting sensors (A1, A2+B1, B2), reset, power off and muting lamp (R) and muting lamp (M).
	<b>FMI-1A</b>	2TLA022043R0000	FMI-1A muting lamp unit with M12 connector.
	<b>FMI-1B</b>	2TLA022043R0100	FMI-1B muting lamp unit with reset+lamp, power off button and with M12 connector.
	<b>FMI-1C</b>	2TLA022043R0200	FMI-1C unit with reset+lamp, power off button and M12 connector.

IMAGES	DESIGNATION	ARTICLE NUMBER	DESCRIPTION
	<b>FMI-1D</b>	2TLA022043R0300	FMI-1D unit with reset+lamp, power off button, muting resistor and M12-connector.
	<b>FMI-1E</b>	2TLA022043R0400	FMI-1E (pre) reset button blue. FMI-1E unit with reset+lamp and M12-connector.
	<b>FMI-1G</b>	2TLA022043R0500	FMI-1G reset+lamp and muting resistor with M12 connector.
	<b>FMC-1 Tina</b>	2TLA022045R0000	FMC-1 Tina Focus connection to Vital or Pluto. 4 connectors for muting. With connectors for muting sensors (A+B), reset, power off and muting lamp (R) and muting lamp (M). Tina unit is for adaption to Vital or Pluto dynamic circuit.
	<b>FMC-2 Tina</b>	2TLA022046R0000	FMC-2 Tina Focus connection to Vital or Pluto. 6 connectors for muting. With connectors for muting sensors (A1, A2+B1, B2), reset, power off and muting lamp (R) and muting lamp (M). Tina unit is for adaption to Vital or Pluto dynamic circuit.
	<b>FRM-1A</b>	2TLA022048R0000	FRM-1A relay unit for Focus II with 8-pin M12-connectors.
	<b>BP-1</b>	2TLA022090R2300	Blanking programming unit for Focus II light curtains.
	<b>JSAP-1</b>	2TLA022070R1000	JSAP-1 Adapter plug including resistor and 2 jumpers.
	<b>Bolt set to Focus II</b>	2TLA022090R0000	Bolt set Focus II. 2 x M6 x 14 stainless steel bolts with washers, plastic washers and lock nuts.
	<b>JSM 66</b>	2TLA022090R1000	JSM 66 Bracket 2.5 mm RF A2 painted black including, 2 pcs allen screw M6 x 12, 2 pcs T-nut M6 and 2 pcs washers.
		2TLA022090R1100	JSM 66 Bracket 2.5 mm RF A2 painted black incl. bolt set for Focus II.
		2TLA022090R1200	JSM 66 Bracket 2.5 mm RF A2 painted black incl. Bolt set for Focus II and 2 pcs allen screw M6 x 12, 2 pcs T-nut M6 and 2 pcs washers.
		2TLA022090R1300	JSM 66 Bracket 2.5 mm RF A2 painted black.
	<b>JSM 68</b>	2TLA022090R1800	JSM 68 Focus test tool 14/30 mm.
	<b>JSM F1-K</b>	2TLA040043R0000	Mounting screw set for ABB Jokab Safety aluminium profile. Includes 1 pcs M6SF M6 x 12 and 1 pcs JSM M6B (T-nut).
	<b>JSM F2-K</b>	2TLA040044R0000	Mounting screw set for JSM64 to ABB Jokab Safety aluminium profile. Includes 2 pcs MC6S M6 x16 and 2 pcs JSM M6B (T-nut).
	<b>JSM F3-K</b>	2TLA040045R0000	Mounting screw set for ABB Jokab Safety aluminium profile. Includes 1 pcs MC6S M6 x 12, 1 pcs JSM M6B (T-nut) and 1 pcs washer.









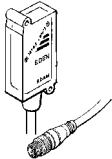
IMAGES	DESIGNATION	ARTICLE NUMBER	DESCRIPTION
	<b>J SMA44-L</b> Post 1000 mm	2TLA040001R0000	Aluminum post 44 x 44, 1000 mm with end cap.
	<b>J SMA44-L</b> Post 1300 mm with feet brackets	2TLA040001R1000	Aluminum post 44 x 44, 1300 mm with 3 pcs feet brackets and end cap.
	<b>J SMA44A-L</b> Post 1100 mm with feet brackets	2TLA040001R1100	Aluminum post 44 x 44, 1100 mm with 3 pcs feet brackets and end cap.
	<b>J SMA44A-LM</b> Post 1100 mm for muting	2TLA040001R1300	Aluminum post 44 x 44, 1100 mm, 2 pcs 500 mm with 3 pcs feet brackets, 2 pcs T-brackets and end cap.
	<b>J SMA44A-LM</b> Post 1300 mm for muting	2TLA040001R1400	Aluminum post 44 x 44, 1300 mm, 2 pcs 500 mm with 3 pcs feet brackets, 2 pcs T-brackets and end cap.
	<b>J SM60-L</b>	2TLA040003R0000	JSM60-L Bracket for JSM9 or JSM63. Includes screws for profile.
	<b>J SM62-L</b>	2TLA040004R0000	JSM62-L Bracket for JSM9 for horizontal angling around a machine. Includes screws for profile.
	<b>J SM6</b> Mirror small	2TLA040006R0000	Mirror for 0-10 m, adjustable mirror plate. Dimensions: 100 x 40 x 25 mm. Screws for bracket included.
	<b>J SM7A</b> Mirror medium	2TLA040006R0500	Mirror for 0-20 m, adjustable mirror plate. Dimensions: 115 x 80 x 30 mm. Screws for bracket included.
	<b>J SM8A</b> Mirror large	2TLA040006R0600	Mirror for 0-35 m, adjustable mirror plate. Dimensions: 160 x 135 x 30 mm. Screws for bracket included.
	<b>J SM9</b> Bracket for mirror	2TLA040007R0000	JSM9 Bracket for mirror.
	<b>J SM63</b> Bracket for lightbeam	2TLA040007R0100	JSM63 Bracket for Spot 35 T/R light beam.
	<b>J SM64</b> Bracket with angle possibility for M18	2TLA040007R0200	Adjustable mounting bracket with rotational knuckle for 18 mm barrel style sensors. Example, Spot 10T/R or MUTE R (FSTR1).

## Stopping time and machine diagnosis tool


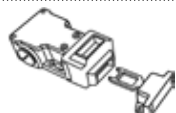
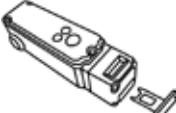
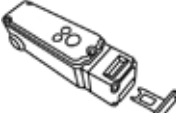
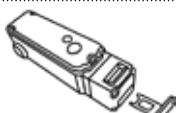
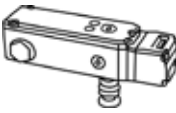



IMAGES	DESIGNATION	ARTICLE NUMBER	DESCRIPTION
	<b>Smart Logger</b>	2TLA070300R0100	Safety and motion analyser tool. Analysis tool for moving machinery systems.
	<b>SM2 Stop unit</b>	2TLA070300R0200	Stop unit for Smart with pushbutton for interaction with emergency stops and other pushbuttons.
	<b>SM3 Stop unit</b>	2TLA070300R0300	Stop unit for Smart with relay for electrical connection to machinery system.
	<b>SM5/1250 Transducer</b>	2TLA070300R0400	Linear transducer for Smart with 1250 mm wire and wire damper.
	<b>SM5/2500 Transducer</b>	2TLA070300R0500	Linear transducer for Smart with 2500 mm wire and wire damper.
	<b>SM6 Mains unit 115-230 VAC / 24 VDC</b>	2TLA070300R0600	Mains power supply unit for Smart. 115-230 VAC/24 VDC with detachable europlug.
	<b>SM7 Wheel transducer</b>	2TLA070300R0700	Wheel transducer for Smart, with stand.
	<b>SM9 Case</b>	2TLA070300R0900	Case for Smart equipment, capable of holding all Smart equipment and also room for a laptop computer.
	<b>SM11 Flag unit</b>	2TLA070300R1100	Stop unit for Smart with rotating flag for interaction with light curtains and other optical sensors.
	<b>SM13 Battery pack</b>	2TLA070300R2300	Battery pack for Smart.
	<b>SM14 Charger for SM11/SM13</b>	2TLA070300R2400	Battery charger for SM11 and SM13 with detachable europlug, 110-240 VAC.
	<b>Computer cable for Smart</b>	2TLA070300R1500	USB cable for connecting Smart Logger to a computer.
	<b>Smart kit with SM6, Computer cable and SM9</b>	2TLA070300R4300	SM9 case with Smart Logger, SM6 power supply and USB cable.





## Sensors, switches and locks - Eden - Non - contact safety sensor

IMAGES	DESIGNATION	ARTICLE NUMBER	DESCRIPTION
	<b>Eva</b>	2TLA020046R0000	Eva actuator for use with Adam sensors in the Eden sensor system, IP67, yellow, 4 pcs of DA2 spacer rings are included.
	<b>Eva Grey</b>	2TLA020046R0100	Eva actuator for use with Adam sensors in the Eden sensor system, IP67, grey, 4 pcs of DA2 spacer rings are included.
	<b>Eva E</b>	2TLA020046R0600	Eva actuator for use with Adam sensors, encapsulated in polyurethane for harsh environments, IP69K, yellow.
	<b>Eva E Grey</b>	2TLA020046R0700	Eva actuator for use with Adam sensors, encapsulated in polyurethane for harsh environments, IP69K, grey.
	<b>Eva AS-i</b>	2TLA020051R8000	Eva actuator for use with Adam AS-i sensors in the Eden sensor system, IP69K, yellow, 4 pcs of DA2 spacer rings are included.
	<b>Adam M12</b>	2TLA020051R0000	Adam safety sensor unit with a fixed M12 male connector, IP67, yellow, 4 pcs of DA1 protection plate and 4 pcs of DA2 spacer rings are included.
	<b>Adam M12, Grey</b>	2TLA020051R0100	Adam safety sensor unit with a fixed M12 male connector, IP67, grey, 4 pcs of DA1 protection plate and 4 pcs of DA2 spacer rings are included.
	<b>Adam 3 m cable with M12</b>	2TLA020051R0200	Adam safety sensor unit with 3 m of cable (5 × 0.34 mm <sup>2</sup> + screen) and M12, IP67, yellow, 4pcs of DA1 protection plate and 4 pcs of DA2 spacer rings are included.
	<b>Adam 10 m cable with M12</b>	2TLA020051R0400	Adam safety sensor unit with 10 m of cable (5 × 0.34 mm <sup>2</sup> + screen) and M12, IP67, yellow, 4 pcs of DA1 protection plate and 4 pcs of DA2 spacer rings are included.
	<b>Adam 20 m cable with M12</b>	2TLA020051R0500	Adam safety sensor unit with 20 m of cable (5 × 0.34 mm <sup>2</sup> + screen) and M12, IP67, yellow, 4 pcs of DA1 protection plate and 4 pcs of DA2 spacer rings are included.
	<b>Adam 3 m yellow cable with M12 male</b>	2TLA020051R3600	Adam safety sensor unit with 3 m of yellow cable (5 × 0.34 mm <sup>2</sup> + screen) and M12, IP67, yellow, 4 pcs of DA1 protection plate and 4 pcs of DA2 spacer rings are included.
	<b>Adam 3 m cable with M12, Grey</b>	2TLA020051R4200	Adam safety sensor unit with 3 m of cable (5 × 0.34 mm <sup>2</sup> + screen) and M12, IP67, grey, 4 pcs of DA1 protection plate and 4 pcs of DA2 spacer rings are included.
	<b>Adam 10 m cable with M12, Grey</b>	2TLA020051R4300	Adam safety sensor unit with 10 m of cable (5 × 0.34 mm <sup>2</sup> + screen) and M12, IP67, grey, 4 pcs of DA1 protection plate and 4pcs of DA2 spacer rings are included.
	<b>Adam 6 m cable with M12, Grey</b>	2TLA020051R4400	Adam safety sensor unit with 20 m of cable (5 × 0.34 mm <sup>2</sup> + screen) and M12, IP67, grey, 4 pcs of DA1 protection plate and 4pcs of DA2 spacer rings are included.
	<b>Adam AS-i M12</b>	2TLA020051R6000	Adam safety sensor unit with a fixed M12 male connector, AS-i node, IP69K, yellow, 4 pcs of DA1 protection plate and 4 pcs of DA2 spacer rings are included.


	<b>Adam E</b> 10 m cable with M12	2TLA020051R0600	Adam safety sensor unit, encapsulated in polyurethane for harsh environments with 10 m of cable (5 × 0.34 mm <sup>2</sup> + screen) and M12, IP69K, yellow.
	<b>Adam E</b> 0.5 m cable with M12	2TLA020051R0700	Adam safety sensor unit, encapsulated in polyurethane for harsh environments with 0.5 m of cable (5 × 0.34 mm <sup>2</sup> + screen) and M12, IP69K, yellow.
	<b>Adam E</b> 20 m cable with M12	2TLA020051R0800	Adam safety sensor unit, encapsulated in polyurethane for harsh environments with 20 m of cable (5 × 0.34 mm <sup>2</sup> + screen) and M12, IP69K, yellow.
	<b>Adam E</b> 0.5 m cable with M12, Grey	2TLA020051R4000	Adam safety sensor unit, encapsulated in polyurethane for harsh environments with 0.5 m of cable (5 × 0.34 mm <sup>2</sup> + screen) and M12, IP69K, grey.
	<b>Adam E</b> 10 m cable with M12, Grey	2TLA020051R4100	Adam safety sensor unit, encapsulated in polyurethane for harsh environments with 10 m of cable (5 × 0.34 mm <sup>2</sup> + screen) and M12, IP69K, grey.

#### MKey - Interlock Switch


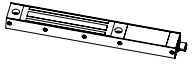





IMAGES	DESIGNATION	ARTICLE NUMBER	DESCRIPTION
	<b>MKey5 - 12N</b>	2TLA050003R0100	Safety interlock switch, 2NC / 1NO, full plastic body, 3 x M20 Conduits entries, 12N holding force, standard key.
	<b>MKey5+ - 40N</b>	2TLA050003R0101	Safety interlock switch, 2NC / 1NO, full plastic body, 3 x M20 Conduits entries, 40N holding force, standard key.
	<b>MKey5 - 12N</b>	2TLA050003R0110	Safety interlock switch, 2NC / 1NO, plastic body, stainless steel head, 3 x M20 Conduits entries, 12N holding force, standard key.
	<b>MKey5+ - 40N</b>	2TLA050003R0111	Safety interlock switch, 2NC / 1NO, plastic body, stainless steel head, 3 x M20 Conduits entries, 40N holding force, standard key.
	<b>MKey5Z+ - 12N</b>	2TLA050003R0120	Safety interlock switch, 2NC / 1NO, full stainless steel, 3 x M20 Conduits entries, 12N holding force, standard key.
	<b>MKey5Z+ - 40N</b>	2TLA050003R0121	Safety interlock switch, 2NC / 1NO, full stainless steel, 3 x M20 Conduits entries, 40N holding force, standard key.
	<b>MKey8 - 24 VDC</b>	2TLA050011R0132	Safety interlock switch, 2NC + 2NC, die cast housing and spring lock, 3 x M20 Conduits entries, 24 VDC, standard key.
	<b>MKey8 - 230 VAC</b>	2TLA050011R0134	Safety interlock switch, 2NC + 2NC, die cast housing and spring lock, 3 x M20 Conduits entries, 230 VAC, standard key.
	<b>MKey8Z - 24 VDC</b>	2TLA050011R0122	Safety interlock switch, 2NC + 2NC, stainless steel housing and spring lock, 3 x M20 Conduits entries, 24 VDC, standard key.
	<b>MKey8Z - 230 VAC</b>	2TLA050011R0124	Safety interlock switch, 2NC + 2NC, stainless steel housing and spring lock, 3 x M20 Conduits entries, 230 VAC, standard key.
	<b>MKey8M - 24 VDC</b>	2TLA050013R0132	Safety interlock switch, 2NC + 2NC, die cast housing and magnetic lock, 3 x M20 Conduits entries, 24 VDC, standard key.
	<b>MKey8M - 230 VAC</b>	2TLA050013R0134	Safety interlock switch, 2NC + 2NC, die cast housing and magnetic lock, 3 x M20 Conduits entries, 230 VAC, standard key.
	<b>MKey8ER - 24 VDC</b>	2TLA050015R0132	Safety interlock switch, 2NC + 2NC, die cast housing and spring lock with emergency release, 3 x M20 Conduits entries, 24 VDC, standard key.
	<b>MKey8ER - 230 VAC</b>	2TLA050015R0134	Safety interlock switch, 2NC + 2NC, die cast housing and spring lock with emergency release, 3 x M20 Conduits entries, 230 VAC, standard key.
	<b>MKey9 - 24 VDC</b>	2TLA050007R0112	Safety interlock switch, rugged polyester housing and spring lock, stainless steel head, standard key, 1 x M20 Conduits entries, 24 VDC.
	<b>MKey9M - 24 VDC</b> (power to lock)	2TLA050009R0112	Safety interlock switch, rugged polyester housing and electro-magnetic lock, stainless steel head, standard key, 1 x M20 Conduits entries, 24 VDC.
	<b>MKey 4,5 Std.</b> <b>Key Plastic Head</b>	2TLA050040R0201	Standard key to Safety Interlock Switch 4 and 5 with a plastic head (around the key entrance). Stainless steel 316 key.
	<b>MKey 4,5,6,8,9 Std.</b> <b>Key Metal Head</b>	2TLA050040R0202	Standard key to Safety Interlock Switch 4, 5, 6, 8 and 9 with a stainless steel head (around the key entrance). Stainless steel 316 key.

	<b>MKey 4,5,6,8,9 Flat Key</b>	2TLA050040R0220	Flat key to Safety Interlock Switch 4, 5, 6, 8 and 9 with a stainless steel head (around the key entrance). Stainless steel 316 key, plastic shroud.
	<b>MKey 4,5,6 Flex Key Plastic</b>	2TLA050040R0221	Flexible key to Safety Interlock Switch 4, 5 and 6 with a plastic head (around the key entrance). Stainless steel 316 key, plastic housing.
	<b>MKey 4,5,6,8,9 Flex Key Metal</b>	2TLA050040R0203	Flexible key to Safety Interlock Switch 4, 5, 6, 8 and 9 with a stainless steel head (around the key entrance). Stainless steel 316 key, die cast metal housing.
	<b>MKey 6,8,9 SS Flex Key SS</b>	2TLA050040R0204	Flexible key to Safety Interlock Switch 4, 5, 6, 8 and 9 with a stainless steel head (around the key entrance). Stainless steel 316 key, stainless steel housing.

#### Sense - Magnetic Switch



IMAGES	DESIGNATION	ARTICLE NUMBER	DESCRIPTION
	<b>Sense7</b> 2 m cable	2TLA050056R4100	Safety Magnetic Switch, 2NC / 1NO, plastic, LED, 2 m cable.
	<b>Sense7</b> 5 m cable	2TLA050056R5100	Safety Magnetic Switch, 2NC / 1NO, plastic, LED, 5 m cable.
	<b>Sense7</b> 10 m cable	2TLA050056R6100	Safety Magnetic Switch, 2NC / 1NO, plastic, LED, 10 m cable.
	<b>Sense7</b> Quick-connect	2TLA050056R2100	Safety Magnetic Switch, 2NC / 1NO, plastic, LED, 250 mm cable with M12-contact.
	<b>Sense7Z</b> 2 m cable	2TLA050056R4120	Safety Magnetic Switch, 2NC / 1NO, stainless steel, LED, 2 m cable.
	<b>Sense7Z</b> 5 m cable	2TLA050056R5120	Safety Magnetic Switch, 2NC / 1NO, stainless steel, LED, 5 m cable.
	<b>Sense7Z</b> 10 m cable	2TLA050056R6120	Safety Magnetic Switch, 2NC / 1NO, stainless steel, LED, 10 m cable.
	<b>Sense7Z</b> Quick-connect	2TLA050056R2120	Safety Magnetic Switch, 2NC / 1NO, stainless steel, LED, 250 mm cable with M12 contact.



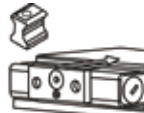
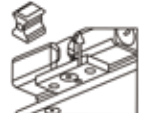
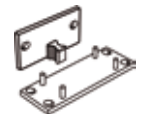



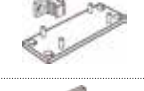

#### Magne – Magnetic process lock

IMAGES	DESIGNATION	ARTICLE NUMBER	DESCRIPTION
	<b>Magne 1A</b>	2TLA042022R0000	Electro-magnet with 5-pole M12-contact. Anchor plate. Cell rubber.
	<b>Magne 1B</b>	2TLA042022R0100	Electro-magnet with 5-pole M12-contact. Anchor plate with permanent magnet. Cell rubber.
	<b>Magne 2A</b>	2TLA042022R1000	Magnetic lock with safety sensor. Electro-magnet with 8-pole M12-contact. Anchor plate. Cell rubber. Adam (built-in) + Eva (free) door position sensor.
	<b>Magne 2B</b>	2TLA042022R1200	Magnetic lock with safety sensor. Electro-magnet with 8-pole M12-contact. Anchor plate with permanent magnet. Cell rubber. Adam (built-in) + Eva (free) door position sensor.
	<b>Magne 2Ax</b>	2TLA042022R1300	Magnetic lock with safety sensor. Electro-magnet with 5-pole M12-contact. Anchor plate. Cell rubber. Adam (built-in) + Eva (free) door position sensor.
	<b>Magne 2Bx</b>	2TLA042022R1400	Magnetic lock with safety sensor. Electro-magnet with 5-pole M12-contact. Anchor plate with permanent magnet. Cell rubber. Adam (built-in) + Eva (free) door position sensor.
	<b>Handle profile for Magne</b>	2TLA042023R0100	Aluminum profile used as both door handle and mounting kit for Magne. Completely covers Magne unit when the door is closed.
	<b>JSM D21B</b>	2TLA042023R0500	Mounting kit for Magne. For conventional door (5–15 mm door gap). Fits all Magne. Note: When used with Magne 2A/B, -2Ax/Bx a mounting kit for Eva is also required (JSM D24).
	<b>JSM D23</b>	2TLA042023R0200	Mounting kit for Magne. For sliding door. Fits all Magne.
	<b>JSM D24</b>	2TLA042023R0300	Mounting kit for Eva. For conventional door.
	<b>Magne Anchor Plate A</b>	2TLA042023R1300	Spare part. Anchor plate A (without permanent magnet).
	<b>Magne Anchor Plate B</b>	2TLA042023R0400	Spare part. Anchor plate B (with permanent magnet).

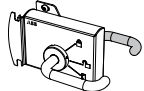
	<b>JSM D21B</b> Handle mounting kit	2TLA042023R1000	Handle/screw for JSM D21 Magne installation kit.
	<b>Magne Anchor Plate</b> cellular rubber	2TLA042023R3600	Spare part. Cellular rubber t=10 mm.

#### Dalton – Process lock

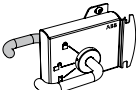
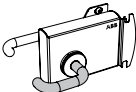
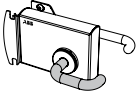




IMAGES	DESIGNATION	ARTICLE NUMBER	DESCRIPTION
	<b>Dalton L00</b>	2TLA020038R3000	Ball latch only, no electrical functions.
	<b>Dalton M11</b>	2TLA020038R3100	Lockable ball latch, 8-pin male plug.

IMAGES	DESIGNATION	ARTICLE NUMBER	DESCRIPTION
	<b>Dalton M12</b>	2TLA020038R3200	Lockable ball latch, 8-pin male plug, 5-pin female to Adam.
	<b>Dalton M31</b>	2TLA020038R3300	Lockable ball latch, 5-pin male plug.
	<b>Dalton tongue A</b>	2TLA020039R0800	Lock tongue for front entry.
	<b>Dalton tongue B</b>	2TLA020039R1000	Lock tongue for top and bottom entry.
	<b>Dalton bracket 1</b>	2TLA020039R0000	Fixing plates for Dalton and lock tongue.
	<b>Dalton bracket 2</b>	2TLA020039R0100	Fixing plates for Dalton and Adam and also for lock tongue and Eva.
	<b>Dalton bracket 3</b>	2TLA020039R0200	Fixing plates for Dalton adapted to ABB Jokab Safety fencing system.
	<b>Dalton bracket 4</b>	2TLA020039R0300	Fixing plates for Dalton and Eden adapted to ABB Jokab Safety fencing system.
	<b>Dalton bracket 5</b>	2TLA020039R0400	Fixing plate for Dalton, small bracket for lock tongue.
	<b>Dalton bracket 6</b>	2TLA020039R0500	Fixing plate for Dalton and Eden, small bracket for lock tongue.

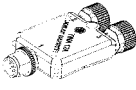

#### Knox – Safety and process lock

IMAGES	DESIGNATION	ARTICLE NUMBER	DESCRIPTION
	<b>Knox 1A-R v2</b>	2TLA020105R5000	Knox door part for outward-opening door with hinges to the right.


	<b>Knox 1A-L v2</b>	2TLA020105R5100	Knox door part for outward-opening door with hinges to the left.
	<b>Knox 1B-R v2</b>	2TLA020105R5200	Knox door part for inward-opening door with hinges to the right. Lock housing is mounted on inside of door.
	<b>Knox 1B-L v2</b>	2TLA020105R5300	Knox door part for inward-opening door with hinges to the left. Lock housing is mounted on inside of door.
	<b>Knox 1AX-R v2</b>	2TLA020105R5800	Knox door part for outward-opening door with hinges to the right. With the option for manual unlocking from the outside.

IMAGES	DESIGNATION	ARTICLE NUMBER	DESCRIPTION
	<b>Knox 1AX-L v2</b>	2TLA020105R5900	Knox door part for outward-opening door with hinges to the left. With the option for manual unlocking from the outside.
	<b>Knox 1F-R v2</b>	2TLA020105R6000	Knox door part for sliding door that opens to the right. Incl. additional fastening fixtures for the frame.
	<b>Knox 1F-L v2</b>	2TLA020105R6100	Knox door part for a sliding door that opens to the left. Incl. additional fastening fixtures for the frame.
	<b>Knox 1BX-R v2</b>	2TLA020105R6200	Knox door part for inward-opening door with hinges to the right. With the option for manual unlocking from the outside. Lock housing is mounted on inside of door.
	<b>Knox 1BX-L v2</b>	2TLA020105R6300	Knox door part for inward-opening door with hinges to the left. With the option for manual unlocking from the outside. Lock housing is mounted on inside of door.
	<b>Knox 1FX-R v2</b>	2TLA020105R6400	Knox door part for sliding door that opens to the right with the option for manual unlocking from the outside. Incl. additional fastening fixtures for the frame.
	<b>Knox 1FX-L v2</b>	2TLA020105R6500	Knox door part for sliding door that opens to the left with the option for manual unlocking from the outside. Incl. additional fastening fixtures for the frame.
	<b>Knox 2A v2</b>	2TLA020105R2200	Safety lock Knox frame part with 8-pin M12 contact. Delivered for door with hinges to the right, but can be mirrored. See instructions for mirroring in Knox manual.
	<b>Knox 2X v2</b>	2TLA020105R2300	Process lock version of Knox (no duplicate unlocking signal), with 5-pin M12 contact. Delivered for door with hinges to the right, but can be mirrored. See instructions for mirroring in Knox manual.
	<b>Knox PC plate for mesh door</b>	2TLA020106R0000	When mounting Knox on door with mesh the accessory PC plate for Knox is recommended. This is to avoid emergency opening from the outside.
	<b>Knox Escutcheon plate</b>	2TLA020106R0600	When mounting Knox on a low door it is recommended to replace emergency release handle to prevent opening from the outside by reaching over.
	<b>Knox Shear Pin</b>	2TLA020106R0800	Spare part for Knox outer handle.
	<b>Knox man. unlock. seal-label</b>	2TLA020106R0700	Extra seal labels for Knox with manual unlock. 10 pcs per package.


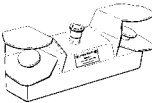


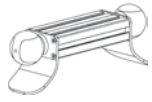
#### Accessories for process lock

IMAGES	DESIGNATION	ARTICLE NUMBER	DESCRIPTION
	<b>Tina 12A</b>	2TLA020054R1800	Connection block with adaption unit for dynamic circuits. Two M12 8-pole connectors for sensor input. For example Dalton and Magne locks.
	<b>M12-CT0214</b>	2TLA020060R0100	Transfer cable, 20 cm 8/5 × 0.34 mm <sup>2</sup> + screen with straight M12 8-pole female + 5-pole male connectors. Screen connected to pin7 (OVDC) on male connector. Can be used for connection of Dalton to URAX or Tina 4/8.
	<b>M12-CT0212M</b>	2TLA020060R0700	Transfer cable, 20 cm 5 × 0.34 mm <sup>2</sup> +screen with straight M12 5-pole


## Control devices - Safeball – One hand devices

IMAGES	DESIGNATION	ARTICLE NUMBER	DESCRIPTION
	<b>JSTD1-A</b> Safeball 20 m cable	2TLA020007R3000	JSTD1-A Safeballs each have 1NO & 1NC independent switches, maximum load of 30 VDC - 2A resistive. Ergonomic design with several grip possibilities and low activation force (approx. 2N) and flexible mounting options. Provides highest level of safety for use in two hand control applications when using two Safeballs in conjunction with a JSBR4 safety relay or Pluto Safety PLC. IP67 protection degree, plastic body, 2 meters molded cable.
	<b>JSTD1-B</b> Safeball 200 mm cable	2TLA020007R3100	JSTD1-B Safeballs each have 1NO & 1NC independent switches, maximum load of 30 VDC - 2A resistive. Ergonomic design with several grip possibilities and low activation force (approx. 2N) and flexible mounting options. Provides highest level of safety for use in two hand control applications when using two Safeballs in conjunction with a JSBR4 safety relay or Pluto Safety PLC. IP67 protection degree, plastic body, 0.2 m wires × 4 for direct connection into an enclosure.
	<b>JSTD1-C</b> Safeball 10 m cable	2TLA020007R3200	JSTD1-C Safeballs each have 1NO & 1NC independent switches, maximum load of 30 VDC - 2A resistive. Ergonomic design with several grip possibilities and low activation force (approx. 2N) and flexible mounting options. Provides highest level of safety for use in two hand control applications when using two Safeballs in conjunction with a JSBR4 safety relay or Pluto Safety PLC. IP67 protection degree, plastic body, 10 meters molded cable.
	<b>JSTD1-E</b> Safeball 1NO+1NO 200 mm cable	2TLA020007R3400	JSTD1-E Safeballs each have 2NO independent switches, maximum load of 30 VDC - 2A resistive. Ergonomic design with several grip possibilities and low activation force (approx. 2N) and flexible mounting options. Provides highest level of safety for use in two hand control applications when using two Safeballs in conjunction with a JSBR4 safety relay or Pluto Safety PLC. IP67 protection degree, plastic body, 0.2 m wires × 4 for direct connection into an enclosure.
	<b>JSTD1-G AS-i</b> Safeball 2 × 250 mm cable	2TLA020007R3900	JSTD1-G AS-i Safeballs is a equipped with a safe node which makes it possible to connect to a AS-i system. The Safeball has an ergonomic design with several grip possibilities and low activation force (approx. 2N) and flexible mounting options. Provides highest level of safety for use in two hand control applications when using two Safeballs in conjunction with AS-i monitor like Pluto Safety PLC. IP67 protection degree, plastic body, 0.25 m wires × 2 for direct connection into an enclosure.






## Safeball – Two hand devices

IMAGES	DESIGNATION	ARTICLE NUMBER	DESCRIPTION
	<b>JSTD20A</b> Twohand station	2TLA020007R2000	Two-hand device with conventional operating buttons. Operating push buttons are 60 mm in diameter, black, 9N operating force, 1 NO + 1 NC contacts, rated current of 10A. Buttons are mounted in black painted steel housing designed for two-hand applications. IP65. Terminal blocks within housing for connection to buttons. Highest level of safety can be achieved when using in conjunction with a JSBR4 safety relay for two-hand buttons or a Pluto Safety PLC.
	<b>JSTD20B</b> Twohand with Emergency Stop	2TLA020007R2100	Two-hand device with conventional operating buttons and E-stop button. Operating push buttons are 60 mm in diameter, black, 9N operating force, 1NO + 1NC contacts, rated current of 10A. E-stop button diameter is 40 mm, 40N operating force, 2NC positive opening contacts, rated current of 10A. Buttons are mounted in black painted steel housing designed for two-hand applications, IP65. Terminal blocks within housing for connection to buttons. Highest level of safety can be achieved when using in conjunction with a JSBR4 safety relay for two-hand buttons and RT9/RT6 safety relay for e-stop button or a Pluto Safety PLC.
	<b>JSTD20C</b> Twohand station housing	2TLA020007R2200	Two-hand housing only. Steel and black painted. Accepts up to 60 mm operating buttons for two-hand device and 40 mm e-stop button.
	<b>JSTD25F</b> Twohand station, 5-pole M12 Male	2TLA020007R6000	Two-hand device with JSTD1-B Safeballs. Buttons are side mounted 44 × 88 extruded aluminum profile designed for two hand applications. Pre-wired to a M12 5-pin connector with protective flanges of the safeballs. Highest level of safety can be achieved when used in conjunction with a JSBR4 safety relay or Pluto Safety PLC.
	<b>JSTD25G</b> Twohand station, custom made	2TLA020007R6200	Two-hand device with is custom made. Included are Safeballs with NO + NC or NO + NO. These are mounted on a 44 × 88 extruded aluminum profile with optional length and then there is protective flanges of the safeballs. Connection is made according to customer choice. Options is Smile E-Stop.
	<b>JSTD25H</b> Twohand station, 8-pole M12 Male	2TLA020007R6300	Two-hand device with JSTD1-B Safeballs. Buttons are side mounted 44 × 88 extruded aluminum profile designed for two hand applications. Pre-wired to a M12 8-pin connector with protective flanges of the safeballs. Highest level of safety can be achieved when used in conjunction with a JSBR4 safety relay or Pluto Safety PLC.











IMAGES	DESIGNATION	ARTICLE NUMBER	DESCRIPTION
	<b>JSTD25P-1</b> Twohand station	2TLA020007R6500	Two-hand device with JSTD1-B Safeballs. Safeballs each have 1NO & 1NC independent switches, maximum load of 30 VDC - 2A resistive. Ergonomic design with several grip possibilities and low activation force (approx. 2N). Buttons are side mounted on black aluminum profile designed for two-hand applications. Pre-wired to a 9-pin Zylin connector with dual protective flanges of the safeballs. Integrated Eva inside housing for Eden sensor suspension shelf JSM C14. Highest level of safety can be achieved when used in conjunction with a JSBR4 safety relay or Pluto Safety PLC.
	<b>JSTK0-A</b>	2TLA020007R6600	JSTK0-A Connector for JSTD25P-1.
	<b>JSTK40S</b>	2TLA020007R6700	JSTK40S Spiral cable 4 m for JSTD25P-1.
	<b>JSTK80S</b>	2TLA020007R6800	JSTK80S Spiral cable 8 m for JSTD25P-1.
	<b>Universal shelf for JSTD25P-1.</b>	2TLA020007R8000	Universal shelf for JSTD25P-1.

#### JSHD – Top units

IMAGES	DESIGNATION	ARTICLE NUMBER	DESCRIPTION
	<b>JSHD4-1</b>	2TLA020006R2100	Three-position device.
	<b>JSHD4-2</b>	2TLA020006R2200	Three-position device incl. LEDs, front button and top button.
	<b>JSHD4-3</b>	2TLA020006R2300	Three-position device incl. LEDs.
	<b>JSHD4-4</b>	2TLA020006R2400	Three-position device incl. LEDs and front button.
	<b>JSHD4-5</b>	2TLA020006R2500	Three-position device incl. LEDs and top button.

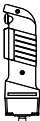
#### JSHD – Bottom part

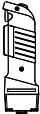
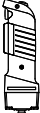
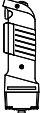
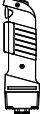

IMAGES	DESIGNATION	ARTICLE NUMBER	DESCRIPTION
	<b>JSHD4 bottom part AA</b>	2TLA020005R1000	Bottom part with cable gland.
	<b>JSHD4 bottom part AB</b>	2TLA020005R1100	Bottom part with Cannon connection.
	<b>JSHD4 bottom part AC</b>	2TLA020005R1200	Bottom part with M12 connection (5 poles).
	<b>JSHD4 bottom part AD</b>	2TLA020005R1300	Bottom part with M12 connection (8 poles).
	<b>JSHD4 bottom part AE</b>	2TLA020005R1400	Bottom part with M12 connection (8 poles) and emergency stop.
	<b>JSHD4 bottom part AF</b>	2TLA020005R1500	Bottom part with M12 connection (4 poles) and 2 AS-i nodes (for front and top button).
	<b>JSHD4 bottom part AG</b>	2TLA020005R1600	Bottom part with M12 connection (4 poles) and 1 AS-i node (without front and top button).
	<b>JSHD4 bottom part AH</b>	2TLA020005R1700	Bottom part with cable gland and PCB with 10 screw connections.
	<b>JSHD4 bottom part AJ</b>	2TLA020005R1800	Bottom part with cable gland and PCB with 16 screw connections.

JSHD – Three position device and button



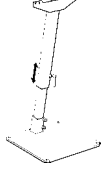
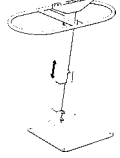

IMAGES	DESIGNATION	ARTICLE NUMBER	DESCRIPTION
	<b>JSHD2C type A</b>	2TLA020001R1100	JSHD2C type A 3-position pushbutton, 3 cables 190 mm, Au, IP40.
	<b>JSHD2C type E</b>	2TLA020001R1000	JSHD2C type E 3-position pushbutton, 3 cables 200 mm, Au, IP54.
	<b>JSHD2C type F</b>	2TLA020001R1400	JSHD2C type F 3-position pushbutton, 3 cables 850 mm, Au, IP54.
	<b>JSHD2C type K</b>	2TLA020001R1300	JSHD2C type K 3-position pushbutton, 2 cables 290 mm, Ag, IP54.
	<b>JSHD4-1-AA</b>	2TLA019995R0000	Three-position device with cable gland.
	<b>JSHD4-1-AC</b>	2TLA019995R0100	Three-position device with M12 connection (5 poles).
	<b>JSHD4-2-AB</b>	2TLA019995R0200	Three-position device incl. LEDs, front button and top button with Cannon connection.
	<b>JSHD4-2-AB-A</b>	2TLA019995R0300	Three-position device incl. LEDs, front button and top button with Cannon connection and Anti-tamper PCB.
	<b>JSHD4-2-AD</b>	2TLA019995R0400	Three-position device incl. LEDs, front button and top button with M12 connection (8 poles).
	<b>JSHD4-2-AD-A</b>	2TLA019995R0500	Three-position device incl. LEDs, front button and top button with M12 connection (8 poles) and Anti-tamper PCB.
	<b>JSHD4-2-AF</b>	2TLA019995R0600	Three-position device incl. LEDs, front button and top button with M12 connection (4 poles) and 2 AS-i nodes (for front and top button).
	<b>JSHD4-2-AF-A</b>	2TLA019995R0700	Three-position device incl. LEDs, front button and top button with M12 connection (4 poles) and 2 AS-i nodes (for front and top button) and Anti-tamper PCB.
	<b>JSHD4-2-AH</b>	2TLA019995R0800	Three-position device incl. LEDs, front button and top button with cable gland and PCB with 10 screw connections.
	<b>JSHD4-2-AH-A</b>	2TLA019995R0900	Three-position device incl. LEDs, front button and top button with cable gland and PCB with 10 screw connections and Anti-tamper PCB.
	<b>JSHD4-2-AJ</b>	2TLA019995R1000	Three-position device incl. LEDs, front button and top button with cable gland and PCB with 16 screw connections.

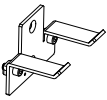

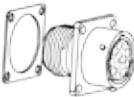

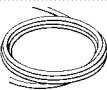
IMAGES	DESIGNATION	ARTICLE NUMBER	DESCRIPTION
			

IMAGES	DESIGNATION	ARTICLE NUMBER	DESCRIPTION
	<b>JSHD4-3-AJ-A</b>	2TLA019995R2300	Three-position device incl. LEDs with cable gland and PCB with 16 screw connections and Anti-tamper PCB.
	<b>JSHD4-4-AB</b>	2TLA019995R2400	Three-position device incl. LEDs and front button with Cannon connection.
	<b>JSHD4-4-AB-A</b>	2TLA019995R2500	Three-position device incl. LEDs and front button with Cannon connection and Anti-tamper PCB.
	<b>JSHD4-4-AD</b>	2TLA019995R2600	Three-position device incl. LEDs and front button with M12 connection (8 poles).
	<b>JSHD4-4-AD-A</b>	2TLA019995R2700	Three-position device incl. LEDs and front button with M12 connection (8 poles) and Anti-tamper PCB.
	<b>JSHD4-4-AF</b>	2TLA019995R2800	Three-position device incl. LEDs and front button with M12 connection (4 poles) and 2 AS-i nodes (for front and top button).
	<b>JSHD4-4-AF-A</b>	2TLA019995R2900	Three-position device incl. LEDs and front button with M12 connection (4 poles) and 2 AS-i nodes (for front and top button) and Anti-tamper PCB.
	<b>JSHD4-4-AH</b>	2TLA019995R3000	Three-position device incl. LEDs and front button with cable gland and PCB with 10 screw connection.
	<b>JSHD4-4-AH-A</b>	2TLA019995R3100	Three-position device incl. LEDs and front button with cable gland and PCB with 10 screw connection and Anti-tamper PCB.
	<b>JSHD4-4-AJ</b>	2TLA019995R3200	Three-position device incl. LEDs and front button with cable gland and PCB with 16 screw connections.
	<b>JSHD4-4-AJ-A</b>	2TLA019995R3300	Three-position device incl. LEDs and front button with cable gland and PCB with 16 screw connections and Anti-tamper PCB.
	<b>JSHD4-5-AB</b>	2TLA019995R3400	Three-position device incl. LEDs and top button with Cannon connection.
	<b>JSHD4-5-AB-A</b>	2TLA019995R3500	Three-position device incl. LEDs and top button with Cannon connection and Anti-tamper PCB.





IMAGES	DESIGNATION	ARTICLE NUMBER	DESCRIPTION
	<b>JSHD4-5-AD</b>	2TLA019995R3600	Three-position device incl. LEDs and top button with M12 connection (8 poles).
	<b>JSHD4-5-AD-A</b>	2TLA019995R3700	Three-position device incl. LEDs and top button with M12 connection (8 poles) and Anti-tamper PCB.
	<b>JSHD4-5-AF</b>	2TLA019995R3800	Three-position device incl. LEDs and top button with M12 connection (4 poles) and 2 AS-i nodes (for front and top button).
	<b>JSHD4-5-AF-A</b>	2TLA019995R3900	Three-position device incl. LEDs and top button with M12 connection (4 poles) and 2 AS-i nodes (for front and top button) and Anti-tamper PCB.
	<b>JSHD4-5-AH</b>	2TLA019995R4000	Three-position device incl. LEDs and top button with cable gland and PCB with 10 screw connection.
	<b>JSHD4-5-AH-A</b>	2TLA019995R4100	Three-position device incl. LEDs and top button with cable gland and PCB with 10 screw connection and Anti-tamper PCB.
	<b>JSHD4-5-AJ</b>	2TLA019995R4200	Three-position device incl. LEDs and top button with cable gland and PCB with 16 screw connections.
	<b>JSHD4-5-AJ-A</b>	2TLA019995R4300	Three-position device incl. LEDs and top button with cable gland and PCB with 16 screw connections and Anti-tamper PCB.

#### Accessories for Control Devices

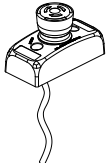
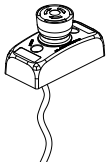
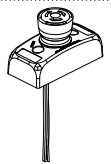
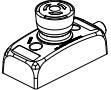
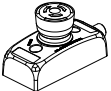
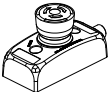
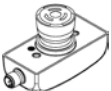
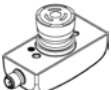
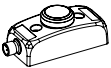
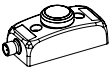
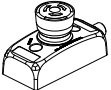
IMAGES	DESIGNATION	ARTICLE NUMBER	DESCRIPTION
	<b>JSM C5</b>	2TLA020007R0900	Accessories Safeball. Ball & socket for flexible mount for mounting the Safeball to Enclosures, machines or table tops.
	<b>Safeball protection coat</b>	2TLA020007R1900	Extra protection coat for Safeball.
	<b>JSTS30</b>	2TLA020007R4000	Floor mount stand for JSTD20/25 two-hand devices. Black painted steel with adjustable height lever.
	<b>JSTS31</b>	2TLA020007R4100	Floor mount stand for JSTD20/25 two-hand devices. Black painted steel with adjustable height lever and distance ring.
	<b>JSTS32</b>	2TLA020007R4200	Distance ring for JSTS30 Floor mount stand.

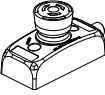
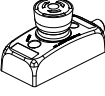
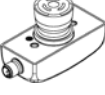
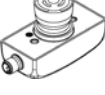
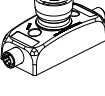
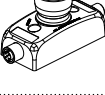








IMAGES	DESIGNATION	ARTICLE NUMBER	DESCRIPTION
	<b>Protective plates</b>	2TLA020007R6400	Protective plates for Safeball (kit) including fasteners.
	<b>JSM C7</b>	2TLA020007R1200	JSM C7 Suspension shelf for JSTD25 F/G/H.
	<b>JSHD4H2A</b>	2TLA020002R0200	JSHD4H2A Three-position control device for external panel mounting.
	<b>JSHD4H2</b>	2TLA020002R3100	JSHD4H2 Three-position control device for internal panel mounting.
	<b>HK-T2 Cable Reel 12 m</b>	2TLA020003R5400	Accessories JSHD4. Cable drum, 12-pole with female Cannon connection.
	<b>JSM55</b>	2TLA040005R0500	JSM55 Wall bracket for three position device.
	<b>JSM5B</b>	2TLA040005R0700	JSM5B Wall bracket for 2 JSNY5 (ordered separately).
	<b>JSHD4 protection coat</b>	2TLA020200R4600	Extra protection coat for JSHD4.
	<b>JSHK0</b>	2TLA020003R0300	Accessories JSHD4. 12-pole female Cannon connector for cable mounting.
	<b>JSHK1-B</b>	2TLA020003R0900	Accessories JSHD4. 12-pole male Cannon connector for cable mounting.
	<b>JSHK1-A</b>	2TLA020003R0800	Accessories JSHD4. 12-pole female Cannon connector for cabinet mounting.
	<b>JSHK1-C</b>	2TLA020003R0700	Accessories JSHD4. 12-pole male Cannon connector for cabinet mounting.
	<b>HK5</b>	2TLA020003R4700	HK5 Cable 5 m and Cannon connection.
	<b>HK10</b>	2TLA020003R4800	HK10 Cable 10 m and Cannon connection.
	<b>HK20</b>	2TLA020003R4900	HK20 Cable 20 m and Cannon connection.
	<b>HK16S4</b>	2TLA020003R5000	HK16S4 spiral cable 1.6 m and Cannon connection.
	<b>HK20S4</b>	2TLA020003R5100	HK20S4 spiral cable 2.0 m and Cannon connection.
	<b>HK32S4</b>	2TLA020003R5200	HK32S4 spiral cable 3.2 m and Cannon connection.
	<b>HK40S4</b>	2TLA020003R3500	HK40S4 spiral cable 4.0 m and Cannon connection.
	<b>HK3604</b>	2TLA020003R3600	HK3604 spiral cable 6.0 m and Cannon connection.
	<b>HK80S4</b>	2TLA020003R5300	HK80S4 spiral cable 8.0 m and Cannon connection.
	<b>HKC12</b>	2TLA020003R5500	HKC12 Cable 12 × 0.25 cut to length.
	<b>JSHD4 Anti-tamper PCBA</b>	2TLA020005R0900	Accessories JSHD4. Anti-tamper PCB. Works with top part JSHD4-2 to JSHD4-5, combined with bottom part AB, AD, AF, AG, AH or AJ.
	<b>JSM 50G</b>	2TLA020205R6300	Accessories JSHD4. Big Bottom plate. Makes it possible to mount Safety Interlock Keys on the JSHD4 to ensure the tree-position device position when not in use. Works with the bracket JSM5B.
	<b>JSM 50H</b>	2TLA020205R6400	Accessories JSHD4. Makes it possible to mount the non-contact sensor Eden (Eva-part) on the JSHD4 to ensure the tree-position device position when not in use.

## Emergency stops and Pilot devices - INCA

IMAGES	DESIGNATION	ARTICLE NUMBER	DESCRIPTION
	<b>INCA 1 Tina</b>	2TLA030054R0000	Emergency stop button for panel mounting, 22.5 mm holes, Tina adaption unit included for dynamic circuit, Status LED in button, terminal blocks.
	<b>INCA 1</b>	2TLA030054R0100	Emergency stop button for panel mounting, 22.5 mm holes, 2 × NC, Status LED in button, terminal blocks.
	<b>INCA 1S Tina</b>	2TLA030054R0200	Machine stop (Black button) for panel mounting, 22.5 mm holes, Tina adaption unit included for dynamic circuit, Status LED in button, terminal blocks.
	<b>INCA 1S</b>	2TLA030054R0300	Machine stop (Black button) for panel mounting, 22.5 mm holes, 2 × NC, Status LED in button, terminal blocks.






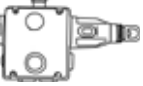


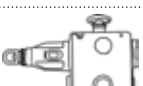
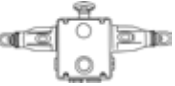

## Smile

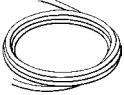







IMAGES	DESIGNATION	ARTICLE NUMBER	DESCRIPTION
	<b>Smile 10 EA</b>	2TLA030051R0400	Emergency stop in Smile enclosure, 2 × NC, Status LED in button, 1 m 5-pole cable out of bottom.
	<b>Smile 10 EA Tina</b>	2TLA030050R0400	Emergency stop in Smile enclosure, Tina adaption unit included for dynamic circuit, Status LED in button, 1 m 5-pole cable out from bottom.
	<b>Smile 10 EK</b>	2TLA030051R0600	Emergency stop in Smile enclosure, 2 × NC, 1 m 4-pole cable out of bottom.
	<b>Smile 11 EA</b>	2TLA030051R0000	Emergency stop in Smile enclosure, 2 × NC, Status LED in button, 1 × M12 5-pin male connector.
	<b>Smile 11 EA AS-i</b>	2TLA030052R0000	Emergency stop in Smile enclosure, adapted for AS-i system, programmable status LED in button, 1 × M12 5-pin male connector.
	<b>Smile 11 EA Tina</b>	2TLA030050R0000	Emergency stop in Smile enclosure, Tina adaption unit included for dynamic circuit, Status LED in button, 1 × M12 5-pin male connector.
	<b>Smile 11 EAR</b>	2TLA030051R0100	Emergency stop in Smile enclosure, 2 × NC, Status LED in button, 1 × M12 5-pin male connector, reversed button attachment (from bottom).
	<b>Smile 11 EAR Tina</b>	2TLA030050R0100	Emergency stop in Smile enclosure, Tina adaption unit included for dynamic circuit, Status LED in button, 1 × M12 5-pin male connector, reversed button attachment (from bottom).
	<b>Smile 11 RA</b>	2TLA030053R0000	Reset button in Smile enclosure, 1 × NO button, 1 × Blue LED, 1 × M12 5-pin male connector.
	<b>Smile 11 RB</b>	2TLA030053R0100	Reset button in Smile enclosure, Pluto Lightbutton connection, 1 button+Blue LED, 1 × M12 5-pin male connector.
	<b>Smile 11 SA</b>	2TLA030051R0900	Machine stop (Black button) in Smile enclosure, 2 × NC, Status LED in button, 1 × M12 5-pin male connector.

IMAGES	DESIGNATION	ARTICLE NUMBER	DESCRIPTION
	<b>Smile 11 SA AS-i</b>	2TLA030052R0100	Machine stop (Black button) in Smile enclosure, adapted for AS-i system, programable status LED in button, 1 × M12 5-pin male connector.
	<b>Smile 11 SA Tina</b>	2TLA030050R0500	Machine stop (Black button) in Smile enclosure, Tina adaption unit included for dynamic circuit, Status LED in button, 1 × M12 5-pin male connector.
	<b>Smile 11 SAR</b>	2TLA030051R1100	Machine stop (Black button) in Smile enclosure, 2 × NC, Status LED in button, 1 × M12 5-pin male connector, reversed button attachment (from bottom).
	<b>Smile 11 SAR Tina</b>	2TLA030050R0700	Machine stop (Black button) in Smile enclosure, Tina adaption unit included for dynamic circuit, Status LED in button, 1 × M12 5-pin male connector, reversed button attachment (from bottom).
	<b>Smile 12 EA</b>	2TLA030051R0200	Emergency stop in Smile enclosure, 2 × NC, Status LED in button, 1 × M12 5-pin male connector and 1 × M12 5-pin female connector.
	<b>Smile 12 EA Tina</b>	2TLA030050R0200	Emergency stop in Smile enclosure, Tina adaption unit included for dynamic circuit, Status LED in button, 1 × M12 5-pin male connector and 1 × M12 5-pin female connector.
			
			
			
			
			
			
			
			



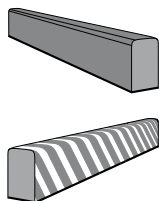
Emergency stop EStrongZ and Grab wire safety switch LineStrong

IMAGES	DESIGNATION	ARTICLE NUMBER	DESCRIPTION
	<b>EStrongZ</b>	2TLA050220R0020	Emergency stop, 2NC / 2NO, stainless steel 316 body, conduit entry 3 x M20.
	<b>EStrongZ (LED)</b>	2TLA050220R0222	Emergency stop, 2NC / 2NO, stainless steel 316 body, LED status indication, conduit entry 3 x M20.
	<b>LineStrong1</b>	2TLA050200R0030	Emergency stop grab wire safety switch, 2NC + 2NO, up to 50 m length, die cast housing, conduit entry 3 x M20.
	<b>LineStrong2</b>	2TLA050202R0322	Emergency stop grab wire safety switch, 2NC + 2NO, up to 80 m length, yellow die cast housing, LED status indication, conduit entry 3 x M20
	<b>LineStrong2Z</b>	2TLA050202R0332	Emergency stop grab wire safety switch, 2NC + 2NO, up to 100 m length, stainless steel 316 body, LED status indication, conduit entry 3 x M20.
	<b>LineStrong3L</b>	2TLA050206R0332	Emergency stop grab wire safety switch, 4NC + 2NO, switch placement to the left, up to 125 m length, yellow die cast housing, LED status indication, conduit entry 3 x M20
	<b>LineStrong3R</b>	2TLA05028R0332	Emergency stop grab wire safety switch, 4NC + 2NO, Switch placement to the right, up to 125 m length, yellow die cast housing, LED status indication, conduit entry 3 x M20.
	<b>LineStrong3LZ</b>	2TLA050206R0322	Emergency stop grab wire safety switch, 4NC + 2NO, switch placement to the left, up to 125 m length, stainless steel 316 housing, LED status indication, conduit entry 3 x M20.
	<b>LineStrong3RZ</b>	2TLA050208R0322	Emergency stop grab wire safety switch, 4NC + 2NO, switch placement to the right, up to 125 m length, stainless steel 316 housing, LED status indication, conduit entry 3 x M20.
	<b>LineStrong3D</b>	2TLA050204R0332	Emergency stop grab wire safety switch, 4NC + 4NO, entries from both sides of the grab wire switch, up to 250 m length, yellow die cast housing, LED status indication, conduit entry 3 x M20.
	<b>LineStrong3DZ</b>	2TLA050204R0322	Emergency stop grab wire safety switch, 4NC + 4NO, entries from both sides of the grab wire switch, up to 250 m length, stainless steel 316 housing, LED status indication, conduit entry 3 x M20.
	<b>10 m Wire Kit, Galvanized</b>	2TLA050210R0130	10 m galvanized wire pull kit. Includes 10 m wire (one end is terminated with thimble and permanent clamp), 5 pcs eyebolts, 1 pcs tensioner, 1 pcs allen key.
	<b>20 m Wire Kit, Galvanized</b>	2TLA050210R0330	20 m galvanized wire pull kit. Includes 20 m wire (one end is terminated with thimble and permanent clamp), 9 pcs eyebolts, 1 pcs tensioner, 1 pcs allen key.
	<b>80 m Wire Kit, Galvanized</b>	2TLA050210R0630	80 m galvanized wire pull kit. Includes 80 m wire, 30 pcs eyebolts, 2 pcs tensioner, 1 pcs allen key.
	<b>100 m Wire Kit, Galvanized</b>	2TLA050210R0730	100 m galvanized wire pull kit. Includes 100 m wire, 37 pcs eyebolts, 2 pcs tensioner, 1 pcs allen key.
	<b>50 m Wire Kit, Stainless steel</b>	2TLA050210R0520	50 m stainless steel wire pull kit. Includes 50 m wire (one end is terminated with thimble and permanent clamp), 20 pcs eyebolts, 1 pcs tensioner, 1 pcs allen key.
	<b>100 m Wire Kit, Stainless steel</b>	2TLA050210R0720	100 m stainless steel wire pull kit. Includes 100 m wire, 37 pcs eyebolts, 2 pcs tensioner, 1 pcs allen key.

IMAGES	DESIGNATION	ARTICLE NUMBER	DESCRIPTION
	<b>10 m Wire Only</b>	2TLA050210R2120	Plastic coated wire 10 m.
	<b>80 m Wire Only</b>	2TLA050210R2520	Plastic coated wire 80 m.
	<b>100 m Wire Only</b>	2TLA050210R2620	Plastic coated wire 100 m.
	<b>1 m wire (order by length)</b>	2TLA020034R0500	Plastic coated wire. Order by length (meter).
	<b>Wire Tensioner, Stainless Steel</b>	2TLA050210R4020	Wire tensioner/gripper for emergency pull wire switch systems, stainless steel.
	<b>Wire Tensioner, Galvanized</b>	2TLA050210R4030	Wire tensioner/gripper for emergency pull wire switch systems, galvanized.
	<b>Corner pulley, Stainless Steel</b>	2TLA050210R6020	Corner pulley for emergency pull wire switch systems, stainless steel. For navigating corners, both inside and outside.
	<b>Corner pulley, Galvanized</b>	2TLA050210R6030	Corner pulley for emergency pull wire switch systems, galvanized. For navigating corners, both inside and outside.
	<b>Eyebolt M8x1.25, Stainless Steel</b>	2TLA050210R8020	Eyebolt M8 x 1.25 for emergency pull wire switch systems, stainless steel.
	<b>Eyebolt M8x1.25, Galvanized</b>	2TLA050210R8030	Eyebolt M8 x 1.25 for emergency pull wire switch systems, galvanized.
	<b>Spring, 220mm, Stainless Steel</b>	2TLA050211R0004	Spring for emergency pull wire switch systems, 220 mm, stainless steel. When using one emergency pull wire switch the wire should be anchored at the other end using this spring.
	<b>Screwdriver, Torx T20</b>	2TLA050211R0006	Screwdriver, Anti-Tamper, Torx T20
	<b>Gland M20 x 1.5</b>	2TLA050211R0006	Gland M20 x 1.5
	<b>Conduit Plug M20 x 1.5</b>	2TLA050040R0004	Conduit plug M20 x 1.5

## Bumpers and Contact edges - Bumpers ASB



IMAGES	DESIGNATION	ARTICLE NUMBER	DESCRIPTION
	Safety bumper base price	2TLA076200R0000	Applies for all bumpers, independent on legth. Special shape can be orderd on request. NOTE! Maximum legth of a bumper is 3000 mm.
	<b>Bumper ASB 53/100 black</b>	2TLA076200R0100	Width 53 mm, Height 100 mm, Black, meter.
	<b>Bumper ASB 100/200 black</b>	2TLA076200R0200	Width 100 mm, Height 200 mm, Black, meter.
	<b>Bumper ASB 150/300 black</b>	2TLA076200R0300	Width 150 mm, Height 300 mm, Black, meter.
	<b>Bumper ASB 200/200 black</b>	2TLA076200R1300	Width 200 mm, Height 200 mm, Black, meter.
	<b>Bumper ASB 200/400 black</b>	2TLA076200R0400	Width 200 mm, Height 300 mm, Black, meter.
	<b>Bumper ASB 53/100 black/yellow</b>	2TLA076200R0500	Width 53 mm, Height 100 mm, Black/Yellow, meter.
	<b>Bumper ASB 100/200 bl./yl.</b>	2TLA076200R0600	Width 100 mm, Height 200 mm, Black/Yellow, meter.
	<b>Bumper ASB 150/300 bl./yl.</b>	2TLA076200R0700	Width 150 mm, Height 300 mm, Black/Yellow, meter.
	<b>Bumper ASB 200/400 bl./yl.</b>	2TLA076200R0800	Width 200 mm, Height 400 mm, Black, meter.
	<b>Bumper ASB 63/100 NBR black (63/100)</b>	2TLA076200R0900	Width 63 mm, Height 100 mm, NBR, Black, meter.
	<b>Bumper ASB 100/200 NBR black</b>	2TLA076200R1000	Width 100 mm, Height 200 mm, NBR, Black, meter.
	<b>Bumper ASB 150/150 NBR black</b>	2TLA076200R1400	Width 150 mm, Height 150 mm, NBR, Black, meter.
	<b>Bumper ASB 150/300 NBR black</b>	2TLA076200R1100	Width 150 mm, Height 300 mm, NBR, Black, meter.
	<b>Bumper ASB 200/400 NBR black</b>	2TLA076200R1200	Width 200 mm, Height 400 mm, NBR, Black, meter.
	<b>Bumper ASB 100/200 NBR black/yellow</b>	2TLA076200R1500	Width 100 mm, Height 200 mm, NBR, Black/Yellow, meter.
	<b>Bumper ASB 150/250 NBR black/yellow</b>	2TLA076200R1600	Width 150 mm, Height 250 mm, NBR, Black/Yellow, meter.



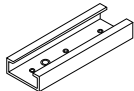
## Contact Edges GE

IMAGES	DESIGNATION	ARTICLE NUMBER	DESCRIPTION
	<b>GE 25-25 TK with T-base in EPDM</b>	2TLA076005R0200	GE series safety edge. EPDM part in meters, 25 mm widht, 25 mm height, with T-base.
	<b>GE 25-45 TK with T-base in EPDM</b>	2TLA076005R0400	GE series safety edge. EPDM part in meters, 25 mm widht, 45 mm height, with T-base.
	<b>KS 6 L 0.5 m connector with 0.5 m cable</b>	2TLA076005R4000	GE series safety edge. KS 6 is an end connection for GE safety edges wider than 25 mm. Cable length 0.5 meters.
	<b>KS 6 L 2.5 m connector with 2.5 m cable</b>	2TLA076005R4400	GE series safety edge. KS 6 is an end connection for GE safety edges wider than 25 mm. Cable length 2.5 meters.
	<b>KS 6 L 5 m connector with 5 m cable</b>	2TLA076005R4500	GE series safety edge. KS 6 is an end connection for GE safety edges wider than 25 mm. Cable length 5 meters.
	<b>KS 6 L 10 m connector with 10 m cable</b>	2TLA076005R4600	GE series safety edge. KS 6 is an end connection for GE safety edges wider than 25 mm. Cable length 10 meters.
	<b>KS 6 W Plug with resistor 8.2 kOhm</b>	2TLA076005R4700	GE series safety edge. KS 6 is an end connection for GE safety edges wider than 25 mm. Resistor of 8.2 kOhm.
	<b>EK 245 T End cap for GE25-45</b>	2TLA076005R6100	GE series safety edge. EK is an end cap for GE safety edges. For GE25-45.
	<b>EK 225 T End cap for GE25-25</b>	2TLA076005R6200	GE series safety edge. EK is an end cap for GE safety edges. For GE25-25.
	<b>Scissor for cutting GE-strips</b>	2TLA076005R8500	Special scissor for cutting safety edge rubber. Helps to get a straight cut.
	<b>Plug insert tool for KS 6</b>	2TLA076005R8600	Tool to make it easier to attach the KS6 connector to the GE safety edge.
	<b>Production cost for GE safety edge</b>	2TLA076008R0000	Service cost if assembly of GE safety edge is made by ABB Jokab Safety.


Contact Edges GP

IMAGES	DESIGNATION	ARTICLE NUMBER	DESCRIPTION
	Safety contact rail <b>25-25 EPDM</b>	2TLA076025R2500	GP series safety edge. EPDM part in meters, 25 mm width, 25 mm height, with T-base.
	Safety contact rails <b>25-25 NBR</b>	2TLA076125R2500	GP series safety edge. NBR part in meters, 25 mm width, 25 mm height, with T-base.
	Safety contact rails <b>25-40 NBR</b>	2TLA076125R4000	GP series safety edge. NBR part in meters, 25 mm width, 40 mm height, with T-base.
	Safety contact rail <b>25-40 EPDM</b>	2TLA076025R4000	GP series safety edge. EPDM part in meters, 25 mm width, 40 mm height, with T-base.
	Production cost <b>2+2 m cable</b>	2TLA076009R0100	GP series safety edge. Production cost and cable cost when making GP safety edges.
	Production cost <b>2+5 m cable</b>	2TLA076009R0200	GP series safety edge. Production cost and cable cost when making GP safety edges.
	Production cost <b>2+7 m cable</b>	2TLA076009R0300	GP series safety edge. Production cost and cable cost when making GP safety edges.
	Production cost <b>2+10 m cable</b>	2TLA076009R0400	GP series safety edge. Production cost and cable cost when making GP safety edges.
	Production cost <b>5+5 m cable</b>	2TLA076009R0500	GP series safety edge. Production cost and cable cost when making GP safety edges.
	Production cost <b>5+7 m cable</b>	2TLA076009R0600	GP series safety edge. Production cost and cable cost when making GP safety edges.
	Production cost <b>5+10 m cable</b>	2TLA076009R0700	GP series safety edge. Production cost and cable cost when making GP safety edges.
	Production cost <b>7+7 m cable</b>	2TLA076009R0800	GP series safety edge. Production cost and cable cost when making GP safety edges.
	Production cost <b>7+10 m cable</b>	2TLA076009R0900	GP series safety edge. Production cost and cable cost when making GP safety edges.
	Production cost <b>10+10 m cable</b>	2TLA076009R1000	GP series safety edge. Production cost and cable cost when making GP safety edges.
	Production cost, <b>custom cable length x+x m</b>	2TLA076009R1100	GP series safety edge. Production cost when making GP safety edges in custom cable length. Cable length and distribution it's necessary to specify when ordering. Cable is added as an extra article (Cable LIYY) (article number 2TLA076002R1800) in total meters.


Accessories for and contact edges

IMAGES	DESIGNATION	ARTICLE NUMBER	DESCRIPTION
	<b>AL 25-14</b>	2TLA076002R0200	Aluminum profile for safety edge GE and GP for T-base. Width 25 mm, height 14 mm.
	<b>Cable LIYY 2 x 0.34, m</b>	2TLA076002R1800	If 2TLA076009R1100 chosen it's necessary to add this cables to the desired length. For GP safety edges.
	<b>Glueing set small</b>	2TLA076005R7600	GE series safety edge accessories. Small glueing set for making GE safety edges. Glue, primer & activator 5 gr/5 ml.
	<b>Glueing set large</b>	2TLA076005R7700	GE series safety edge accessories. Large glueing set for making GE safety edges. Glue, primer & activator 20 gr/10 ml.

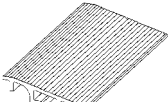
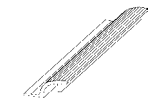
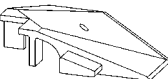
## Safety Mats - ASK-1U

IMAGES	DESIGNATION	ARTICLE NUMBER	DESCRIPTION
	Safety mat base price, custom made, without molded ramp rail, Aluminum or Steel surface	2TLA076300R0000	Applies for custom made safety mats ASK-1U4 model with special surface (Aluminum or steel). Special shape can be orderd on request. NOTE! Maximum safeguarded are is 2350 × 1350 mm.
	Safety mat base price, custom made, without molded ramp rail	2TLA076301R0000	Applies for custom safety mats ASK-1U4 model, except for special surface (See 2TLA076300R0000) Special shape can be orderd on request. NOTE! Maximum safeguarded are is 2350 × 1350 mm.
	Safety mat <b>ASK-1U4.4-NP sqm</b>	2TLA076301R0500	Safety mat ASK-1U4.4-NP, no ramp edge trim, size and shape according to order, m2, incl. 5 + 5 m cables.
	Safety mat <b>ASK-1U4.4-NP</b> 750 × 1000 mm	2TLA076310R0500	Safety mat ASK-1U4.4-NP, No ramp edge trim, safeguarded area is 1000 × 750 mm, incl. 5 + 5 m cables.
	Safety mat <b>ASK-1U4.4-NP</b> 1000 × 1000 mm	2TLA076310R0600	Safety mat ASK-1U4.4-NP, no ramp edge trim, safeguarded area is 1000 × 1000 mm, incl. 5 + 5 m cables.
	Safety mat <b>ASK-1U4-NP</b> 1000 × 1500 mm	2TLA076310R0700	Safety mat ASK-1U4.4-NP, no ramp edge trim, safeguarded area is 1000 × 1500 mm, incl. 5 + 5 m cables.

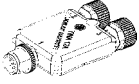
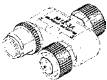
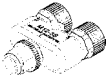
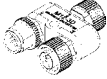
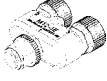






## ASK-1T



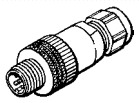

IMAGES	DESIGNATION	ARTICLE NUMBER	DESCRIPTION
	Safety mat base price, custom made, with molded ramp rail	2TLA076301R0200	Applies for custom made safety mats ASK-1T4 model. Special shape can be orderd on request. NOTE! Maximum safeguarded are is 2350 × 1350 mm.
	Safety mat <b>ASK-1T4.4-NP, sqm</b>	2TLA076301R0600	Safety mat ASK-1T4.4-NP, cast-in ramp edge trim, safeguarded area is size and shape according to order, m2, incl. 5 + 5 m cables.
	Safety mat <b>ASK-1T4.4-NP</b> 750 × 1000 mm	2TLA076310R1000	Safety mat ASK-1T4.4-NP, cast-in ramp edge trim, safeguarded area is 1000 × 750 mm, incl. 5 + 5 m cables.
	Safety mat <b>ASK-1T4.4-NP</b> 1000 × 1000 mm	2TLA076310R1100	Safety mat ASK-1T4.4-NP, cast-in ramp edge trim, safeguarded area is 1000 × 1000 mm, incl. 5 + 5 m cables.
	Safety mat <b>ASK-1T4.4-NP</b> 1000 × 1500 mm	2TLA076310R1200	Safety mat ASK-1T4.4-NP, cast-in ramp edge trim, safeguarded area is 1000 × 1500 mm, incl. 5 + 5 m cables.







## Accessories for Safety Mats

IMAGES	DESIGNATION	ARTICLE NUMBER	DESCRIPTION
	<b>RS14, Ramp rail</b>	2TLA076300R0500	Edge trimmed aluminum profile to eliminate vertical edges on the safety mat. Mainly for ASK-1U4 model.
	Cutting cost for BS14 and RS14	2TLA076300R0700	Service cost if cutting of BS14 and RS14 is made by ABB Jokab Safety.
	<b>BS14 Mounting rail</b>	2TLA076300R0800	Edge aluminum profile to keep the safety mat in place. Mainly for ASK-1U4 model.
	<b>Corner piece</b>	2TLA076300R0900	Corner piece for ramp rail RS14.
	Safety Mat extension cable 2.5m	2TLA076900R3200	2.5 meter cable with straight M8 female and male connector.
	Safety Mat extension cable 5m	2TLA076900R3300	5 meter cable with straight M8 female and male connector.

## Accessories, connectors and cables

IMAGES	DESIGNATION	ARTICLE NUMBER	DESCRIPTION
	<b>Tina 12A</b>	2TLA020054R1800	Connection block with adaption unit for dynamic circuits. Two M12 8-pole connectors for sensor input. For example Dalton and Magne locks.
	<b>M12-3A</b>	2TLA020055R0000	M12 Y connector for series connection of dynamic safety devices such as Eden Sensors, Smile E-Stops, Inca E-Stops, Spot Single Beams, and Tina Dynamic Adapters. 5-pole M12 female connector (2) for connection of the safety device, 5-pole M12 male connector (1) for connecting 24 VDC, 0 VDC and the dynamic transmit signal to the field devices and 5-pole M12 female connector (3) for either the continuation of the circuit or the return of the dynamic receive signal to the Vital 1/Pluto controller.
	<b>M12-3B</b>	2TLA020055R0100	M12 Y connector for the parallel connection of 2 pcs of dynamic safety devices such as Eden Sensors, Spot Signal Beams and Tina Dynamic Adapters. Two 5-pole M12 female connectors (2.3) for connection of the safety devices and one 5-pole M12 male connector (1) for connection to the Vital 1/Pluto controller.
	<b>M12-3D</b>	2TLA020055R0300	M12 Y connector for easy installation of Light Grids and Light Curtains Transmitter and receiver. One M12 8-pole female connector for connection of the Focus Receiver (1), one M12 5-Pole female connector (3) for connection of the Focus Transmitter and one M12 8-pole male connector (1) for cabling to safety control unit.
	<b>M12-3E</b>	2TLA020055R0200	M12 Y connector for the connection of 2 different safety or non-safety circuits in one cable. One 5-pole M12 female connector (2) for connection of the first circuit. One 5-pole M12 female connector (3) for connection of the second circuit. 5-pole M12 male connector (1) for connection to IQs on the Pluto controller.
	<b>M12-C61</b>	2TLA020056R0000	6 m cable 5 × 0.34 mm <sup>2</sup> + screen with straight M12 female connector.
	<b>M12-C101</b>	2TLA020056R1000	10 m cable 5 × 0.34 mm <sup>2</sup> + screen with straight M12 female connector.
	<b>M12-C201</b>	2TLA020056R1400	20 m cable 5 × 0.34 mm <sup>2</sup> + screen with straight M12 female connector.
	<b>M12-C61 V</b>	2TLA020056R0100	6 m cable 5 × 0.34 mm <sup>2</sup> + screen with angled M12 female connector.
	<b>M12-C101 V</b>	2TLA020056R1100	10 m cable 5 × 0.34 mm <sup>2</sup> + screen with angled M12 female connector.
	<b>M12-C62</b>	2TLA020056R0200	6 m cable 5 × 0.34 mm <sup>2</sup> + screen with straight M12 male connector. Screen connected to pin3 (0VDC) on male connector.
	<b>M12-C102</b>	2TLA020056R1200	10 m cable 5 × 0.34 mm <sup>2</sup> + screen with straight M12 male connector. Screen connected to pin3 (0 VDC) on male connector.
	<b>M12-C112</b>	2TLA020056R2000	1 m cable 5 × 0.34 mm <sup>2</sup> + screen with straight M12 female + male connectors. Screen connected to pin3 (0 VDC) on male connector.
	<b>M12-C312</b>	2TLA020056R2100	3 m cable 5 × 0.34 mm <sup>2</sup> + screen with straight M12 female + male connectors. Screen connected to pin3 (0 VDC) on male connector.
	<b>M12-C612</b>	2TLA020056R2200	6 m cable 5 × 0.34 mm <sup>2</sup> + screen with straight M12 female + male connectors. Screen connected to pin3 (0 VDC) on male connector.
	<b>M12-C1012</b>	2TLA020056R2300	10 m cable 5 × 0.34 mm <sup>2</sup> + screen with straight M12 female + male connectors. Screen connected to pin3 (0 VDC) on male connector.
	<b>M12-C2012</b>	2TLA020056R2400	20 m cable 5 × 0.34 mm <sup>2</sup> + screen with straight M12 female + male connectors. Screen connected to pin3 (0 VDC) on male connector.
	<b>M12-C63</b>	2TLA020056R3000	6 m cable 8 × 0.34 mm <sup>2</sup> + screen with straight M12 female connector.
	<b>M12-C103</b>	2TLA020056R4000	10 m cable 8 × 0.34 mm <sup>2</sup> + screen with straight M12 female connector.
	<b>M12-C203</b>	2TLA020056R4100	20 m cable 8 × 0.34 mm <sup>2</sup> + screen with straight M12 female connector.
	<b>M12-C134</b>	2TLA020056R5000	1 m cable 8 × 0.34 mm <sup>2</sup> + screen with straight M12 female + male connector. Screen connected to pin7 (0 VDC) on male connector.
	<b>M12-C334</b>	2TLA020056R5100	3 m cable 8 × 0.34 mm <sup>2</sup> + screen with straight M12 female + male connectors. Screen connected to pin7 (0 VDC) on male connector.

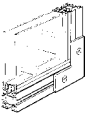
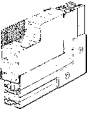
IMAGES	DESIGNATION	ARTICLE NUMBER	DESCRIPTION
	<b>M12-CT0214</b>	2TLA020060R0100	Transfer cable, 20 cm 8/5 × 0.34 mm <sup>2</sup> + screen with straight M12 8-pole female + 5-pole male connectors. Screen connected to pin7 (0 VDC) on male connector. Can be used for connection of Dalton to URAX or Tina 4/8.
	<b>M12-CT134</b>	2TLA020060R0300	Transfer cable, 1 m 8 × 0.34 mm <sup>2</sup> +screen with straight M12 8-pole male + 8-pole female connectors. Screen connected to pin7 (0 VDC) on male connector. Can be used when FMC need to direct muting signals to Pluto instead of Focus. Muting is then made in Pluto.
	<b>M12-CT0212</b>	2TLA020060R0400	Transfer cable, 20 cm 5 × 0.34 mm <sup>2</sup> + screen with straight M12 5-pole female + 5-pole male connectors. Screen connected to pin3 (0 VDC) on male connector. Can be used for connection of dynamic sensors to a Tina4/8 were the "info-pin" for each M12 connector works like a individual safe signal. Note! Only allowed when connected to a Pluto IQ input.
	<b>M12-CT132</b>	2TLA020060R0600	Transfer cable, 1 m 5/8 × 0.34 mm <sup>2</sup> +screen with straight M12 5-pole male + 8-pole female connectors. Screen connected to pin3 (0 VDC) on male connector. Can be used when connecting a Focus to a URAX-D1R.
	<b>M12-CT0212M</b>	2TLA020060R0700	Transfer cable, 20 cm 5 × 0.34 mm <sup>2</sup> +screen with straight M12 5-pole male + 5-pole female connectors. Screen connected to pin3 (0 VDC) on male connector. Can be used when connecting Magne 1 to a non-safe output on URAX.
	<b>C5</b>	2TLA020057R0000	Cable 5 × 0.34 mm <sup>2</sup> + screen, specify length.
	<b>C8</b>	2TLA020057R1000	Cable 8 × 0.34 mm <sup>2</sup> + screen, specify length.
	<b>C9</b>	2TLA020057R1500	Cable 7 × 0.5 mm <sup>2</sup> + 2 × 0.75 mm <sup>2</sup> + screen, specify length. For Tina 4A.
	<b>C13</b>	2TLA020057R2000	Cable 11 × 0.5 mm <sup>2</sup> + 2 × 0.75 mm <sup>2</sup> + screen,specify length. For Tina 8A.
	<b>HKC12</b>	2TLA020003R5500	HKC12 Cable 12 × 0.25 cut to length.
	<b>M12-C01</b>	2TLA020055R1000	Straight M12 female connector with cable screw connection. Cable diameter range 2.5–6.5 mm. 5-pole.
	<b>M12-C02</b>	2TLA020055R1100	Straight M12 male connector with cable screw connection. Cable diameter range 2.5–6.5 mm. 5-pole.
	<b>M12-C03</b>	2TLA020055R1600	Straight M12 female connector with cable screw connection. Cable diameter range 2.5–6.5 mm. 8-pole.
	<b>M12-C04</b>	2TLA020055R1700	Straight M12 male connector with cable screw connection. Cable diameter range 2.5–6.5 mm. 8-pole.
	<b>M12, protection cap</b>	2TLA020055R2100	Protect the M12 male connector from dust.
	<b>JSSP-1</b>	2TLA022070R0000	JSSP-1 M12. Protection cap for female connector.
	<b>DA 1</b>	2TLA020053R0000	Protection plate, thickness 2.5 mm, polycarbonate. For Adam M12 and associated Eva. Not suitable for Adam E and Eva E.
	<b>DA 2</b>	2TLA020053R0100	Mounting spacer 4.5 × 8 × 4 mm, in black polyamide, for use with Adam and Eva units.
	<b>Safety screw SM4 × 20</b>	2TLA020053R4200	Special safety screw to eliminate risk of manipulation. Lenght adapted for Adam & Eva. 1 pcs M4 × 20 mm.
	<b>Safety screw SM4 × 25</b>	2TLA020053R4300	Special safety screw to eliminate risk of manipulation. Lenght adapted for Adam & Eva, E-version. 1 pcs M4 × 25 mm.

IMAGES	DESIGNATION	ARTICLE NUMBER	DESCRIPTION
	<b>Safety nut M4</b>	2TLA020053R0400	Special safety nut to eliminate risk of manipulation. M4.
	<b>Safety nut M5</b>	2TLA020053R0500	Special safety nut to eliminate risk of manipulation. M5.
	<b>SBIT Safety bit</b>	2TLA020053R5000	Safety screwdriver bit SBITS.
	<b>Safety Screw Kit SM4 x 20 mm</b>	2TLA020053R6200	Special safety screw to eliminate risk of manipulation. Lenght adapted for Adam & Eva. 4 pcs M4 x 20 mm + 1 pcs Safety screw Bit.
	<b>Safety Screw Kit SM4 x 25mm</b>	2TLA020053R6300	Special safety screw to eliminate risk of manipulation. Lenght adapted for Adam & Eva, E-version. 4 pcs M4 x 25 mm + 1 pcs Safety screw Bit.
	<b>HK5</b>	2TLA020003R4700	HK5 Cable 5 m and Cannon connection.
	<b>HK10</b>	2TLA020003R4800	HK10 Cable 10 m and Cannon connection.
	<b>HK20</b>	2TLA020003R4900	HK20 Cable 20 m and Cannon connection.
	<b>HK16S4</b>	2TLA020003R5000	HK16S4 spiral cable 1.6 m and Cannon connection.
	<b>HK20S4</b>	2TLA020003R5100	HK20S4 spiral cable 2.0 m and Cannon connection.
	<b>HK32S4</b>	2TLA020003R5200	HK32S4 spiral cable 3.2 m and Cannon connection.
	<b>HK40S4</b>	2TLA020003R3500	HK40S4 spiral cable 4.0 m and Cannon connection.
	<b>HK3604</b>	2TLA020003R3600	HK3604 spiral cable 6.0 m and Cannon connection.
	<b>HK80S4</b>	2TLA020003R5300	HK80S4 spiral cable 8.0 m and Cannon connection.



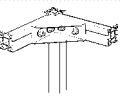
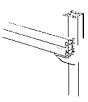

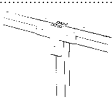
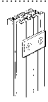
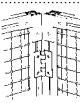



## Fencing System Quick-Guard - Aluminium profiles




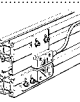
IMAGES	DESIGNATION	ARTICLE NUMBER	DESCRIPTION
	<b>JSM A4416</b>	2TLA040037R7000	Aluminium profile, 44 x 16 mm, natural anodized cut to length max 6000 mm.
		2TLA040037R7400	Aluminium profile, 44 x 16 mm, natural anodized L=6000 mm.
	<b>JSM A4426</b>	2TLA040037R8000	Aluminium profile, 44 x 26 mm, natural anodized cut to length, max 6000 mm.
		2TLA040037R8100	Aluminium profile 44 x 26 mm, natural anodized L=6000 mm.
		2TLA040037R3500	Aluminium profile, 44 x 44 mm, natural anodized cut to length.
		2TLA040037R3600	Aluminium profile, 44 x 44 mm, natural anodized L=1100 mm.
		2TLA040037R9800	Aluminium profile, 44 x 44 mm, natural anodized L=1400 mm.
		2TLA040037R3700	Aluminium profile, 44 x 44 mm, natural anodized L=2000 mm.
		2TLA040037R3800	Aluminium profile, 44 x 44 mm, natural anodized L=2200 mm.
		2TLA040037R3900	Aluminium profile, 44 x 44 mm, natural anodized L=2400 mm.
	<b>JSM A4488A</b>	2TLA040037R4100	Aluminium profile, 44 x 44 mm, natural anodized L=2500 mm.
		2TLA040037R4200	Aluminium profile, 44 x 44 mm, natural anodized L=6000 mm.
		2TLA040037R4300	Aluminium profile, 44 x 88 mm, natural anodized cut to length.
		2TLA040037R4400	Aluminium profile, 44 x 88 mm, natural anodized L=2000 mm.
	<b>JSM A8888</b>	2TLA040037R4500	Aluminium profile, 44 x 88 mm, natural anodized L=2200 mm.
		2TLA040037R7500	Aluminium profile, 88 x 88 mm, natural anodized cut to length, max 6000 mm.
	<b>JSM A12</b>	2TLA040037R7900	Aluminium profile, 88 x 88 mm, natural anodized L=6000 mm.
		2TLA040037R2800	U-profile for Quick-Guard E. Natural anodized aluminium. Cut to length, max 2000 mm.
		2TLA040037R2700	U-profile for Quick-Guard E with length 1100 mm c-c profiles. Natural anodized aluminium. Length 1076 mm.
		2TLA040037R4600	U-profile for Quick-Guard E with length 1500 mm c-c profiles. Natural anodized aluminium. Length 1476 mm.
		2TLA040037R4700	U-profile for Quick-Guard E. Natural anodized aluminium. Length 2000 mm.
	<b>JSM A13</b>	2TLA040037R5000	H-profile for Quick-Guard E. Natural anodized aluminium. Cut to length, max 2020 mm.
		2TLA040037R5100	H-profile for Quick-Guard E. Natural anodized aluminium. Length 1076 mm.
		2TLA040037R5200	H-profile for Quick-Guard E. Natural anodized aluminium. Length 1476 mm.
		2TLA040037R5300	H-profile for Quick-Guard E. Natural anodized aluminium. Length 2020 mm.
	<b>JSM A3130B</b>	2TLA040037R2600	Guiding rail. JSM D5 fit this rail. Natural anodized aluminium, standard length 4000 mm. Max length 4000 mm.
		2TLA040037R4900	Guiding rails for slidingdoors. JSM D5 fit this rail. Natural anodized aluminium, max length 6000 mm.
		2TLA040037R0800	Guiding rails for slidingdoors. JSM D5 fit this rail. Natural anodized aluminium, length 2000 mm.
	<b>JSM A25A</b>	2TLA040037R4800	Guiding rails for slidingdoors. JSM D5 fit this rail. Natural anodized aluminium, length 6000 mm.
		2TLA040037R1300	Cable duct 44 x 25 mm with holes c-c =500 mm diameter=5. Natural anodized aluminium. Length 2000 mm.
	<b>JSM A25B</b>	2TLA040037R1400	Cable duct 44 x 25 mm without holes. Natural anodized aluminium. Length 2000 mm.
		2TLA040037R1500	Cable duct 44 x 60 mm with holes c-c =500 mm diameter=5. Natural anodized aluminium. Length 2000 mm.
	<b>JSM A60A</b>	2TLA040037R1600	Cable duct 44 x 60 mm without holes. Natural anodized aluminium. Length 2000 mm.
		2TLA040037R3300	Cable duct 88 x 68 mm without holes. Natural anodized aluminium. Length 2000 mm.
	<b>JSM A88</b>	2TLA040037R9500	Mounting profile for 25 mm sound-absorbing panels. Natural anodized aluminium, cut to length, max 2000 mm.
		2TLA040037R0900	Mounting profile for 25 mm sound-absorbing panels. Natural anodized aluminium, length 2000 mm.

IMAGES	DESIGNATION	ARTICLE NUMBER	DESCRIPTION
	<b>JSM AS2</b>	2TLA040037R9600	Mounting profile for double polycarbonate sheets (2 × 5 mm). Natural anodized aluminium, cut to length, max 2000 mm.
		2TLA040037R1000	Mounting profile for double polycarbonate sheets (2 × 5 mm). Natural anodized aluminium, length 2000 mm.
	<b>JSM AS3</b>	2TLA042021R8000	Profile for 50 mm sound-absorbing panel, cut to length.
		2TLA042021R8100	Profile for 50 mm sound-absorbing panel, L=6000 mm.


















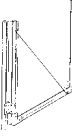
#### Fixing






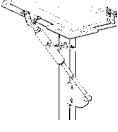
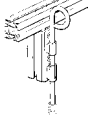
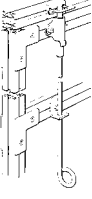
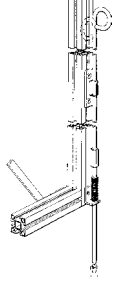
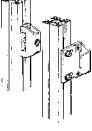

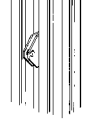
IMAGES	DESIGNATION	ARTICLE NUMBER	DESCRIPTION
	<b>JSM 30B-K</b>	2TLA040030R0600	Floor bracket in aluminium. Dimension 42 × 100 × 100 mm, pre-mounted.
	<b>JSM 39-K</b>	2TLA040030R1400	Floor bracket in aluminium. Dimension 40 × 70 × 100 mm, pre-assembled. Not recommended for fences with height over 2500 mm.
	<b>JSM 30B-K1</b>	2TLA040030R1100	Big angled bracket in aluminium. Dimension 42 × 100 × 100 mm, pre-assembled with 4 screws.
	<b>JSM 31A1-K</b>	2TLA040030R0400	Small angled bracket in aluminium. Dimension 40 × 40 × 40 mm. with one counter sunk hole, pre-assembled.
	<b>JSM31B-K</b>	2TLA040030R1300	Small angled bracket in aluminium. Dimension 40 × 40 × 40 mm. with two counter sunk holes, pre-assembled.
	<b>JSM 32B-K</b>	2TLA040030R0700	L- shaped mounting bracket in aluminium for mounting the profiles together, pre-assembled.
	<b>JSM 33B-K</b>	2TLA040030R0800	T- shaped mounting bracket in aluminium for mounting the profiles together, pre-assembled.
	<b>JSM 34B-K</b>	2TLA040030R1500	I- shaped mounting bracket in aluminium for mounting the profiles together. Dimension 41 × 85 × 6 mm, pre-assembled.
	<b>JSM 35-K</b>	2TLA040033R1400	Hinge C/C 47 mm in Zinc-plated steel, pre-assembled. Used as angled bracket in Quick-Guard S.
	<b>JSM 37</b>	2TLA040033R3100	Spacer screw for Quick-Guard E. Used to keep the distance between the mesh and the floor.

#### Fixing for switches




IMAGES	DESIGNATION	ARTICLE NUMBER	DESCRIPTION
	<b>JSM D4E</b>	2TLA040033R1800	Fitting for Sense7/JSNY7 in aluminium, conventional door. Need two pieces for one door.
	<b>JSM D4G</b>	2TLA040033R3300	Fitting for magnetic non-contact sensors like Sense7/JSNY7. In Aluminium, for sliding door.
	<b>JSM D4H</b>	2TLA040033R3600	Fitting for Adam & Eva (Eden) for conventional- and folding door/hatch. Need two pieces for a complete Eden.
	<b>JSM D4K</b>	2TLA040033R4500	Fitting for Eden/Eden E in Stainless steel for conventional- and folding door/ hatch. Need two pieces for one complete Eden.
	<b>JSM D4J</b>	2TLA042020R4000	Fitting for Adam/Eva. folding door/hatch.



Door components

IMAGES	DESIGNATION	ARTICLE NUMBER	DESCRIPTION
	<b>JSM D1A</b>	2TLA040033R1500	Hinge C/C 62 mm in Zinc-plated steel, pre-assembled. Used for conventional doors/hatches. Not as angled bracket because its gap can exceed 20 mm.
	<b>JSM D1B</b>	2TLA042020R4700	Spring hinge, pre-assembled.
	<b>JSM D1C</b>	2TLA040033R4800	Hinge C/C 45mm in fiberglass-reinforced polymide, pre-assembled. Used for conventional doors/hatches. Can also be used as angled bracket.
	<b>JSM D2</b>	2TLA040033R0100	JSM D2 handle including screw.
	<b>JSM D18</b>	2TLA042020R5000	Handle incl. bracket, for "inside" sliding doors.
	<b>JSM D5</b>	2TLA040033R0400	Suspension wheel for sliding-/folding door. Suitable in JSM A3130B and JSM A56.
	<b>JSM D6</b>	2TLA040033R0500	Rectangular sliding element in Polyamide.
	<b>JSM D7</b>	2TLA040033R0600	Round Sliding element in Polyamide.
	<b>JSM D8</b>	2TLA040033R0700	Guide sliding element in Polyamide.
	<b>JSM D9-K</b>	2TLA040033R1100	Support wheel with lock/brake, including angled bracket. Wheel diameter 75 mm, height 97 mm. Maximal load 60kg.
	<b>JSM D9A-K</b>	2TLA040033R1300	Fixed support wheel, including angled bracket. Wheel diameter 75 mm, height 95 mm. Maximal load 70kg.
	<b>JSM D12</b>	2TLA040033R2200	Guide bracket for sliding door, vertical profile. Material aluminium and PA6-6.
	<b>JSM D12A</b>	2TLA040033R2300	Guide bracket for sliding door, horizontal profile. Material aluminium and PA6-6.
	<b>JSM D12B</b>	2TLA040033R2400	Guide plate for sliding door. Material aluminium.
	<b>JSM D13</b>	2TLA040033R2500	Door stop, with vibration damper in zinc-plated steel, for sliding door, vertical profile.
	<b>JSM D13A</b>	2TLA040033R2600	Door stop for conventional doors and hatches in Natural anodized aluminium.
	<b>JSM D13B</b>	2TLA040033R2700	Door stop, with vibration damper in Zinc-plated steel, for sliding door, horizontal profile.
	<b>JSM D14</b>	2TLA040033R2800	Cross bar for door 20 x 5 L=1160 mm. Natural anodized aluminium.
	<b>JSM D14A</b>	2TLA042021R7300	Cross bar for door 20 x 5 L=400 mm.



IMAGES	DESIGNATION	ARTICLE NUMBER	DESCRIPTION
	<b>JSM D3</b>	2TLA040033R0200	Door closer incl. mounting components, for conventional door/hatch.
	<b>JSM D19</b>	2TLA042020R5600	Door closer incl. mounting components, for sliding door.
	<b>JSM D11B</b>	2TLA040033R4100	Ball latch for conventional door/hatch.
	<b>JSM D11C</b>	2TLA040033R4200	Ball latch for sliding door.
	<b>JSM D11D</b>	2TLA042020R5200	Ball latch for folding door (with guiding rail JSM A3130B).
	<b>JSM D22</b>	2TLA042024R1000	Gas spring incl. fittings. Stroke 300 mm.
	<b>JSM D22A</b>	2TLA042024R1100	Gas spring incl. fitting. Stroke 350 mm.
	<b>JSM D10</b>	2TLA040033R2000	Pullock for doors down to floor. Brackets are in zinc-plated steel, rod are in stainless steel. Total height 280 mm.
	<b>JSM D10A</b>	2TLA040033R2100	Spring-loaded pullock for above the door. Brackets are in zinc-plated steel, rod are in stainless steel. Total height 1130 mm.
	<b>JSM D10B</b>	2TLA040033R3800	Door bolt with spring for doors down to floor. Brackets are in zinc-plated steel, rod are in stainless steel. Total height 995 mm.
	<b>JSM D15</b>	2TLA040033R3900	Cam lock including. fitting. Bracket are in aluminium and lockunit in black polymide. Keys are excluded.
	<b>JSM D16</b>	2TLA040033R4400	Key to fit JSM D15 in black zinc.
	<b>JSM D17</b>	2TLA042020R2200	Bracket for padlock hasp, zinc plated steel. Need two pieces for one complete unit.

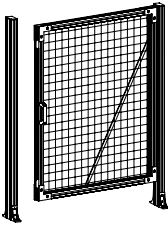

## Express sections height 2000 and 2200

IMAGES	DESIGNATION	ARTICLE NUMBER	DESCRIPTION
	<b>JSM E11-N20X4</b>	2TLA040101R0200	Quick-Guard E section with one 44 x 44 mm profile and welded mesh 1074 x 1816 mm. Total height 2000 mm, width 1100 mm c-c profiles.
	<b>JSM E11-N20X8</b>	2TLA040101R0300	Quick-Guard E section with one 44 x 88 mm profile and welded mesh 1074 x 1816 mm. Total height 2000 mm, width 1100 mm c-c profiles.
	<b>JSM E15-N20X8</b>	2TLA040101R0900	Quick-Guard E section with one 44 x 88 mm profile and welded mesh 1474 x 1816 mm. Total height 2000 mm, width 1500 mm c-c profiles.
	<b>JSM E11-PC20X8</b>	2TLA040101R5300	Quick-Guard E section with one 44 x 88 mm profile and polycarbonate 1074 x 1816 mm. Total height 2000 mm, width 1100 mm c-c profiles.
	<b>JSM E11-N22X8</b>	2TLA040102R0300	Quick-Guard E section with one 44x88 mm profile and welded mesh 1074 x 2016 mm. Total height 2200 mm, width 1100 mm c-c profiles.
	<b>JSM E15-N22X8</b>	2TLA040102R0800	Quick-Guard E section with one 44 x 88 mm profile and welded mesh 1574 x 2016 mm. Total height 2200 mm, width 1500 mm c-c profiles.
	<b>JSM E11-PC22X8</b>	2TLA040102R5300	Quick-Guard E section with one 44 x 88 mm profile and polycarbonate 1074 x 2016 mm. Total height 2200 mm, width 1100 mm c-c profiles
	<b>JSM E11-N/PC20X8</b>	2TLA040104R0100	Quick-Guard E section with one 44 x 88 mm profile, welded mesh and polycarbonate. Total height 2000 mm, width 1100 mm c-c profiles.
	<b>JSM E11-N/PC22X8</b>	2TLA040105R0100	Quick-Guard E section with one 44 x 88 mm profile, welded mesh and polycarbonate. Total height 2200 mm, width 1100 mm c-c profiles.
	<b>JSM E11-N20Z</b>	2TLA040101R0400	Quick-Guard E section without profiles. Including components welded mesh 1074 x 1816 mm, netlocks and edge protection. Total height 2000 mm, width 1100 mm c-c profiles.
	<b>JSM E15-N20Z</b>	2TLA040101R1000	Quick-Guard E section without profiles. Including components welded mesh 1474 x 1816 mm, netlocks and edge protection. Total height 2000 mm, width 1500 mm c-c profiles.
	<b>JSM E11-PC20Z</b>	2TLA040101R5400	Quick-Guard E section without profiles. Including components Polycarbonate 1074 x 1816 mm, netlocks and edge protection. Total height 2000 mm, width 1100 mm c-c profiles.
	<b>JSM E11-N22Z</b>	2TLA040102R0400	Quick-Guard E section without profiles. Including components welded mesh 1074 x 2016 mm, netlocks and edge protection. Total height 2200 mm, width 1100 mm c-c profiles.
	<b>JSM E15-N22Z</b>	2TLA040102R0900	Quick-Guard E section without profiles. Including components welded mesh 1474 x 2016 mm, netlocks and edge protection. Total height 2200 mm, width 1500 mm c-c profiles.
	<b>JSM E11-PC22Z</b>	2TLA040102R5400	Quick-Guard E section without profiles. Including components, polycarbonate 1074 x 2016 mm, netlocks and edge protection. Total height 2200 mm, width 1100 mm c-c profiles
	<b>JSM E11-N/PC20Z</b>	2TLA040104R0200	Quick-Guard E section without profiles. Including components welded mesh, polycarbonate, netlocks and edge protection. Total height 2000 mm, width 1100 mm c-c profiles.
<b>JSM E11-N/PC22Z</b>	2TLA040105R0200	Quick-Guard E section without profiles. Including components welded mesh, polycarbonate, netlocks and edge protection. Total height 2200 mm, width 1100 mm c-c profiles.	
	<b>JSM E11-N20G</b>	2TLA040101R0500	Quick-Guard E door section with 44x44/44x88 mm profiles. Including components profiles, floor brackets, netlocks, pre-mounted doorleaf with welded mesh. Total height 2000 mm, width 1100 mm c-c profiles.
	<b>JSM E11-PC20G</b>	2TLA040101R5500	Quick-Guard E door section with 44 x 44/44 x 88 mm profiles. Including components profiles, polycarbonate, floor brackets and netlocks. Total height 2000 mm, width 1100 mm c-c profiles.
	<b>JSM E11-N22G</b>	2TLA040102R0500	Quick-Guard E door section with 44 x 44/44 x 88 mm profiles. Including components profiles, floor brackets, netlocks, pre-mounted doorleaf with welded mesh. Total height 2200 mm, width 1100 mm c-c profiles.
	<b>JSM E11-PC22G</b>	2TLA040102R5500	Quick-Guard E door section with 44 x 44/44 x 88 mm profiles. Including components profiles, floor brackets, netlocks, pre-mounted doorleaf with polycarbonate. Total height 2200 mm, width 1100 mm c-c profiles
	<b>JSM E11-N/PC20G</b>	2TLA040104R0300	Quick-Guard E door section with 44 x 44/44 x 88mm profiles. Including components profiles, welded mesh, polycarbonate, floor brackets and netlocks. Total height 2000 mm, width 1100 mm c-c profiles.
	<b>JSM E11-N/PC22G</b>	2TLA040105R0300	Quick-Guard E door section with 44 x 44/44 x 88 mm profiles. Including components profiles, welded mesh, polycarbonate, floor brackets and netlocks. Total height 2200 mm, width 1100 mm c-c profiles.





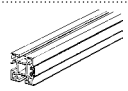
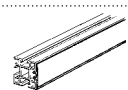
IMAGES	DESIGNATION	ARTICLE NUMBER	DESCRIPTION
	<b>JSM E11-N20S</b>	2TLA040101R0600	Quick-Guard E slidingdoor section with 44 x 44/44 x 88 mm profiles. Including components profiles, welded mesh, suspension wheels, guiding components, floor brackets and netlocks. Total height 2000 mm, door width 1100 mm c-c profiles.
	<b>JSM E15-N20S</b>	2TLA040101R1100	Quick-Guard E slidingdoor section with 44 x 44/44 x 88 mm profiles. Including components profiles,suspension wheels, guiding components, floor brackets and netlocks. Total height 2000 mm, door width 1500 mm c-c profiles.
	<b>JSM E11-PC20S</b>	2TLA040101R5700	Quick-Guard E slidingdoor section with 44 x 44/44 x 88 mm profiles. Including components profiles, polycarbonate, suspension wheels, guiding components, floor brackets and netlocks. Total height 2000 mm, door width 1100 mm c-c profiles.
	<b>JSM E11-N22S</b>	2TLA040102R0600	Quick-Guard E slidingdoor section with 44 x 44/44 x 88 mm profiles. Including components profiles, welded mesh, suspension wheels, guiding components, floor brackets and netlocks. Total height 2200 mm, door width 1100 mm c-c profiles.
	<b>JSM E15-N22S</b>	2TLA040102R1000	Quick-Guard E slidingdoor section with 44 x 44/44 x 88 mm profiles. Including components profiles, welded mesh, suspension wheels, guiding components, floor brackets and netlocks. Total height 2200 mm, door width 1500 mm c-c profiles.
	<b>JSM E11-PC22S</b>	2TLA040102R5600	Quick-Guard E slidingdoor section with 44 x 44/44 x 88 mm profiles. Including components profiles, polycarbonate, suspension wheels, guiding components, floor brackets and netlocks. Total height 2200 mm, door width 1100 mm c-c profiles
	<b>JSM E11-N/PC20S</b>	2TLA040104R0400	Quick-Guard E slidingdoor section with 44 x 44/44 x 88 mm profiles. Including components profiles, welded mesh, polycarbonate, suspension wheels, guiding components, floor brackets and netlocks . Total height 2000 mm, door width 1100 mm c-c profiles.
	<b>JSM E11-N/PC22S</b>	2TLA040105R0400	Quick-Guard E slidingdoor section with 44 x 44/44 x 88 mm profiles. Including components profiles, welded mesh, polycarbonate, suspension wheels, guiding components, floor brackets and netlocks. Total height 2200 mm, door width 1100 mm c-c profiles.
	<b>JSM E11-20Y4</b>	2TLA040103R2000	44 x 44 mm profile length 2000 mm, two floor brackets and one support screw.
	<b>JSM E11-20Y8</b>	2TLA040103R2100	44 x 88 mm profile length 2000 mm, two floor brackets and one support screw.
	<b>JSM E11-22Y4</b>	2TLA040103R4000	44 x 44 mm profile length 2200 mm, two floor brackets and one support screw.
	<b>JSM E11-22Y8</b>	2TLA040103R4100	44 x 88 mm profile length 2200 mm, two floor brackets and one support screw.

Express sections height 1400




IMAGES	DESIGNATION	ARTICLE NUMBER	DESCRIPTION
	<b>JSM E11-N14X4</b>	2TLA040106R0200	Quick-Guard E section with one 44 x 44 mm profile and welded mesh 1074 x 1216 mm. Total height 1400 mm, width 1100 mm c-c profiles.
	<b>JSM E11-N14X8</b>	2TLA040106R0300	Quick-Guard E section with one 44 x 88 mm profile and welded mesh 1074 x 1216 mm. Total height 1400 mm, width 1100 mm c-c profiles.
	<b>JSM E15-N14X4</b>	2TLA040106R1000	Quick-Guard E section with one 44 x 44 mm profile and welded mesh 1474 x1216mm. Total height 1400 mm, width 1500 mm c-c profiles.
	<b>JSM E15-N14X8</b>	2TLA040106R0700	Quick-Guard E section with one 44 x 88 mm profile and welded mesh 1474 x 1216 mm. Total height 1400 mm, width 1500 mm c-c profiles.
	<b>JSM E11-PC14X4</b>	2TLA040106R5200	Quick-Guard E section with one 44 x 44 mm profile and polycarbonate 1074 x 1216 mm. Total height 1400 mm, width 1100 mm c-c profiles.
	<b>JSM E11-PC14X8</b>	2TLA040106R5300	Quick-Guard E section with one 44 x 88 mm profile and polycarbonate 1074 x 1216 mm. Total height 1400 mm, width 1100 mm c-c profiles.
	<b>JSM E11-N14Z</b>	2TLA040106R0400	Quick-Guard E section without profiles. Including components welded mesh 1074 x 1216 mm, netlocks and edge protection. Total height 1400 mm, width 1100 mm c-c profiles.
	<b>JSM E15-N14Z</b>	2TLA040106R0800	Quick-Guard E section without profiles. Including components welded mesh 1474 x 1216 mm, netlocks and edge protection. Total height 1400 mm, width 1500 mm c-c profiles.
	<b>JSM E11-PC14Z</b>	2TLA040106R5400	Quick-Guard E section without profiles. Including components, polycarbonate 1074 x 1216 mm, netlocks and edge protection. Total height 1400 mm, width 1100 mm c-c profiles.

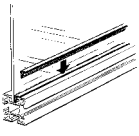
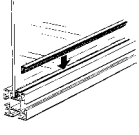
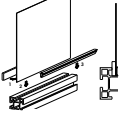
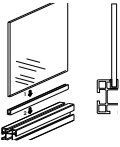

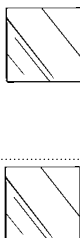
IMAGES	DESIGNATION	ARTICLE NUMBER	DESCRIPTION
	<b>JSM E11-N14G</b>	2TLA040106R0500	Quick-Guard E door section with 44 x 44/44 x 88 mm profiles. Including components profiles, floor brackets, netlocks, pre-mounted doorleaf with welded mesh. Total height 1400 mm, width 1100 mm c-c profiles.
	<b>JSM E11-PC14G</b>	2TLA040106R5500	Quick-Guard E door section with 44 x 44/44 x 88 mm profiles. Including components profiles, polycarbonate, floor brackets and netlocks. Total height 1400 mm, width 1100 mm c-c profiles.
	<b>JSM E11-14Y4</b>	2TLA040106R8000	44 x 44 mm profile Length 1400 mm, two floor brackets and one support screw.
	<b>JSM E11-14Y8</b>	2TLA040106R8100	44 x 88 mm profile Length 1400 mm, two floor brackets and one support screw.

#### Cover and list

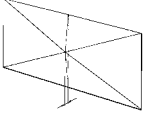

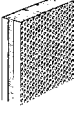
IMAGES	DESIGNATION	ARTICLE NUMBER	DESCRIPTION
	<b>JSM L1A</b>	2TLA040034R0000	Terminal cap in yellow for profiles 44 x 44 mm. Made in Polymide.
	<b>JSM L1B</b>	2TLA040034R0300	Terminal cap in grey for profiles 44 x 44 mm. Made in Polymide.
	<b>JSM L4A</b>	2TLA040034R0400	Terminal cap in yellow for profiles 44 x 88 mm. Made in Polymide.
	<b>JSM L4B</b>	2TLA040034R0500	Terminal cap in grey for profiles 44 x 88 mm. Made in Polymide.
	<b>JSM L2</b>	2TLA040034R0100	Terminal cap in grey for JSM A25 25 x 44 mm. Made in Polymide.
	<b>JSM L3</b>	2TLA040034R0200	Terminal cap in grey for JSM A60 60 x 44 mm. Made in Polymide.
	<b>JSM T3A</b>	2TLA040037R3100	Cover strip in yellow ABS, length 2000 mm, wide 16 mm.
	<b>JSM T3B</b>	2TLA040037R3200	Cover strip in grey ABS, length 2000 mm, wide 16 mm.
	<b>JSM T2A</b>	2TLA040037R1900	Cover strip in yellow PVC, soft material. 40 mm wide, 25 m/coil.

#### Surfaces and fixations















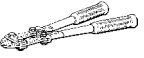
IMAGES	DESIGNATION	ARTICLE NUMBER	DESCRIPTION
	<b>JSM NL2</b>	2TLA040031R0600	Net lock in plastic for welded mesh with outer wire. Used in Quick-Guard E.
	<b>JSM NL3</b>	2TLA040031R0800	Net lock in zinc for welded mesh with or without outer wire. Used in Quick-Guard S with mesh.
	<b>JSM PL3</b>	2TLA040038R1100	Panel lock in zinc for polycarbonate and steelpanels.

IMAGES	DESIGNATION	ARTICLE NUMBER	DESCRIPTION
	<b>JSM PL1A</b>	2TLA040038R0100	Infill securing strip in black ABS plastic. L=842 mm for 5 mm panels. Used to fence with 5 mm polycarbonate also to 1 mm steelpanels and 3 mm weld protected polycarbonate sheets (together JSM G2).
	<b>JSM PL1B</b>	2TLA040038R0200	Infill securing strip in black ABS plastic. L=1152 mm for 5 mm panels. Used to fence with 5 mm polycarbonate also to 1 mm steelpanels and 3 mm weld protected polycarbonate sheets (together JSM G2).
	<b>JSM PL1C</b>	2TLA040038R0300	Infill securing strip in black ABS plastic. L=2000 mm for 5 mm panels. Used to fence with 5 mm polycarbonate also to 1 mm steelpanels and 3 mm weld protected polycarbonate sheets (together JSM G2).
	<b>JSM PL1D</b>	2TLA040038R0400	Infill securing strip in black ABS plastic. L=732 mm for 5 mm panels. Used to fence with 5 mm polycarbonate also to 1 mm steelpanels and 3 mm weld protected polycarbonate sheets (together JSM G2).
	<b>JSM PL2A</b>	2TLA040038R0700	Infill securing strip in black ABS plastic. L=842 mm for 4 mm panels.
	<b>JSM PL2B</b>	2TLA040038R0800	Infill securing strip in black ABS plastic. L=1152 mm for 4 mm panels.
	<b>JSM PL2C</b>	2TLA040038R0900	Infill securing strip in black ABS plastic. L=2000 mm for 4 mm panels.
	<b>JSM PL2D</b>	2TLA040038R1000	Infill securing strip in black ABS plastic. L=2000 mm for 4 mm panels.
	<b>JSM G2</b>	2TLA040038R0600	Cellular rubber 20 × 25 mm self-adhesive.
	<b>JSM G3</b>	2TLA041930R0600	Fixinglist for Laminated glass. Material is EPDM.
	<b>JSM YN40W1</b>	2TLA040040R1300	Welded steelmesh 40 × 40 × 3.5 mm powder coated in black, dimension 2020 × 865 mm.
	<b>JSM YN40W2</b>	2TLA040040R1400	Welded steelmesh 40 × 40 × 3.5 mm powder coated in black dimension 1074 × 1816 mm (uses in Quick-Guard E with 1100 mm c-c and height 2000 mm).
	<b>JSM YN40W3</b>	2TLA040040R1500	Welded steelmesh 40 × 40 × 3.5 mm powder coated in black dimension 1074 × 2016 mm (uses in Quick-Guard E with 1100 mm c-c and height 2200 mm).
	<b>JSM YN40W4</b>	2TLA040040R2000	Welded steelmesh 40 × 40 × 3.5 mm powder coated in black dimension 1474 × 2016 mm (uses in Quick-Guard E with 1500 mm c-c profiles and height 2200 mm).
	<b>JSM YN40W5</b>	2TLA040040R2100	Welded steelmesh 40 × 40 × 3.5 mm powder coated in black dimension 1474 × 1816 mm (uses in Quick-Guard E with 1500 mm c-c profiles and height 2000 mm).
	<b>JSM YN40W6</b>	2TLA040040R2600	Welded steelmesh 40 × 40 × 3.5 mm powder coated in black, dimension 2020 × 754 mm.
	<b>JSM YN40W7</b>	2TLA040040R2700	Welded steelmesh 40 × 40 × 3.5 mm powder coated in black, dimension 2020 × 1174 mm.
	<b>JSM YN40W10</b>	2TLA040040R2800	Welded steelmesh 40 × 40 × 3.5 mm powder coated in black, dimension 1474 × 1216 mm.
	<b>JSM YN40W11</b>	2TLA040040R2900	Welded steelmesh 40 × 40 × 3.5 mm powder coated in black, dimension 1074 × 1216 mm.
	<b>JSM YN40W9</b>	2TLA040040R1600	Welded steelmesh 40 × 40 × 3.5 mm powder coated in black, cut to size, max dimension 2020 × 1474 mm.
		<b>JSM YPC5A1</b>	2TLA040039R1000
<b>JSM YPC5A2</b>		2TLA040039R1100	5 mm clear polycarbonate dimension 2020 × 1174 mm.
<b>JSM YPC5A3</b>		2TLA040039R1700	5 mm clear polycarbonate dimension 1074 × 1816 mm.
<b>JSM YPC5A4</b>		2TLA040039R1800	5 mm clear polycarbonate dimension 1074 × 2016 mm.
<b>JSM YPC5A5</b>		2TLA040039R1900	5 mm clear polycarbonate dimension 960 × 1698 mm.
<b>JSM YPC5A9</b>		2TLA040039R1200	5 mm clear polycarbonate max dimension 2050 × 3050 mm.
<b>JSM YPC3AC1</b>		2TLA040039R2500	3 mm dark tinted polycarbonate weld-protected panel, 2050 × 3000.
<b>JSM YPC3AC9</b>		2TLA040039R2400	3 mm dark tinted polycarbonate weld-protected panel, cut to size.



IMAGES	DESIGNATION	ARTICLE NUMBER	DESCRIPTION
	<b>JSM YGP1A9</b>	2TLA040039R0700	1.0 mm cross-bent galvanized panel.
	<b>JSM YG6A9</b>	2TLA042150R0600	Laminated glass thickness 6.4 mm. Cut to size. Sound reduction 33dB Rw.
	<b>JSM YLA25A1</b>	2TLA040039R2600	Sound-absorbing panel 25 mm smooth (white polyester)/perforated (galvanized), core material is mineral wool, sound reduction 29dB Rw. dimension 1963 x 1200 mm.
	<b>JSM YLA25A9</b>	2TLA040037R1100	Sound-absorbing panel 25 mm smooth (white polyester)/perforated (galvanized). Core material is mineral wool, cut to size. Sound reduction 29dB Rw.
	<b>JSM YLA50A9</b>	2TLA042150R2300	Sound-absorbing panel 50 mm smooth (white polyester)/perforated (galvanized). core material is mineral wool, cut to size. Sound reduction 33dB Rw.
	<b>JSM YN30W1</b>	2TLA042150R1800	Welded steelmesh 30 x 30 x 3 mm powder coated in black, dimension 2020 x 1123 mm.

#### Accessories - Fencing system Quick-Guard

IMAGES	DESIGNATION	ARTICLE NUMBER	DESCRIPTION
	<b>JSM M4B</b>	2TLA040035R0700	Special nut, M4 galvanized.
	<b>JSM M5B</b>	2TLA040035R0400	Special nut, M5 galvanized.
	<b>JSM M6B</b>	2TLA040035R0500	Special nut, M6 galvanized.
	<b>JSM M8B</b>	2TLA040035R0600	Special nut, M8 galvanized.
	<b>JSM B4C</b>	2TLA040035R5000	Centring washer M4 galvanized steel.
	<b>JSM B5C</b>	2TLA040035R5100	Centring washer M4 galvanized steel.
	<b>JSM B6C</b>	2TLA040035R5200	Centring washer M6 galvanized steel.
	<b>JSM B8C</b>	2TLA040035R5300	Centring washer M8 galvanized steel.
	<b>JSM S8E</b>	2TLA041019R0100	Screw for guiding rail JSM A56 M8 x 12, zinc plated steel.
	<b>JSM S5B</b>	2TLA041039R0100	Screw for cable ducting M5 x 12, Zinc plated steel.
	<b>JSM S6A</b>	2TLA041039R0200	Screw for hinge cross-slotted Z (pozidrive) M6 x 12, zinc plated steel.
	<b>JSM X1</b>	2TLA040033R4300	Cable tie holder including screw and nut, nylon black.
	<b>JSM X2</b>	2TLA041900R4300	Expansion-shell bolt M10 x 68, zinc plated steel.
	<b>JSM X3</b>	2TLA041910R0000	Window cleaning fluid (Antistatic) for polycarbonate sheets. Actuator head 0.5L.
	<b>JSM X4</b>	2TLA041911R0100	Mesh clipping tool L=300 mm.





# Contact us

**ABB AB**

**Jokab Safety**

Tel. +46 300-67 59 00

[www.abb.com/lowvoltage](http://www.abb.com/lowvoltage)

2TLC172005B0201 rev. A, ABB Jokab Safety, 2012