

Contact us

ABB Inc.

Low Voltage Control Products
16250 W. Glendale Drive
New Berlin, WI 53151
Phone: 888-385-1221
Fax: 800-726-1441

USA Technical support & Customer Service:
888-385-1221, Option 4
7:30AM to 5:30PM, CST,
Monday - Friday
lvps.support@us.abb.com

Web: www.abb.us/lowvoltage

ABB Canada

Low Voltage Products
2117, 32nd Avenue
Lachine, Quebec H8T 3J1
Tel.: 514 420 3100
Toll free: 800 567 0283

Canadian technical support:
lvps.support@ca.abb.com


Web: www.abb.ca/lowvoltage

1SXU100107B0201 June 2011



Motor starting solutions

- Ideal for starter assembly with a large range of accessories
- Short-circuit protection, type 1 and 2 coordination
- Wide variety of accessories for across-the-line, reversing, and wye-delta starters which allow for:
 - Secure connection
 - Time / cost savings
 - Flexible assembly and wiring



Panorama

Contactors Motor protection Accessories

Extensive range of contactors

High performance contactors for your applications
from 9 to 5000 A



Mini contactors for compact equipment - up to 5 HP @ 480 & 600 V

Block contactors for all industrial applications and motor starting - up to 900 HP @ 480 V and 1000 HP at 600 V

Bar mounted contactors for heavy duty applications - up to 5000 A, 1000 VAC / 1500 VDC

- Complete and harmonized 3 and 4-pole ranges
- High performance and high quality materials
- Compact dimensions easy to integrate in all designs
- AF contactors with electronic coil interface:
 - wide voltage range AC / DC, sag and dips immunity
 - built-in surge suppressor
- Complying with the latest international standards

The right choice for many applications

- Pumps
- HVAC
- Compressors
- Power supply solutions
- Packing machines
- Cranes
- Elevators and escalators
- Moulding machines
- Wood machines
- Robotics
- Wind
- Solar
- Water / wastewater
- Fuel cells
- Traction



Mini Contactors

for compact equipment

3-pole or 4-pole



AC Control Supply	Type	B6	B7	
DC Control Supply	Type	BC6	BC7	
UL/CSA 3-phase Motor Rating	480 V	hp	3	5
General Use Rating	300 V * / 600 V *	A	12 *	16 *

* 12 A / 300 V for B6, BC6
16 A / 600 V for B7, BC7

Main Accessories

Auxiliary Contact Blocks	Front mounting	CA6
	Side mounting	CAF6
Timers	Pneumatic*	—
	Electronic**	—
Interlocking Units (compact reversing contactors)	Mechanical	VB6/VB7, VBC6/VBC7
	With safety blocking	VBA6/VBA7, VBCA6/VBCA7
Connection Sets	For reversing contactors	BSM6-30
Surge Suppressors	Varistor (AC/DC)	RV-BC6
	RC Type (AC)	—
	Transil diode (DC)	RD7

Overload Relays

Thermal Relays	Class 10	T16
Electronic Relays	Class 10E, 20E, 30E	E16DU (0.10...18.9 A)
Accessories for Thermal Overload Relays	Remote tripping coil	—
	Remote reset coil	—
	Wall/separate mounting kit	DB16E

Manual Motor Starters

Manual Motor Starters	Thermal / magnetic protection	Class 10A	MS116 (0.10...16 A) I _{cc} up to 30 kA
		Class 10	MS132 (0.10...32 A) I _{cc} up to 30 kA
Accessories	For contactor mounting	BEA7 / BEA132	
	Aux. trip units, aux. contacts, busbars	HKF1, HK1, UA1, AA1, PS1, S1, SK1, CK1 (MS132 only)	

3-pole Block Contactors

for all industrial applications and motor starting



AC / DC Control Supply	Type	AF09	AF12	AF16	AF26	AF30	AF50	AF63	AF75	AF95	AF110	AF145	AF185	AF210	AF260	AF300	AF400	AF460	AF580	AF750	AF1250	AF1350	AF1650	AF2050	
UL/CSA NEMA Size		00	0	—	1	—	2	—	3	—	—	4	—	5	—	—	6	—	7	—	—	8	—		
General Use Rating	600 V	A	25	28	30	45	50	80	90	105	125	140	230	250	300	350	400	550	650	750	900	1210	1350	1650	2100
1-phase	120 V	HP	0.75	1	1.5	2	2	3	5	7.5	7.5	10	10	15	—	—	—	—	—	—	—	—	—	—	—
	240 V	HP	1.5	2	3	3	5	10	10	15	20	25	30	40	50	—	—	—	—	—	—	—	—	—	—
	200/208 V	HP	2	3	5	7.5	10	15	20	25	30	40	50	60	75	100	125	150	200	250	300	—	—	—	—
	220/240 V	HP	2	3	5	7.5	10	20	25	30	40	50	60	75	100	100	100	150	200	250	300	—	—	—	—
	440/480 V	HP	5	7.5	10	15	20	40	50	60	75	100	100	125	150	200	250	350	400	500	600	—	—	—	—
3-phase	550/600 V	HP	7.5	10	15	20	—	50	60	75	75	100	125	150	200	250	300	400	500	600	700	—	—	—	—

Main Accessories

Auxiliary Contact Blocks	Front mounting	CA4-10 (1 x N.O.), CA4-01 (1 x N.C.)
	Side mounting	CAL4-11 (1 x N.O. + 1 x N.C.)
Timers	Pneumatic (Front mounting)	TP40DA, TP180DA Direct timing
	Electronic	TP40IA, TP180IA Inverse timing
	Electronic	TE5S-.. Direct timing - Separate mounting
Interlocking Units	Mechanical	VM4
	Mechanical / Electrical	VE5-2
Connection Sets	For reversing contactors	BER16-4
		BER38-4

Overload Relays

Thermal Relays	Class 10 (10A or 20 for TA42DU to TA80DU)	TF42	TF42	TA75DU (18...80 A)	TA80DU (29...80 A)	TA110DU (65...110 A)	TA200DU (66...200 A)	TA450DU/SU (130...310 A) class 30 for SU					
Electronic Relays	Class 10, 20, 30	EF19 (0.10...18.9 A)	EF19	EF45 (9...45 A)	E80DU (27...80 A)	E140DU (50...140 A)	E200DU (60...200 A)	E320DU (100...320 A)	E500DU (150...500 A)	E800DU (250...800 A)	E1250DU (375...1250 A)		
Accessories for Thermal Overload Relays	Wall/separate mounting kit	DB19E	DB19E	DB45E	DB80E	DB80, DB200, D140E	DB200	DT450/A					

Manual Motor Starters


Manual Motor Starters	Thermal / magnetic protection	Class 10	MS116 for class 10A (0.10...16 A) I _{cc} up to 30 kA	MS132 (0.10...32 A) I _{cc} up to 30 kA	MS450 (11...50 A) I _{cc} up to 65 kA	MS495 (28...100 A) I _{cc} up to 65 kA	MS497 (11...100 A) I _{cc} up to 65 kA	MS451 (11...50 A) I _{cc} up to 65 kA	MS496 (28...100 A) I _{cc} up to 65 kA	MS450 (16...50 A) I _{cc} up to 65 kA	MS495 (40...100 A) I _{cc} up to 65 kA	
		Class 20										
Accessories	For contactor mounting	BEA16-4		BEA38-4		BEA50/BEA450, BEA75/BEA495						
	Aux. trip units, aux. contacts, busbars	HKF1, HK1, UA1, AA1, PS1, S1, SK1, CK1 (MS132 only)		HK4, HKS4, UA4, AA4, PS4, S4, SK4								

Circuit Breakers

UL/CSA Pilot Duty	A600	A600, Q600	2 2	3 3	4 0	4 4	3 3	2 2	7 1	8 0	
AC Control Supply	Type	NS	NF..E	NF22E	NF31E	NF40E	NF44E	NF53E	NF62E	NF71E	NF80E
DC Control Supply	Type	NSL	NF..E	NF22E	NF31E	NF40E	NF44E	NF53E	NF62E	NF71E	NF80E
AC / DC Control Supply	Type		NF..E	NF22E	NF31E	NF40E	NF44E	NF53E	NF62E	NF71E	NF80E

4-pole Block Contactors

for heavy duty applications, up to 5000 A




AC Control Supply	Type	AF09	AF16	AF26	AF38	A45	A50	A75	EK110	EK150	EK175	EK210	EK370	EK550	EK1000	
DC Control Supply	Type	AF09	AF16	AF26	AF38	AF45	AF50	AF75	EK110	EK150	EK175	EK210	EK370	EK550	EK1000	
AC / DC Control Supply	Type	AF09	AF16	AF26	AF38	AF45	AF50	AF75	—	—	—	—	—	—	—	
UL/CSA General Use Rating	600 V	A	25	30	45	55	65	80	105	150	200	250	300	400	600	—

Bar Contactors

with variable pole number

for heavy duty applications, up to 5000 A



Max. Rated Voltage	750 V DC	1-pole	A	85 to 550	800	1000	1250	1600	2000
		Type		IOR. 85 to 550-10-CC	IOR. 800-10-CC	IOR. 1000-10-CC	IOR. 1400-10-CC	IOR. 1700-10-CC	IOR. 2100-10-CC
	1000 V DC	2-pole	A	85 to 550	800	1000	1250	1600	2000
		Type		IOR. 85 to 550-20-CC	IOR. 800-20-CC	IOR. 1000-20-CC	IOR. 1400-20-CC	IOR. 1700-20-CC	IOR. 2100-20-CC
	1500 V DC	3-pole	A	85 to 550	800	1000	1250	1600	2000
		Type		IOR. 85 to 550-30-CC	IOR. 800-30-CC	IOR. 1000-30-CC	IOR. 1400-30-CC	IOR. 1700-30-CC	IOR. 2100-30-CC

Specific Contactors

Definite Purpose	20 to 90A 1, 2, 3, 4 pole DP20 to DP90
Capacitor Switching	20 to 120 kvar UA16...RA to UA110...RA types
DC Circuit Switching	100A, 440 V DC 75A, 600 V DC 35A, 1000 V DC GA75, GAE75 types
Drive Contactors	2 N.O. poles, 60 to 960A, 500VDC 2 N.O. + 1 N.C. poles, 60 to 960A, 500VDC DA75 to EHDB_960

Mini Contactor Relays

UL/CSA Pilot Duty	A600	A600, Q600	2 2	3 3	4 0	4 4	3 3	2 2	7 1	8 0	
AC Control Supply	Type	NS	NF..E	NF22E	NF31E	NF40E	NF44E	NF53E	NF62E	NF71E	NF80E
DC Control Supply	Type	NSL	NF..E	NF22E	NF31E	NF40E	NF44E	NF53E	NF62E	NF71E	NF80E
AC / DC Control Supply	Type		NF..E	NF22E	NF31E	NF40E	NF44E	NF53E	NF62E	NF71E	NF80E