

Softstart

PS D370...840 with OL

PS DH300...720

**Changing of current
transformers**

5309 717-3 Rev1 Dec-01



Check List for changing the current transformers.

Please note!

The life span of electronics can be affected by damage caused by electrostatic discharge. This can happen if a component is touched by a charged tool or person. Therefore it is very important that all tools and personnel are discharged by touching an earthed point before the printed circuit board or any of the components are touched. It is equally important to discharge the package with the new component before opening it.

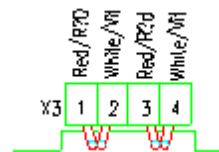
A person walking on a carpet is able to be charged with up to fifteen thousand volt (15000V). Compare this with the fact that some sensitive components can be destroyed when discharged on a much lower level (about 100V). We kindly ask you to pay notice to this as this is a vital point in order to ensure the life span of the product.

Step by step. Current transformers with built in connection cable.

- _ Remove the front cover with the printed name SOFTSTART (6 screws).
- _ Discharge the tools and yourself by touching earth.
- _ Disconnect the cables (1) from the current transformers (2), the terminal (3), and the cable (4).
- _ Remove the old current transformers and mount the new.
- _ Connect the cables (1) from the current transformers (2) (see note below), the terminal (3) and the cable (4).
- _ Mount the front cover with the 6 screws.
- _ Change the label for the current setting (see fig 2).
- _ Change the marking plate (see fig 3).

Ready!!

Please note: The connections of the current transformers.



Step by step. Current transformers with screw terminals.

- _ Discharge the tools and yourself by touching earth.
- _ Remove the old current transformers and mount the new.
- _ Change the label for the current setting (see fig 2).
- _ Change the marking plate (see fig 3).

Ready!!

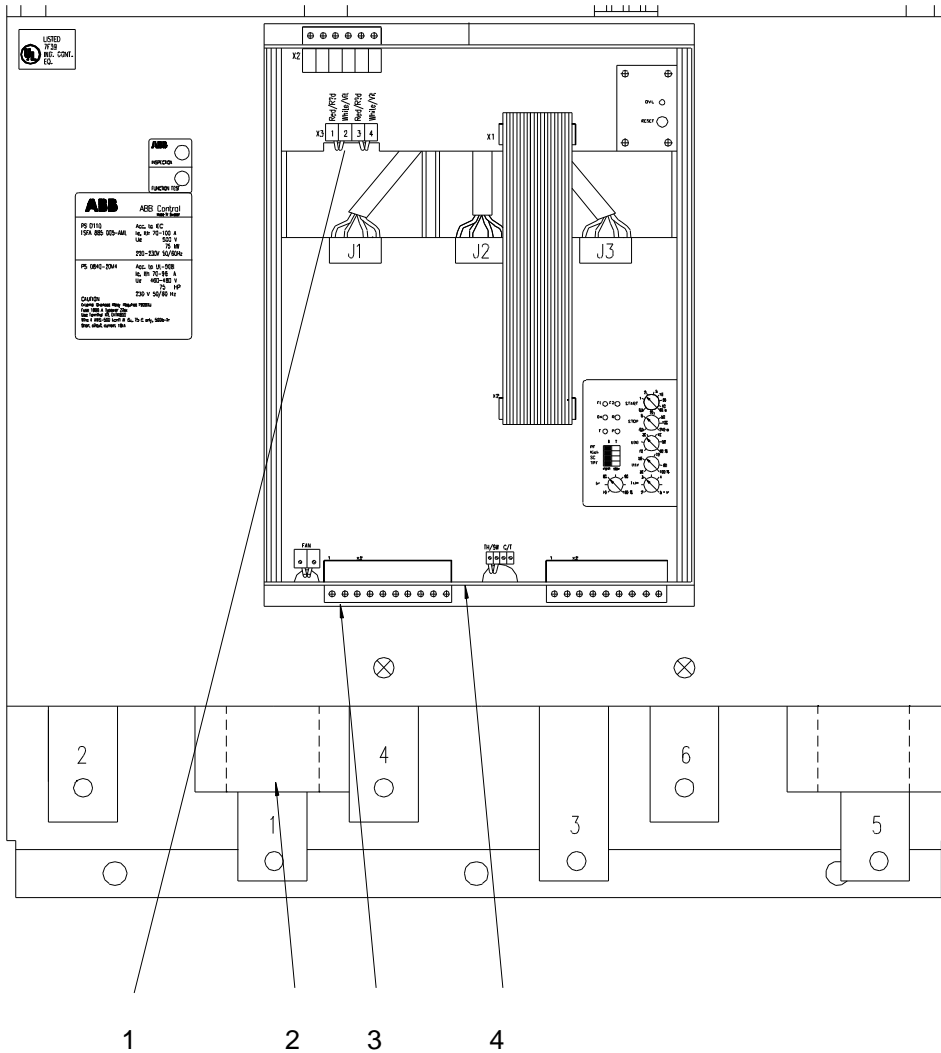


Fig1.

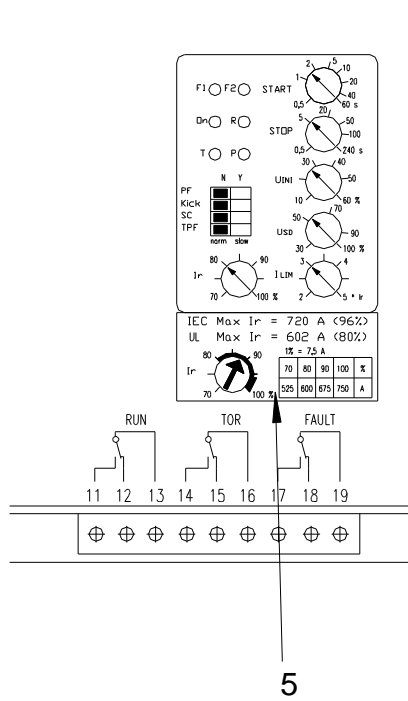


Fig3.

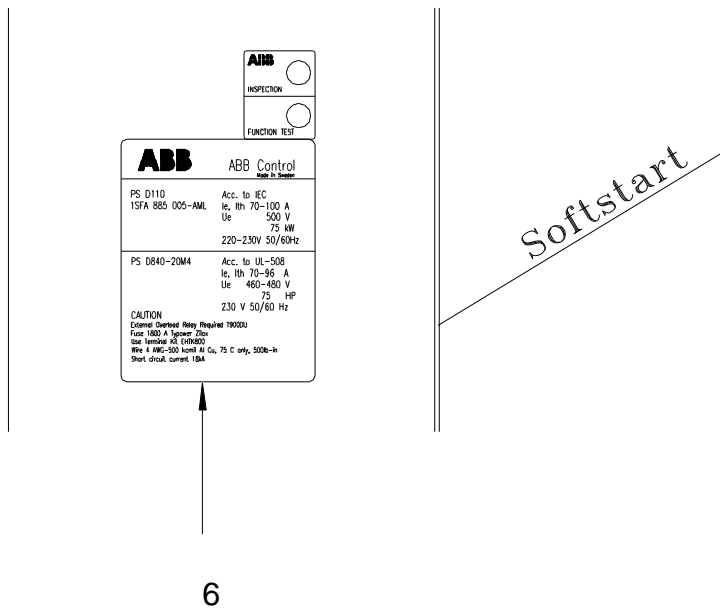


ABB Automation Technology Products AB, Control
 S-721 61 Västerås, SWEDEN

Telephone +46 21 32 07 00
 TELEFAX +46 21 12 60 01