

Features

- Fanless Design
- Meets IP50 rating requirements
- VIA 1.5 GHz C7 CPU
- Supports DDR-400 Memory up to 1GB
- Dual Gigabit Ethernet
- 1 x VGA display output
- 1 x PCI expansion slot
- Capable to support up to 3 x monitors



2x Gigabit



6x RS-232



Protection against dust



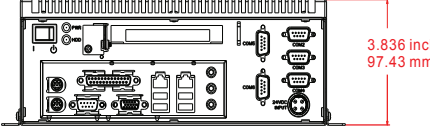
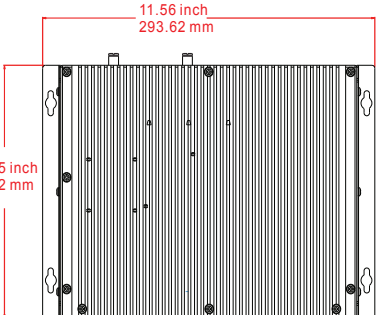

4x USB 2.0



Fanless



BoxPC-140A

Specifications	BoxPC-140A	Line Drawing
System		
CPU	VIA 1.5GHz C7 CPU	  <p>1 = LED 6 = RS-232 2 = PCI 7 = RS-232 3 = Parallel Port 8 = RJ-45 Ethernet 4 = PS2/Mouse 9 = Audio 5 = PS2/Keyboard 10 = USB 2.0</p> 
Chipset	VIA CN 700	
Memory	DDR-400 up to 1GB	
Video Controller	CN700 Integrated S3 Graphic Engine	
Video Interface	VGA	
Storage Option	1 x 2.5" SATA HDD(Optional)	
Compact Flash	Type II CF Slot	
Keyboard/Mouse	2 x PS / 2 connectors	
Audio	Line in, Line Out, Mic-In	
Watchdog Timer	Programmable 1 - 255 sec	
Expansion Slot	1 x PCI	
I/O Communication		
USB Port	4 x USB 2.0	
Serial Port	5 x (RS-232), 1 x (RS-232/422/485)	
IEEE 1394	N/A	
LAN	Dual Gigabit LAN	
Parallel	1 x Port	
OS SUPPORT		
OS Support	WinXP Pro, XPe	
Power/Thermal Specs.		
Power Requirement (Max)	24VDC / 2.7A	
Power Consumption (Max)	65 W	
Heat Dissipation	221 BTU/hr	
Physical Information		
Mounting	Wall Mount	
Net Weight	5 Lbs / 2.3 Kg	
Physical Dimension (WxHxD)	11.56 x 8.38 x 3.84 inch 293.6 x 203.2 x 97.4 mm	
Environmental		
Operating Temp	0° - 50° C (32° - 122° F)	
Storage Temp	-20° - 60° C (-4° - 140° F)	
Relative Humidity	0% - 95% (non-condensing)	
Rating	IP50	
Certification		

- 1 ARP 1700 Series
- 2 ARP 2200 Series
- 3 ARP 3600 Series
- 4 ARP 5500AX Series
- 5 ADM 1500 Series
- 6 ADM 1800 Series
- 7 ADM 5800 Series
- 8 ARD 1000 Series
- 9 Box PC
- 10 AMA Series
- 11 AMS Series
- 12 AVW Series
- 13 Thin Clients
- 14 MPC Series
- 15 RS Series

Features

- Fanless Design
- Meets IP50 rating requirements
- VIA 1.5 GHz C7 CPU
- Supports DDR-400 Memory up to 1GB
- Dual Gigabit Ethernet
- 2 x PCI slots
- Capable to support up to 5 x monitors



2x Gigabit



6x RS-232



Protection against dust



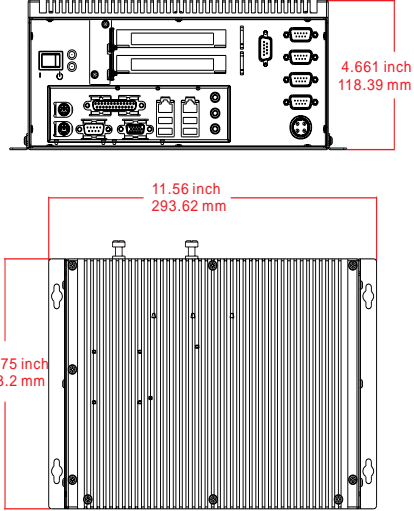
4x USB 2.0



Fanless



BoxPC-240A

Specifications	BoxPC-240A	Line Drawing	
System			
CPU	VIA 1.5GHz C7 CPU		
Chipset	VIA CN 700		
Memory	DDR-400 up to 1GB		
Video Controller	CN700 Integrated S3 Graphic Engine		
Video Interface	VGA		
Storage Option	1 x 2.5" SATA HDD(Optional)		
Compact Flash	Type II CF Slot		
Keyboard/Mouse	2 x PS / 2 connectors		
Audio	Line in, Line Out, Mic-In		
Watchdog Timer	Programmable 1 - 255 sec		
Expansion Slot	2 x PCI		
I/O Communication			
USB Port	4 x USB 2.0		
Serial Port	5 x (RS-232), 1 x (RS-232/422/485)		
IEEE 1394	N/A		
LAN	Dual Gigabit LAN		
Parallel	1 x Port		
OS SUPPORT			
OS Support	WinXP Pro, XPe		
Power/Thermal Specs.			
Power Requirement (Max)	24VDC / 3.0A		
Power Consumption (Max)	70 W		
Heat Dissipation	238 BTU/hr		
Physical Information			
Mounting	Wall Mount		
Net Weight	11 Lbs / 5Kg		
Physical Dimension (WxHxD)	11.56 x 8.375 x 4.661 inch 293.6 x 203.2 x 118.4 mm		
Environmental			
Operating Temp	0° - 50° C (32° - 122° F)		
Storage Temp	-20° - 60° C (-4° - 140° F)		
Relative Humidity	0% - 95% (non-condensing)		
Rating	IP50		
Certification			

- 1 = LED
- 2 = PCI
- 3 = Parallel Port
- 4 = PS2/Mouse
- 5 = PS2/Keyboard
- 6 = RS-232
- 7 = RS-232
- 8 = RJ-45 Ethernet
- 9 = Audio
- 10 = USB 2.0



Features

- Fanless Design
- Meets IP50 rating requirements
- Intel Core 2 Duo Mobile CPU
- Supports DDR-667 Memory up to 4GB
- Dual Gigabit Ethernet
- 1 x VGA, 1 x DVI display output
- 2.5" SATA HDD
- Build-in dual IEEE 1394B
- 1 PCI expansion slot (Optional)



2x Gigabit



4x RS-232



Protection against dust



VGA Output



4x USB 2.0



Fanless

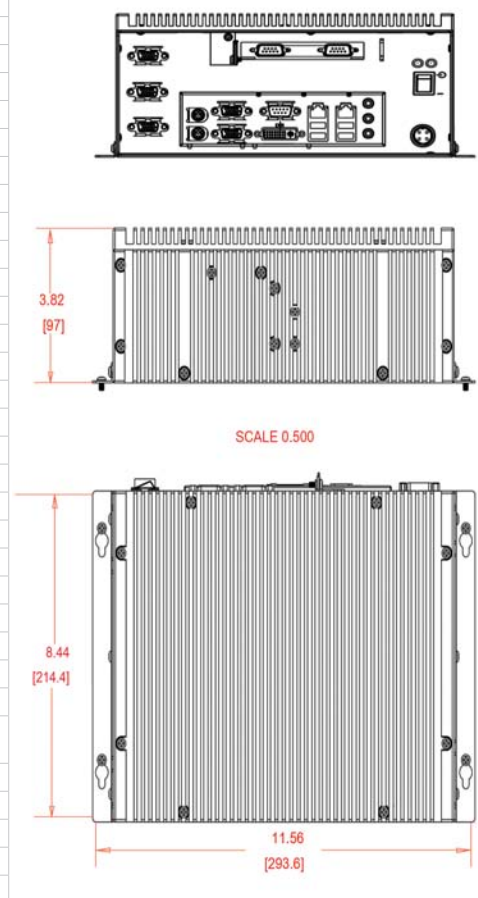


DVI Output



BoxPC-138D



Specifications	BoxPC-138D	Line Drawing	
System			
CPU	Core 2 Duo Mobile	 <p style="text-align: center;">SCALE 0.500</p>	
Chipset	GME965+ICH8M		
Memory	DDR2-667 up to 4GB		
Video Controller	GME965 GMA X3100		
Video Interface	VGA, DVI		
Storage Option	1 x 2.5" SATA HDD		
Compact Flash	Type II CF Slot		
Keyboard/Mouse	2 x PS / 2 connectors		
Audio	Line in, Line Out, Mic-In		
Watchdog Timer	Programmable 1 - 255 sec		
Expansion Slot	1 x PCI		
I/O Communication			
USB Port	4 x USB 2.0		
Serial Port	4 x (RS-232), 1 x (RS-232/422/485)		
IEEE 1394	2 x IEEE1394B (optional)		
LAN	Dual Gigabit LAN		
Parallel	N/A		
OS SUPPORT			
OS Support	WinXP Pro		
Power/Thermal Specs.			
Power Requirement (Max)	24VDC / 4.6A		
Power Consumption (Max)	110 W		
Heat Dissipation	375 BTU/hr		
Physical Information			
Mounting	Wall Mount		
Net Weight	11 Lbs / 5Kg		
Physical Dimension (WxHxD)	11.56 x 8.44 x 3.82 inch 293.6 x 214.4 x 97 mm		
Environmental			
Operating Temp	0° - 50° C (32° - 122° F)		
Storage Temp	-20° - 60° C (-4° - 140° F)		
Relative Humidity	0% - 95% (non-condensing)		
Rating	IP50		
Certification			

- 1 ARP 1700 Series
- 2 ARP 2200 Series
- 3 ARP 3600 Series
- 4 ARP 5500AX Series
- 5 ADM 1500 Series
- 6 ADM 1800 Series
- 7 ADM 5800 Series
- 8 ARD 1000
- 9 Box PC
- 10 AMA Series
- 11 AMS Series
- 12 AVW Series
- 13 Thin Clients
- 14 MPC Series
- 15 RS Series

Features

- Fanless Design
- Meets IP50 rating requirements
- Supports Intel Core 2 Duo Mobile CPU
- Supports DDR2-667 Memory up to 4GB
- Dual Gigabit Ethernet
- 1 x VGA, 1 x DVI display output
- Dual field-removable 2.5" SATA HDD
- 2 x PCI expansion slots
- Built-in dual IEEE 1394B



2x Gigabit



4x RS-232



Protection against dust



VGA Output



4x USB 2.0



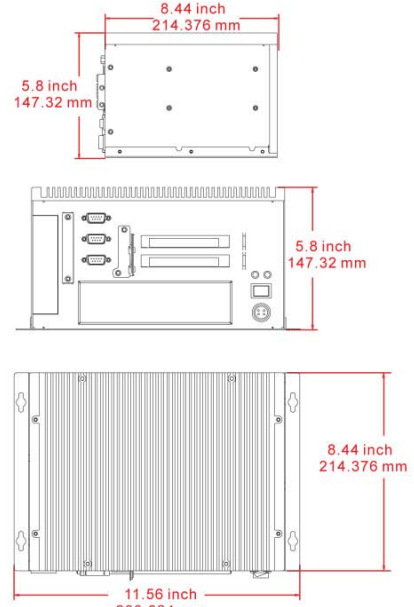
Fanless



DVI Output



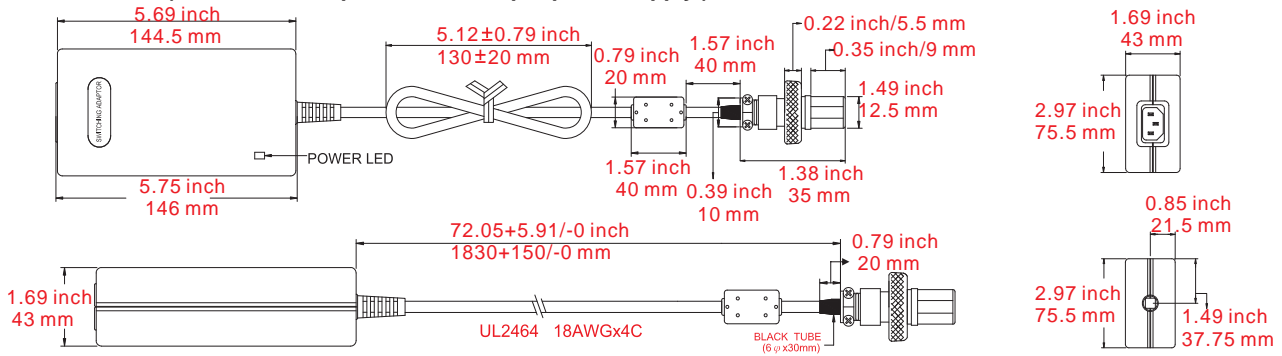
BoxPC-238D

Specifications	BoxPC-238D	Line Drawing	
System			
CPU	Core 2 Duo Mobile		
Chipset	GME965+ICH8M		
Memory	DDR2-667 up to 4GB		
Video Controller	GME965 GMA X3100		
Video Interface	VGA, DVI		
Storage Option	UP to 2 x 2.5" SATA HDD		
Compact Flash	Type II CF Slot		
Keyboard/Mouse	2 x PS / 2 connectors		
Audio	Line in, Line Out, Mic-In		
Watchdog Timer	Programmable 1 - 255 sec		
Expansion Slot	2 x PCI		
I/O Communication			
USB Port	4 x USB 2.0		
Serial Port	4 x (RS-232), 1 x (RS-232/422/485)		
IEEE 1394	2 x IEEE1394B (optional)		
LAN	Dual Gigabit LAN		
Parallel	N/A		
OS SUPPORT			
OS Support	WinXP Pro		
Power/Thermal Specs.			
Power Requirement (Max)	24VDC / 4.6A		
Power Consumption (Max)	110 W		
Heat Dissipation	375 BTU/hr		
Physical Information			
Mounting	Wall Mount		
Net Weight	11 Lbs / 5Kg		
Physical Dimension (WxHxD)	11.56 x 8.44 x 5.8 inch 293.6 x 214.4 x 147.3 mm		
Environmental			
Operating Temp	0° - 50° C (32° - 122° F)		
Storage Temp	-20° - 60° C (-4° - 140° F)		
Relative Humidity	0% - 95% (non-condensing)		
Rating	IP50		
Certification			

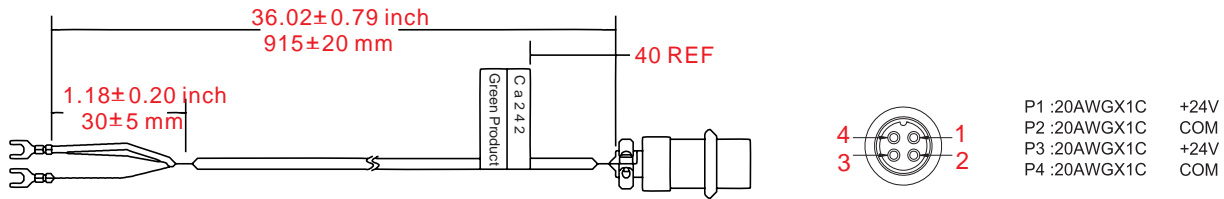


BoxPC - 140A / 240A Power Supply Line Drawing

Model:PSA-066A-024 (110~220 VAC Input, 24 VDC Output power supply)

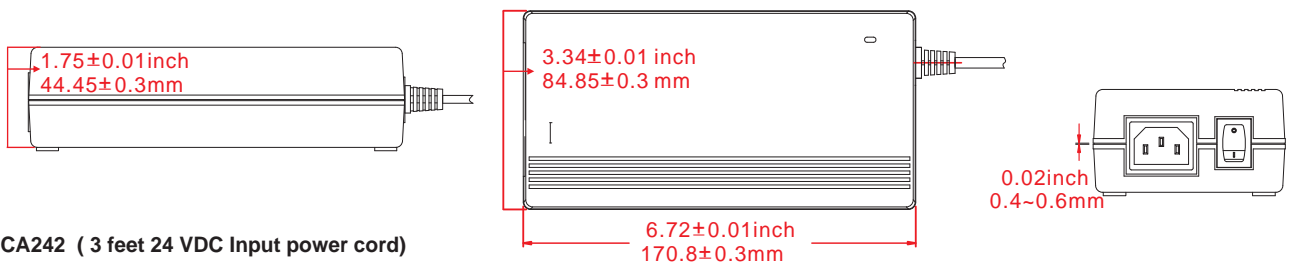


Model : CA242 (3 feet 24 VDC Input power cord)

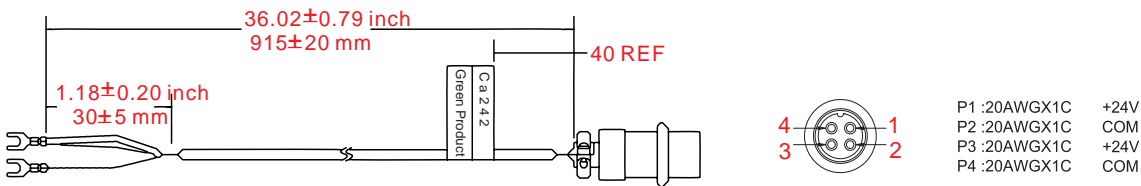


BoxPC - 238D Power Supply Line Drawing

Model : PSA-150A-024 (110~220 VAC Input, 24VDC Output power supply)



Model : CA242 (3 feet 24 VDC Input power cord)



- 1 ARP 1700 Series
- 2 ARP 2200 Series
- 3 ARP 3600 Series
- 4 ARP 5500AX Series
- 5 ADM 1500 Series
- 6 ADM 1800 Series
- 7 ADM 5800 Series
- 8 ARD 1000
- 9 Box PC
- 10 AMA Series
- 11 AMS Series
- 12 AVW Series
- 13 Thin Clients
- 14 MPC Series
- 15 RS Series

Ordering Information		Standard		ACP Enabled	
BoxPC-140A		BoxPC-140A-A00-000	BoxPC-140A-A00-001	BoxPC-140A-A00-002	BoxPC-140A-A00-003
CPU	VIA 1.5GHz C7	Storage	160GB 2.5" SATA HDD	160GB 2.5" SATA HDD	N/A
Memory	1 GB DDR	PCI Slot	1	1	N/A
		VGA Output	1	1	3
		Power Supply	DC 24V Input	110 / 220 VAC Input	DC 24V Input
		ACP Enabled	N/A	N/A	Yes
					Yes
BoxPC-240A		BoxPC-240A-A00-000	BoxPC-240A-A00-001	BoxPC-240A-A00-002	BoxPC-240A-A00-003
CPU	VIA 1.5GHz C7	Storage	160GB 2.5" SATA HDD	160GB 2.5" SATA HDD	N/A
Memory	1 GB DDR	PCI Slot	2	2	N/A
		VGA Output	1	1	5
		Power Supply	DC 24V Input	110 / 220 VAC Input	DC 24V Input
		ACP Enabled	N/A	N/A	Yes
					Yes
BoxPC-138D		BoxPC-138D-D00-000	BoxPC-138D-D00-001	BoxPC-138D-D00-002	BoxPC-138D-D00-003
CPU	1.83 GHz Core 2 Duo Mobile	Storage	160GB 2.5" SATA HDD	160GB 2.5" SATA HDD	N/A
Memory	2 GB DDR2-667	PCI Slot	1	1	N/A
		VGA Output	1	1	3
		DVI Output	1	1	1
		Power Supply	DC 24V Input	110 / 220 VAC Input	DC 24V Input
		ACP Enabled	N/A	N/A	Yes
					Yes
BoxPC-238D		BoxPC-238D-D00-000	BoxPC-238D-D00-001	BoxPC-238D-D00-002	BoxPC-238D-D00-003
CPU	1.83 GHz Core 2 Duo Mobile	Storage	160GB 2.5" SATA HDD	160GB 2.5" SATA HDD	N/A
Memory	2 GB DDR2-667	PCI Slot	2	2	N/A
		VGA Output	1	1	5
		DVI Output	1	1	1
		Power Supply	DC 24V Input	110 / 220 VAC Input	DC 24V Input
		ACP Enabled	N/A	N/A	Yes
					Yes

Accessories Options	
Accessories	Description
XP Pr o :	Windows XP Pro Operating System
XPe :	Windows XP Embedded Operating System
CA2 4 2 :	3 feet 24 VDC Input power cord
PSA- 1 5 0A- 0 2 4 :	110 - 220VAC Input, 24 VDC Output 150W Power Adaptor
APM- 0 0 4 :	PSA-150A-024 Power Adaptor Mounting Bracket