

### Features

- ▶ VIA 1.5GHz C7 CPU
- ▶ 1 GB DDR Memory
- ▶ Dual Gigabit Ethernet
- ▶ 1 x PCI Slot
- ▶ Up to two 2.5" SATA HDD
- ▶ Slim DVD / CD -RW Drive



2x Gigabit



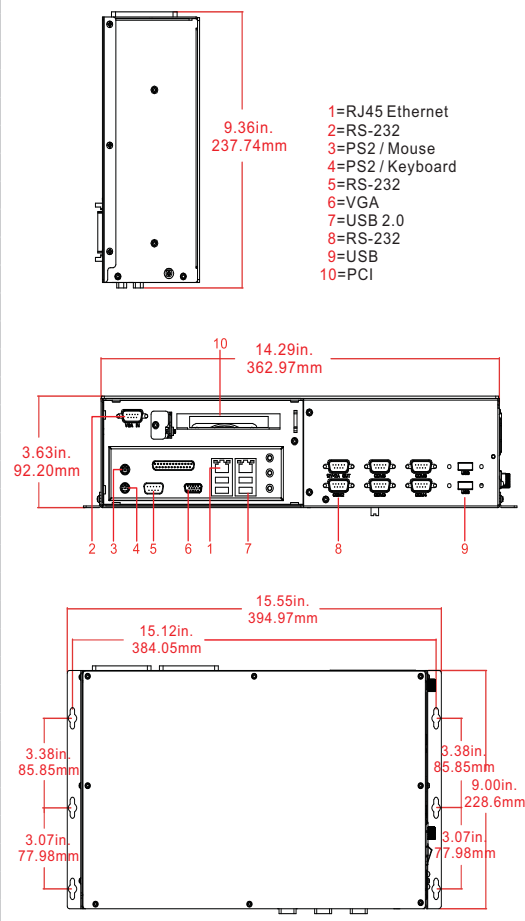
6x USB 2.0



6x RS-232



BoxPC-108A

Specifications	BoxPC-108A	Line Drawing	
<b>System</b>			
CPU	VIA 1.5GHz C7 CPU		
Chipset	VIA CN 700		
Memory	Up to 1GB		
Video Controller	CN 700 Integrated S3 Graphic Engine		
Video Interface	VGA		
Storage Option	Up to 2 x 2.5" SATA HDD, RAID 0/1 support		
Compact Flash	Optional CF		
Keyboard/Mouse	2 x PS/2 Connectors		
Audio	Line in, Line Out, MIC-In		
Watchdog Timer	Programmable 1 - 255 sec		
Expansion Slot	1 x PCI		
<b>I/O Communication</b>			
USB Port	6 x USB 2.0		
Serial Port	5 x RS-232, 1x RS-232/422/485		
IEEE 1394	N/A		
LAN	Dual Gigabit LAN		
Parallel	1 x Port		
<b>OS SUPPORT</b>			
OS Support	WinXP Pro, XPe		
<b>Power/Thermal Specs.</b>			
Power Requirement ( Max )	120VAC/0.475A, 24VDC/2.55A		
Power Consumption ( Max )	63 W		
Heat Dissipation	215 BTU/hr		
<b>Physical Information</b>			
Mounting	Wall Mount		
Net Weight			
Physical Dimension (WxHxD)	15.55 x 9.00 x 3.63 inch 395.0 x 228.6 x 92.2 mm		
<b>Environmental</b>			
Operating Temp	0° - 50° C (32° - 122° F)		
Storage Temp	-20° - 60° C (-4° - 140° F)		
Relative Humidity	5% - 95% (non-condensing)		
Rating	N/A		
Certification	N/A		

### Features

- Intel Core 2 Duo / Core 2 Quad
- Up to 4GB DDR2-667 memory
- Dual Gigabit Ethernet
- 1 x PCI Slot
- Up to two 2.5" SATA HDD
- Slim DVD / CD -RW Drive
- Hot-Swappable Chassis Fan



2x Gigabit



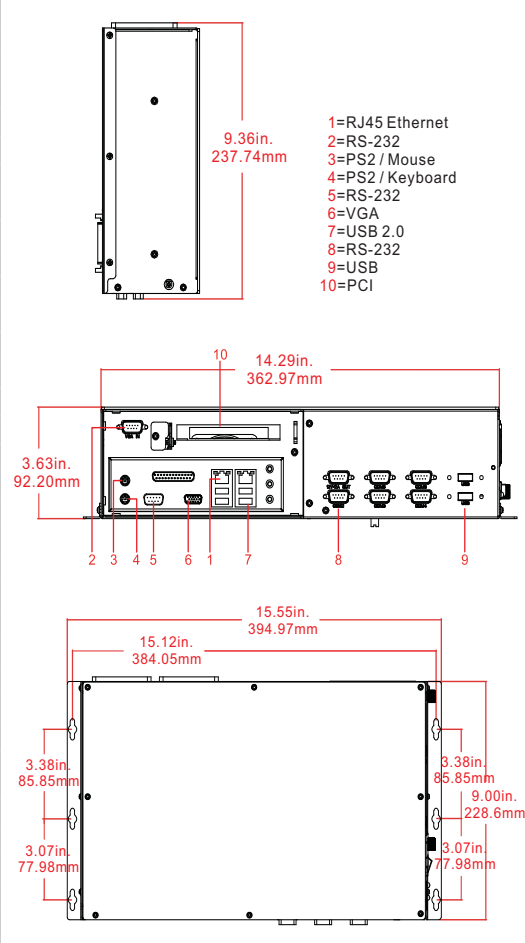
6x USB 2.0



2x RS-232



BoxPC-108Q

Specifications	BoxPC-108Q	Line Drawing	
<b>System</b>			
CPU	Core 2 Duo / Core 2 Quad	 <p>1=RJ45 Ethernet 2=RS-232 3=PS2 / Mouse 4=PS2 / Keyboard 5=RS-232 6=VGA 7=USB 2.0 8=RS-232 9=USB 10=PCI</p>	
Chipset	Intel Q35 + ICH9 / ICH9DO		
Memory	Up to 4GB DR2-667		
Video Controller	Q35 Integrated GMA3100		
Video Interface	VGA		
Storage Option	Up to 2 x 2.5" SATA, RAID 0/1 supported		
Compact Flash	Optional CF		
Keyboard/Mouse	2 x PS/2 Connectors		
Audio	Line in, Line Out, MIC-In		
Watchdog Timer	Programmable 1 - 255 sec		
Expansion Slot	1 x PCI		
<b>I/O Communication</b>			
USB Port	6 x USB 2.0		
Serial Port	1 x RS-232, 1x RS-232/422/485		
IEEE 1394	2 Ports optional		
LAN	Dual Gigabit LAN		
Parallel	1 x Port		
<b>OS SUPPORT</b>			
OS Support	Windows XP Pro		
<b>Power/Thermal Specs.</b>			
Power Requirement ( Max )	110VAC /2.7A, 220VAC/1.35A		
Power Consumption ( Max )	265 W		
Heat Dissipation	908 BTU/hr		
<b>Physical Information</b>			
Mounting	Wall Mount		
Net Weight			
Physical Dimension (WxHxD)	15.55 x 9.00 x 3.63 inch 395.0 x 228.6 x 92.2 mm		
<b>Environmental</b>			
Operating Temp	0° - 50° C (32° - 122° F)		
Storage Temp	-20° - 60° C (-4° - 140° F)		
Relative Humidity	5% - 95% (non-condensing)		
Rating	N/A		
Certification	N/A		

- 1**  
ARP  
1700  
Series
- 2**  
ARP  
2200  
Series
- 3**  
ARP  
3600  
Series
- 4**  
ARP  
5500AX  
Series
- 5**  
ADM  
1500  
Series
- 6**  
ADM  
1800  
Series
- 7**  
ADM  
5800  
Series
- 8**  
ARD  
1000
- 9**  
Box PC
- 10**  
AMA  
Series
- 11**  
AMS  
Series
- 12**  
AVW  
Series
- 13**  
Thin  
Clients
- 14**  
MPC  
Series
- 15**  
RS  
Series

### Features

- VIA 1.5GHz C7 CPU
- 1 GB DDR Memory
- Dual Gigabit Ethernet
- 2 x PCI Slots
- Up to two 2.5" SATA HDD
- Slim DVD / CD -RW Drive
- Hot-Swappable Chassis Fan



2x Gigabit



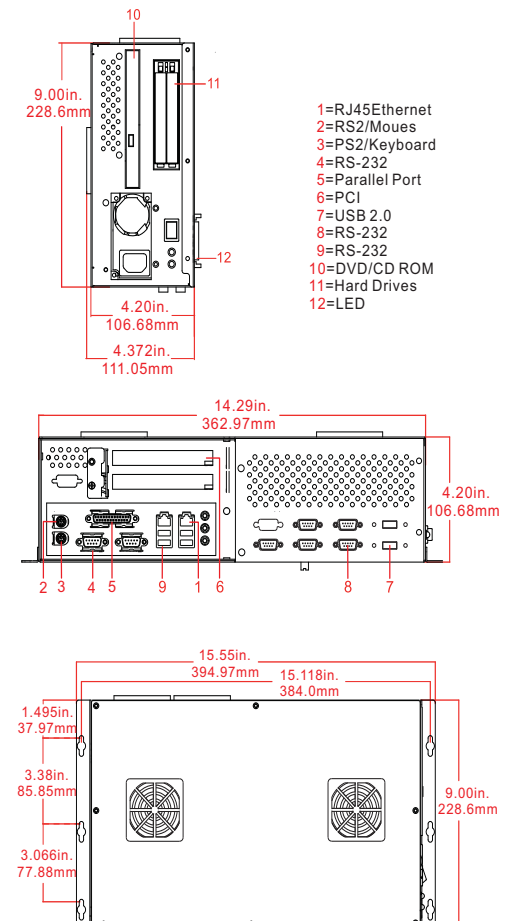
6x USB 2.0



6x RS-232



BoxPC-202A

Specifications	BoxPC-202A	Line Drawing	
<b>System</b>			
CPU	VIA 1.5GHz C7 CPU	 <p>1=RJ45Ethernet                  2=RS2/Mouses                  3=PS2/Keyboard                  4=RS-232                  5=Parallel Port                  6=PCI                  7=USB 2.0                  8=RS-232                  9=RS-232                  10=DVD/CD ROM                  11=Hard Drives                  12=LED</p>	
Chipset	VIA CN 700		
Memory	Up to 1GB		
Video Controller	CN 700 Integrated S3 Graphic Engine		
Video Interface	VGA		
Storage Option	Up to 2 x 2.5" SATA, RAID 0/1 supported		
Compact Flash	Optional CF		
Keyboard/Mouse	2 x PS/2 Connectors		
Audio	Line in, Line Out, MIC-In		
Watchdog Timer	Programmable 1 - 255 sec		
Expansion Slot	2 x PCI		
<b>I/O Communication</b>			
USB Port	6 x USB 2.0		
Serial Port	5 x RS-232, 1x RS-232/422/485		
IEEE 1394	N/A		
LAN	Dual Gigabit LAN		
Parallel	1 x Port		
<b>OS SUPPORT</b>			
OS Support	Windows XP Pro, XPe		
<b>Power/Thermal Specs.</b>			
Power Requirement ( Max )	120VAC/0.475A, 24VDV/2.5A		
Power Consumption ( Max )	63 W		
Heat Dissipation	215 BTU/hr		
<b>Physical Information</b>			
Mounting	Wall Mount		
Net Weight			
Physical Dimension (WxHxD)	15.55 x 9.00 x 4.20 inch 395.0 x 228.6 x 106.7 mm		
<b>Environmental</b>			
Operating Temp	0° - 50° C (32° - 122° F)		
Storage Temp	-20° - 60° C (-4° - 140° F)		
Relative Humidity	5% - 95% (non-condensing)		
Rating	N/A		
Certification	N/A		

### Features

- Intel Core 2 Duo / Core 2 Quad
- Up to 4GB DDR2-667 memory
- Dual Gigabit Ethernet
- 2 x PCI Slots
- Up to two 2.5" SATA HDD
- Slim DVD / CD -RW Drive
- Hot-Swappable Chassis Fan



2x Gigabit



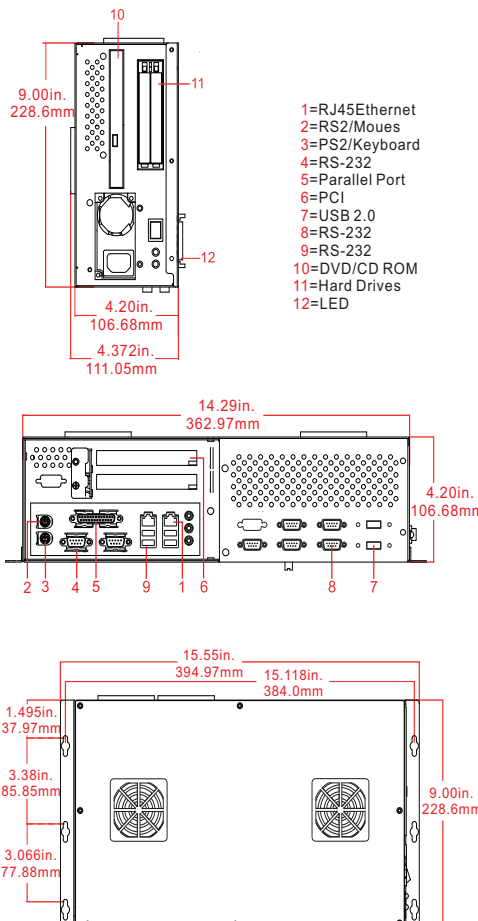
6x USB 2.0



2x RS-232



BoxPC-202Q

Specifications	BoxPC-202Q	Line Drawing	
<b>System</b>			
CPU	Core 2 Duo / Core 2 Quad	 <p>1=RJ45Ethernet 2=RS2/Mouses 3=PS2/Keyboard 4=RS-232 5=Parallel Port 6=PCI 7=USB 2.0 8=RS-232 9=RS-232 10=DVD/CD ROM 11=Hard Drives 12=LED</p>	
Chipset	Intel Q35 + ICH9 / ICH9DO		
Memory	Up to 4GB DR2-667		
Video Controller	Q35 Integrated GMA3100		
Video Interface	VGA		
Storage Option	Up to 2 x 2.5" SATA, RAID 0/1 supported		
Compact Flash	N/A		
Keyboard/Mouse	2 x PS/2 Connectors		
Audio	Line in, Line Out, MIC-In		
Watchdog Timer	Programmable 1 - 255 sec		
Expansion Slot	2 x PCI		
<b>I/O Communication</b>			
USB Port	6 x USB 2.0		
Serial Port	1 x RS-232, 1x RS-232/422/485		
IEEE 1394	2 Ports Optional		
LAN	Dual Gigabit LAN		
Parallel	1 x Port		
<b>OS SUPPORT</b>			
OS Support	Windows XP Pro		
<b>Power/Thermal Specs.</b>			
Power Requirement ( Max )	110VAC /2.7A, 220VAC/1.35A		
Power Consumption ( Max )	265 W		
Heat Dissipation	908 BTU/hr		
<b>Physical Information</b>			
Mounting	Wall Mount		
Net Weight			
Physical Dimension (WxHxD)	15.55 x 9.00 x 4.20 inch 395.0 x 228.6 x 106.7 mm		
<b>Environmental</b>			
Operating Temp	0° - 50° C (32° - 122° F)		
Storage Temp	-20° - 60° C (-4° - 140° F)		
Relative Humidity	0% - 95% (non-condensing)		
Rating	N/A		
Certification	N/A		

- 1 ARP 1700 Series
- 2 ARP 2200 Series
- 3 ARP 3600 Series
- 4 ARP 5500AX Series
- 5 ADM 1500 Series
- 6 ADM 1800 Series
- 7 ADM 5800 Series
- 8 ARD 1000 Series
- 9 Box PC
- 10 AMA Series
- 11 AMS Series
- 12 AVW Series
- 13 Thin Clients
- 14 MPC Series
- 15 RS Series

### Features

- ▶ VIA 1.5GHz C7 CPU
- ▶ 1 GB DDR Memory
- ▶ Dual Gigabit Ethernet
- ▶ 3 x PCI Slots
- ▶ Up to two 2.5" SATA HDD
- ▶ Slim DVD / CD -RW Drive



2x Gigabit



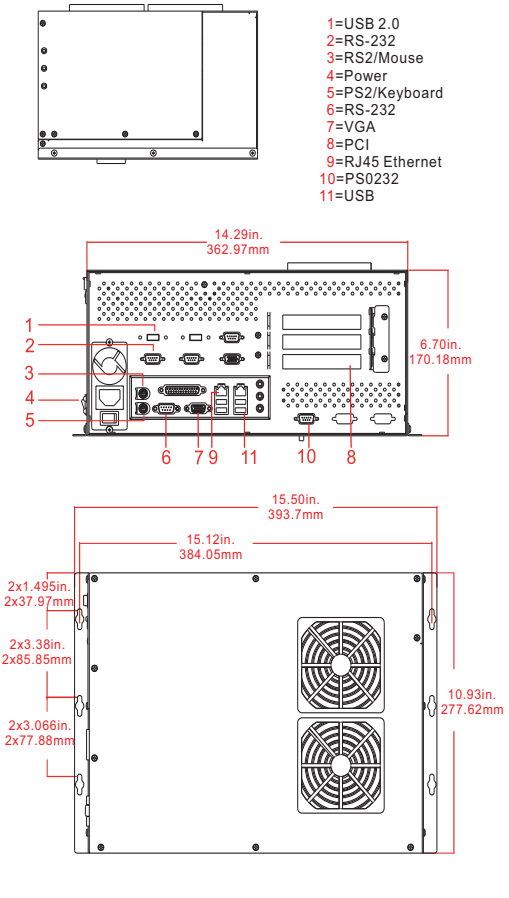
6x USB 2.0



6x RS-232



BoxPC-304A

Specifications	BoxPC-304A	Line Drawing	
<b>System</b>			
CPU	VIA 1.5GHz C7 CPU	 <p>1=USB 2.0 2=RS-232 3=RS2/Mouse 4=Power 5=PS2/Keyboard 6=RS-232 7=VGA 8=PCI 9=RJ45 Ethernet 10=PS0232 11=USB</p> <p>14.29in. 362.97mm</p> <p>6.70in. 170.18mm</p> <p>15.50in. 393.7mm</p> <p>15.12in. 384.05mm</p> <p>2x1.495in. 2x37.97mm</p> <p>2x3.38in. 2x85.85mm</p> <p>2x3.066in. 2x77.88mm</p> <p>10.93in. 277.62mm</p>	
Chipset	VIA CN 700		
Memory	Up to 1GB		
Video Controller	CN 700 Integrated S3 Graphic Engine		
Video Interface	VGA		
Storage Option	Up to 2 x 2.5" SATA, RAID 0/1 supported		
Compact Flash	Optional CF		
Keyboard/Mouse	2 x PS/2 Connectors		
Audio	Line in, Line Out, MIC-In		
Watchdog Timer	Programmable 1 - 255 sec		
Expansion Slot	3 x PCI		
<b>I/O Communication</b>			
USB Port	6 x USB 2.0		
Serial Port	5 x RS-232, 1x RS-232/422/485		
IEEE 1394	N/A		
LAN	Dual Gigabit LAN		
Parallel	1 x Port		
<b>OS SUPPORT</b>			
OS Support	Windows XP Pro, XPe		
<b>Power/Thermal Specs.</b>			
Power Requirement ( Max )	120VAC/0.475A, 24VDV/2.55A		
Power Consumption ( Max )	63 W		
Heat Dissipation	215 BTU/hr		
<b>Physical Information</b>			
Mounting	Wall Mount		
Net Weight			
Physical Dimension (WxHxD)	15.50 x 10.93 x 6.70 inch 393.7 x 277.6 x 170.2 mm		
<b>Environmental</b>			
Operating Temp	0° - 50° C (32° - 122° F)		
Storage Temp	-20° - 60° C (-4° - 140° F)		
Relative Humidity	5% - 95% (non-condensing)		
Rating	N/A		
Certification	N/A		

### Features

- Intel Core 2 Duo / Core 2 Quad
- Up to 4GB DDR2-667 memory
- Dual Gigabit Ethernet
- 3 x PCI Slots
- Up to two 2.5" SATA HDD
- Slim DVD / CD -RW Drive



2x Gigabit



6x USB 2.0

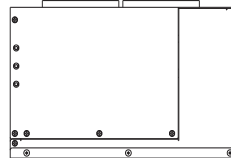
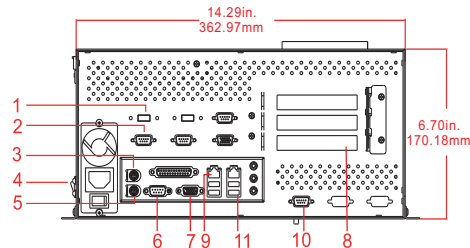
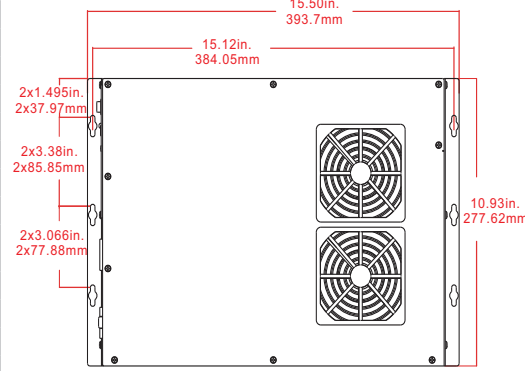


2x RS-232



BoxPC-304Q



Specifications	BoxPC-304Q	Line Drawing	
<b>System</b>			
CPU	Core 2 Duo / Core 2 Quad	 <ul style="list-style-type: none"> <li>1=USB 2.0</li> <li>2=RS-232</li> <li>3=RS2/Mouse</li> <li>4=Power</li> <li>5=PS2/Keyboard</li> <li>6=RS-232</li> <li>7=VGA</li> <li>8=PCI</li> <li>9=RJ45 Ethernet</li> <li>10=PS0232</li> <li>11=USB</li> </ul>  	
Chipset	Intel Q35 + ICH9 / ICH9DO		
Memory	Up to 4GB DR2-667		
Video Controller	Q35 Integrated GMA3100		
Video Interface	VGA		
Storage Option	Up to 2 x 2.5" SATA, RAID 0/1 supported		
Compact Flash	N/A		
Keyboard/Mouse	2 x PS/2 Connectors		
Audio	Line in, Line Out, MIC-In		
Watchdog Timer	Programmable 1 - 255 sec		
Expansion Slot	3 x PCI		
<b>I/O Communication</b>			
USB Port	6 x USB 2.0		
Serial Port	1 x RS-232, 1x RS-232/422/485		
IEEE 1394	2 Ports Optional		
LAN	Dual Gigabit LAN		
Parallel	1 x Port		
<b>OS SUPPORT</b>			
OS Support	Windows XP Pro		
<b>Power/Thermal Specs.</b>			
Power Requirement ( Max )	110VAC /2.7A, 220VAC/1.35A		
Power Consumption ( Max )	265 W		
Heat Dissipation	908 BTU/hr		
<b>Physical Information</b>			
Mounting	Wall Mount		
Net Weight			
Physical Dimension (WxHxD)	15.50 x 10.93 x6.70 inch 393.7 x 277.6 x 170.2 mm		
<b>Environmental</b>			
Operating Temp	0° - 50° C (32° - 122° F)		
Storage Temp	-20° - 60° C (-4° - 140° F)		
Relative Humidity	0% - 95% (non-condensing)		
Rating	N/A		
Certification	N/A		

- 1** ARP 1700 Series
- 2** ARP 2200 Series
- 3** ARP 3600 Series
- 4** ARP 5500AX Series
- 5** ADM 1500 Series
- 6** ADM 1800 Series
- 7** ADM 5800 Series
- 8** ARD 1000
- 9** Box PC
- 10** AMA Series
- 11** AMS Series
- 12** AVW Series
- 13** Thin Clients
- 14** MPC Series
- 15** RS Series



### Features

- Intel Core 2 Duo / Core 2 Quad
- Up to 4GB DDR2-667 memory
- Dual Gigabit Ethernet
- One PCIe x16, One PCIe x 1, Two PCI Slots
- One 2.5" SATA HDD
- Slim DVD / CD -RW Drive



2x Gigabit



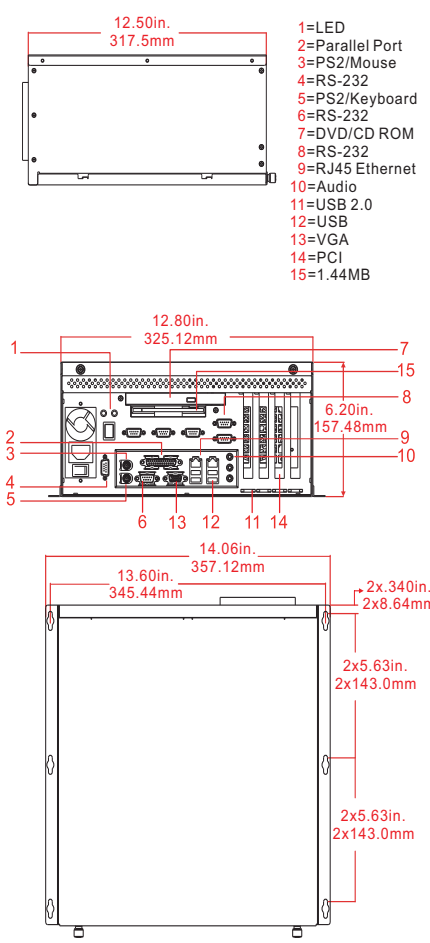
8x USB 2.0



6x RS-232



**BoxPC-401Q**

Specifications	BoxPC-401Q	Line Drawing	
<b>System</b>			
CPU	Core 2 Duo / Core 2 Quad	 <p>1=LED                  2=Parallel Port                  3=PS2/Mouse                  4=RS-232                  5=PS2/Keyboard                  6=RS-232                  7=DVD/CD ROM                  8=RS-232                  9=RJ45 Ethernet                  10=Audio                  11=USB 2.0                  12=USB                  13=VGA                  14=PCI                  15=1.44MB</p>	
Chipset	Intel Q35 + ICH9 / ICH9DO		
Memory	Up to 4GB DR2-667		
Video Controller	Q35 Integrated GMA3100		
Video Interface	VGA		
Storage Option	Up to 2 x 2.5" SATA, RAID 0/1 supported		
Compact Flash	N/A		
Keyboard/Mouse	2 x PS/2 Connectors		
Audio	Line in, Line Out, MIC-In		
Watchdog Timer	Programmable 1 - 255 sec		
Expansion Slot	One PCIe x16, One PCIe x 1, Two PCI Slots		
<b>I/O Communication</b>			
USB Port	8 x USB 2.0		
Serial Port	6 x RS-232		
IEEE 1394	N/A		
LAN	Dual Gigabit LAN		
Parallel	1 x Port		
<b>OS SUPPORT</b>			
OS Support	Windows XP Pro		
<b>Power/Thermal Specs.</b>			
Power Requirement ( Max )	110VAC /2.7A, 220VAC/1.35A		
Power Consumption ( Max )	265 W		
Heat Dissipation	908 BTU/hr		
<b>Physical Information</b>			
Mounting	Wall Mount		
Net Weight			
Physical Dimension (WxHxD)	15.50 x 10.93 x6.70 inch 393.7 x 277.6 x 170.2 mm		
<b>Environmental</b>			
Operating Temp	0° - 50° C (32° - 122° F)		
Storage Temp	-20° - 60° C (-4° - 140° F)		
Relative Humidity	0% - 95% (non-condensing)		
Rating	N/A		
Certification	N/A		

### Ordering Information

#### BoxPC-108A

#### BoxPC-108A-A00-001

CPU	VIA 1.5GHz C7 CPU
Memory	1GB DDR Memory
CD-ROM	Slim CD-RW Drive

Power Supply	110/220VAC Input
Storage	160GB 2.5" SATA HDD

#### BoxPC-108Q

#### BoxPC-108Q-Q00-001

CPU	1.83GHz Core 2 Duo Mobile
Memory	2GB DDR2-667 Memory
CD-ROM	Slim CD-RW Drive

Power Supply	110/220VAC Input
Storage	160GB 2.5" SATA HDD

#### BoxPC-202A

#### BoxPC-202A-A00-001

CPU	VIA 1.5GHz C7 CPU
Memory	1GB DDR Memory
CD-ROM	Slim CD-RW Drive

Power Supply	110/220VAC Input
Storage	160GB 2.5" SATA HDD

#### BoxPC-202Q

#### BoxPC-202Q-Q00-001

CPU	1.83GHz Core 2 Duo Mobile
Memory	2GB DDR2-667 Memory
CD-ROM	Slim CD-RW Drive

Power Supply	110/220VAC Input
Storage	160GB 2.5" SATA HDD

#### BoxPC-304A

#### BoxPC-304A-A00-001

CPU	VIA 1.5GHz C7 CPU
Memory	1GB DDR Memory
CD-ROM	Slim CD-RW Drive

Power Supply	110/220VAC Input
Storage	160GB 2.5" SATA HDD

#### BoxPC-304Q

#### BoxPC-304Q-Q00-001

CPU	1.83GHz Core 2 Duo Mobile
Memory	2GB DDR2-667 Memory
CD-ROM	Slim CD-RW Drive

Power Supply	110/220VAC Input
Storage	160GB 2.5" SATA HDD

#### BoxPC-401Q

#### BoxPC-401Q-Q00-001

CPU	1.83GHz Core 2 Duo Mobile
Memory	2GB DDR2-667 Memory
CD-ROM	Slim CD-RW Drive

Power Supply	110/220VAC Input
Storage	160GB 2.5" SATA HDD

**1**
**ARP  
1700  
Series**
**2**
**ARP  
2200  
Series**
**3**
**ARP  
3600  
Series**
**4**
**ARP  
5500AX  
Series**
**5**
**ADM  
1500  
Series**
**6**
**ADM  
1800  
Series**
**7**
**ADM  
5800  
Series**
**8**
**ARD  
1000**
**9**
**Box PC**
**10**
**AMA  
Series**
**11**
**AMS  
Series**
**12**
**AVW  
Series**
**13**
**Thin  
Clients**
**14**
**MPC  
Series**
**15**
**RS  
Series**





### Features

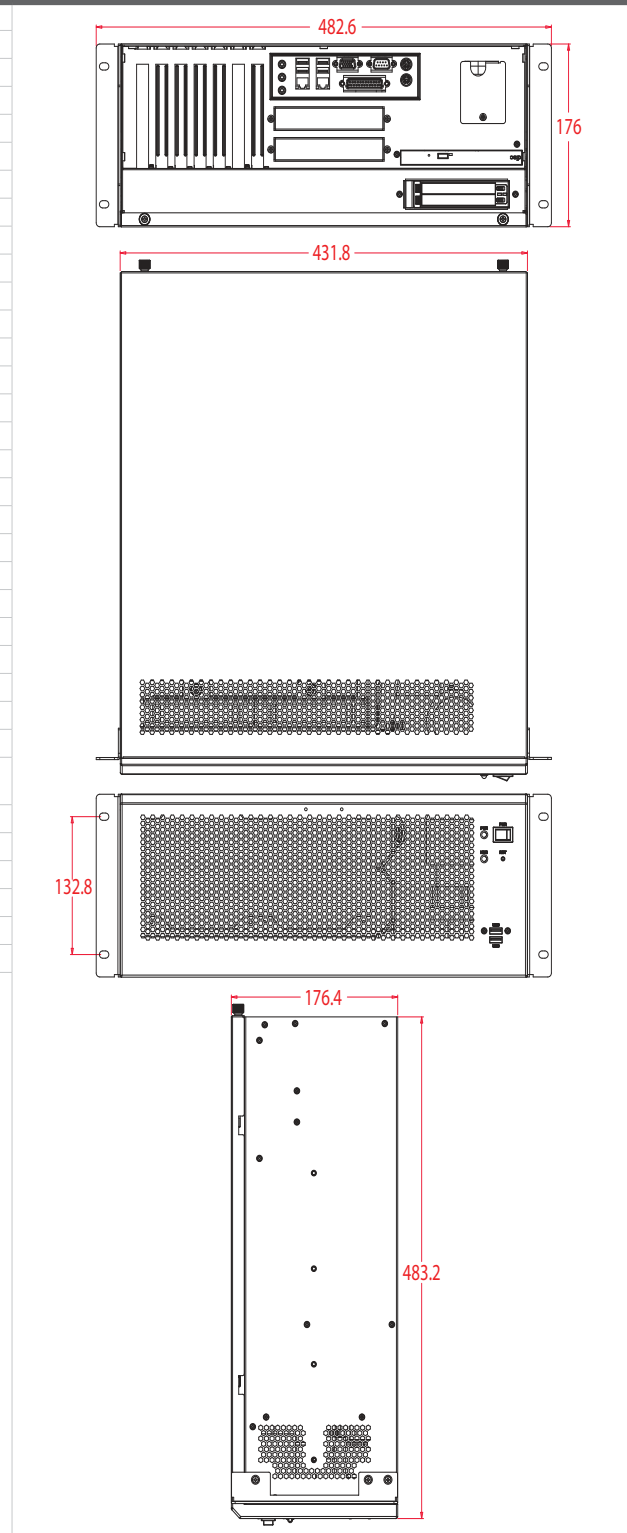
- ▶ Intel Core 2 Duo / Core 2 Quad processor
- ▶ Upto 8GB DDR2-667 memory
- ▶ Two swappable 2.5" SATA HDD
- ▶ 2 x Gigabit Ethernet
- ▶ Liquid cooling design
- ▶ 5 x PCI Expansion slots, One PCIe x 16, One PCIe x 1



RS - 4607 AT - Q351

Specifications	RS - 4607 AT - Q351	Line Drawing
----------------	---------------------	--------------

<b>System</b>	
CPU	Core 2 Duo / Core 2 Quad
Chipset	Intel Q35 + ICH9 / ICH9DO
Memory	Up to 4GB DDR2-667
Video Controller	Q35 Integrated GMA3100
Video Interface	VGA
Storage Option	Up to 2 x 2.5" SATA HDD, RAID 0/1 support
Compact Flash	N/A
Keyboard/Mouse	2 x PS / 2 connectors
Audio	Line in, Line Out, Mic-In
Watchdog Timer	Programmable 1 - 255 sec
Expansion Slot	5x PCI, one PCIe x16, one PCIe x1
<b>I/O Communication</b>	
USB Port	6 x USB 2.0
Serial Port	1 x RS-232
IEEE 1394	N/A
LAN	Dual Gigabit LAN
Parallel	1 x Port
<b>OS SUPPORT</b>	
OS Support	Windows XP
<b>Power/Thermal Specs.</b>	
Power Requirement ( Max )	110VAC /3A, 220VAC/1.5A
Power Consumption ( Max )	295 W (Core 2 Duo CPU)
Heat Dissipation	1010 BTU
<b>Physical Information</b>	
Mounting	Rack Mount
Net Weight	35 Lbs / 16 Kg
Physical Dimension (WxHxD)	6.93 x 19.00 x 19.75 inch 176.0 x 482.6 x 501.2 mm
<b>Environmental</b>	
Operating Temp	0° - 50a° C (32° - 122° F)
Storage Temp	-20° - 60° C (-4° - 140° F)
Relative Humidity	0% - 95% (non-condensing)
Rating	N/A
Certification	N/A



RS - 4607 AT - Q351

- 1 ARP 1700 Series
- 2 ARP 2200 Series
- 3 ARP 3600 Series
- 4 ARP 5500AX Series
- 5 ADM 1500 Series
- 6 ADM 1800 Series
- 7 ADM 5800 Series
- 8 ARD 1000
- 9 Box PC
- 10 AMA Series
- 11 AMS Series
- 12 AVW Series
- 13 Thin Clients
- 14 MPC Series
- 15 RS Series

### Features

- ▶ Intel Core 2 Duo / Core 2 Quad processor
- ▶ Upto 4 GB DDR2-667 memory
- ▶ 2.5" SATA HDD
- ▶ 2 x Gigabit Ethernet
- ▶ Liquid cooling design
- ▶ 3 x PCI Expansion slots, One PCIe x 16



1x RS-232



Liquid Cooled




4x USB 2.0



High Operating Temperature



BoxPC - 480Q

Specifications	BoxPC - 480Q	Line Drawing	
<b>System</b>			
CPU	Core 2 Duo / Core 2 Quad		
Chipset	Intel Q35 + ICH9 / ICH9DO		
Memory	Up to 4GB DDR2-667		
Video Controller	Q35 Integrated GMA3100		
Video Interface	VGA		
Storage Option	Up to 2 x 2.5" SATA		
Compact Flash	N/A		
Keyboard/Mouse	2 x PS / 2 connectors		
Audio	Line in, Line Out, Mic-In		
Watchdog Timer	Programmable 1 - 255 sec		
Expansion Slot	4 PCI Expansion slots		
<b>I/O Communication</b>			
USB Port	4 x USB 2.0		
Serial Port	1 x RS-232		
IEEE 1394	N/A		
LAN	Dual Gigabit LAN		
Parallel	1 x Port		
<b>OS SUPPORT</b>			
OS Support	Windows XP Pro		
<b>Power/Thermal Specs.</b>			
Power Requirement ( Max )	110VAC /3A, 220VAC/1.5A		
Power Consumption ( Max )	295 W (Core 2 Duo CPU)		
Heat Dissipation	1010 BTU		
<b>Physical Information</b>			
Mounting	Wall Mount		
Net Weight	28 Lbs / 13 Kg		
Physical Dimension (WxHxD)	12.00 x 8.17 x 15.01 inch 304.8 x 207.5 x 381.3 mm		
<b>Environmental</b>			
Operating Temp	0° - 50° C (32° - 122° F)		
Storage Temp	-20° - 60° C (-4° - 140° F)		
Relative Humidity	0% - 95% (non-condensing)		
Rating	N/A		
Certification	N/A		
			
<p><b>BoxPC - 480Q</b></p>			