

## Tech Note 1046

# Installing Invensys License Manager Without Upgrading Other Arcestra Components

All Tech Notes, Tech Alerts and KBCD documents and software are provided "as is" without warranty of any kind. See the [Terms of Use](#) for more information.

Topic#: 002886

Created: May 2014

## Introduction

This *Tech Note* describes the steps necessary to install Invensys License Manager without upgrading pre-installed Arcestra System Platform components.

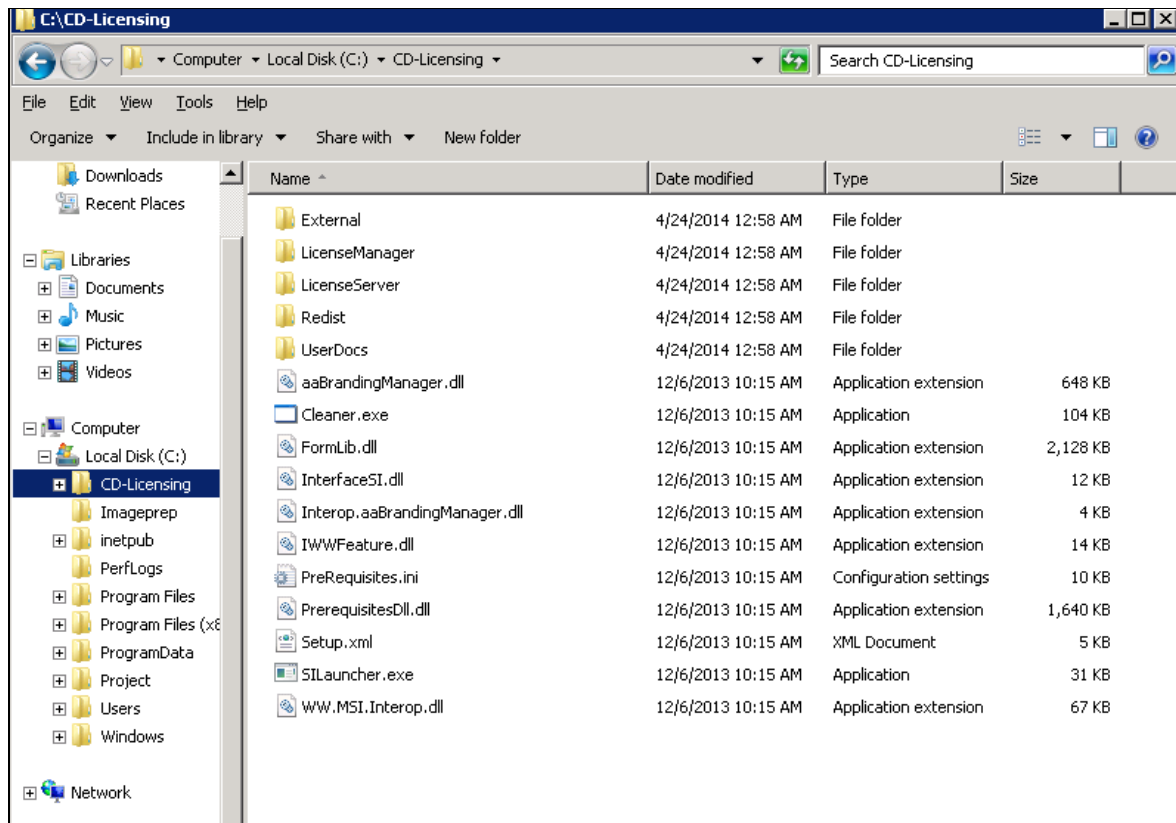
If the normal setup procedure is launched as-is from the installation media, the prerequisite check will prompt the user to upgrade existing Arcestra System Platform components. This procedure explains how to customize the installation so to avoid such upgrade.

## Application Versions

- Invensys License Manager 2014

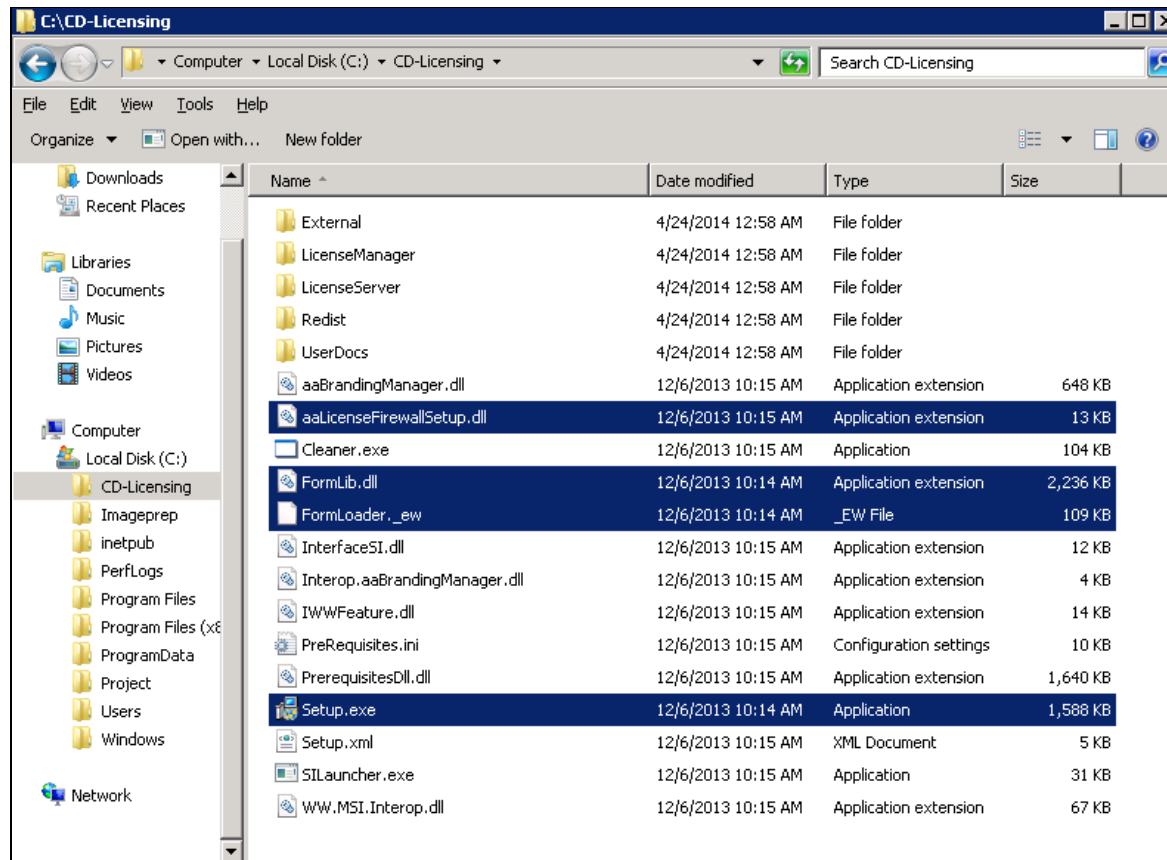
## Tasks

1. From the Arcestra System Platform 2014 media, copy the CD-Licensing folder and save it to your C: Drive.

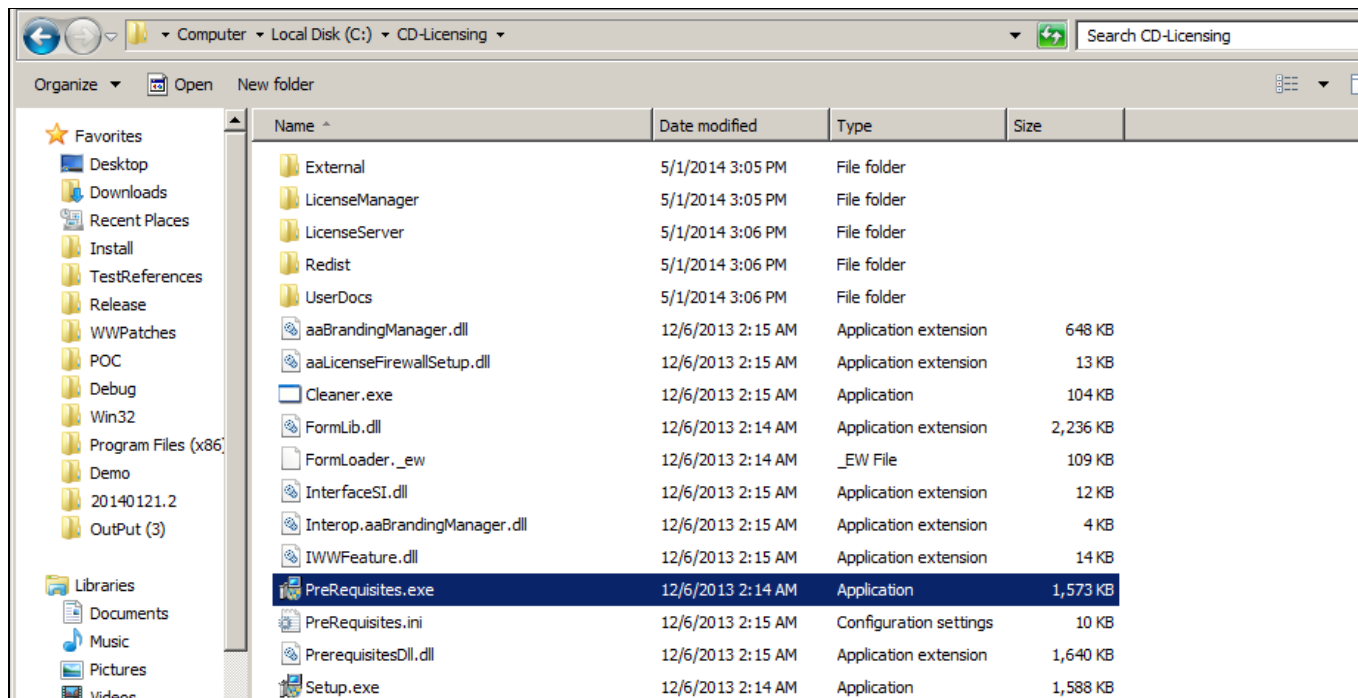


**FIGURE 1: COPY THE CD-LICENSING FOLDER**

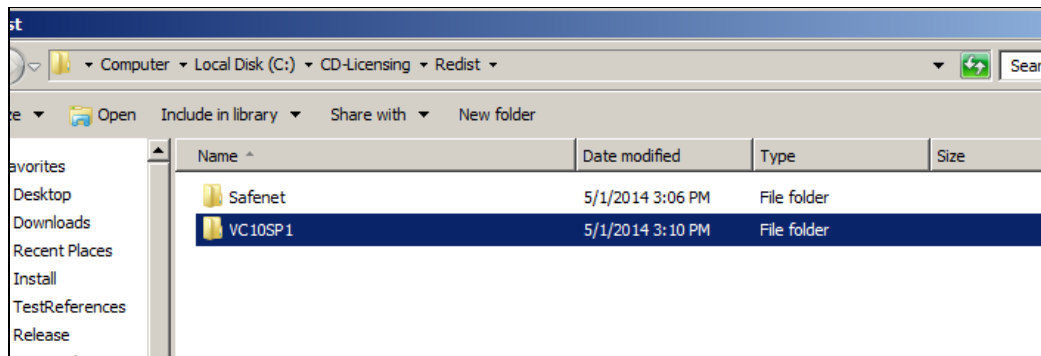
2. Copy **setup.exe** from the root of your installation media and paste it into the C:\CD-Licensing folder.
3. Copy FormLoader.\_ew, FormLib.dll, aaLicenseFirewallSetup.dll from the InstallFiles folder on your installation media (override dll if prompted) and paste them into the C:\CD-Licensing folder.

**FIGURE 2: COPY FILES TO THE NEW LOCATION**

4. Copy **PreRequisites.exe** from the DVD **InstallFiles** folder and Paste to **C:/CD-Licensing** folder.



5. From the DVD **InstallFiles/Redist** folder, copy the **/VC10SP1** folder and paste it at **C:/CD-Licensing/Redist**.



**FIGURE 4: VC10SP1 FOLDER**

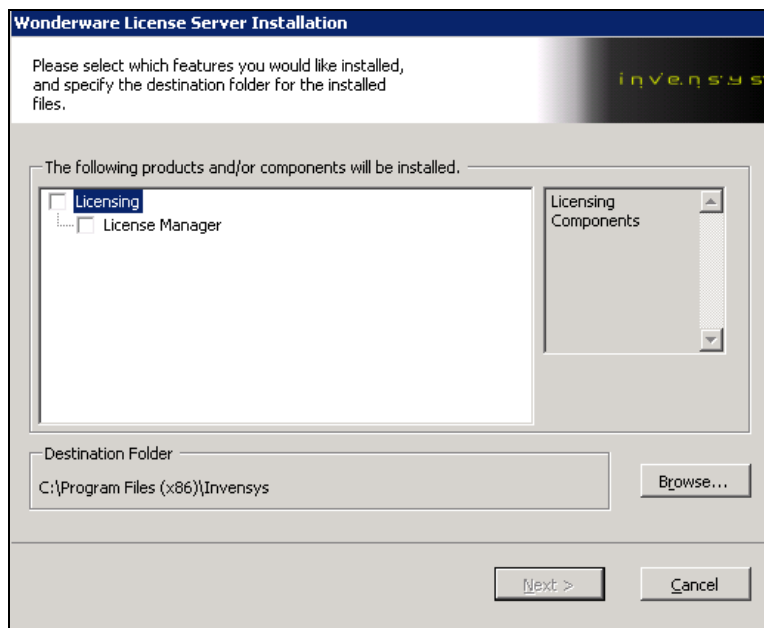
6. Delete line # 15 from the **setup.xml**. This will remove the License Server feature from setup.xml that is causing the upgrade.

```

Setup.xml - Notepad
File Edit Format View Help
<?xml version="1.0"?>
<mainproduct id="{3A24EF6E-2C1A-404C-8B7A-CA98EF4657BB}" name="wonderware License Server" upgradeid="{5E1CD86B-7595-46F4-8E74-53EE2CAA0A9C}" publisher="Inven:
  <forms>
    <form id="FeatureForm" assemblypath="FormLib.dll" />
    <form id="PrerequisiteForm" assemblypath="FormLib.dll" />
    <form id="ReadyToInstallForm" assemblypath="FormLib.dll" />
    <form id="ProgressForm" assemblypath="FormLib.dll" />
    <form id="CompletedForm" assemblypath="FormLib.dll" />
    <form id="CompletedConfigureForm" assemblypath="FormLib.dll" />
    <form id="FirewallConfForm" assemblypath="aaLicenseFirewallSetup.dll" productguid="{34FE1C88-A6CC-4FA4-A50A-AF6C0854105C}" />
    <form id="AfterInstall" assemblypath="FormLib.dll" />
  </forms>
  <features>
    <feature name="Licensing" description="Licensing Components" />
    <featureref name="wwLicenseServer" parent="Licensing" location="LicenseServer\Setup.xml" ownerguid="{6C25174D-4C7E-4A7F-B70B-5A31BF642E1F}" defaultdesc="i
    <featureref name="LicenseManager" parent="Licensing" location="LicenseManager\Setup.xml" ownerguid="{F5FD619B-7492-4FA7-BABF-FCE9E87F52C1}" defaultdesc="i
  </features>
  <installfeatures>
    <feature name="Licensing" guid="{6AD1FFC3-28B3-4C80-9D68-6AD5A95A347A}" requires="LicenseManager.{6AD1FFC3-28B3-4C80-9D68-6AD5A95A347A}" />
    <feature name="wwLicenseServer" guid="{34FE1C88-A6CC-4FA4-A50A-AF6C0854105C}" requires="LicenseManager.{6AD1FFC3-28B3-4C80-9D68-6AD5A95A347A}" />
  </installfeatures>

```

7. Once finished, to install Invensys License Manager, double-click **C:/CD-Licensing/setup.exe**.



**FIGURE 6: LICENSE MANAGER SERVER SIMPLIFIED INSTALL**

Click the following icon to view this file in .pdf format:



A. Panzetta

Tech Notes are published occasionally by Wonderware Technical Support. Publisher: Invensys Systems, Inc., 26561 Rancho Parkway South, Lake Forest, CA 92630. There is also technical information on our software products at [Wonderware Technical Support](http://www.wonderware.com/technicalsupport).

For technical support questions, send an e-mail to [wwsupport@invensys.com](mailto:wwsupport@invensys.com).

 [Back to top](#)

©2014 Invensys Systems, Inc. All rights reserved. No part of the material protected by this copyright may be reproduced or utilized in any form or by any means, electronic or mechanical, including photocopying, recording, broadcasting, or by any information storage and retrieval system, without permission in writing from Invensys Systems, Inc. [Terms of Use](#).