

Tech Note 613

Avoiding Slow Startups on Wonderware ActiveFactory 9.x Clients Without Internet Access

All Tech Notes, Tech Alerts and KBCD documents and software are provided "as is" without warranty of any kind. See the [Terms of Use](#) for more information.

Topic#: 002370
Created: June 2009

Introduction

This *Tech Note* is provided courtesy of [Wonderware PacWest](#).

Computers with Wonderware ActiveFactory 9.x clients installed, and which do **NOT** have access to the Internet can exhibit extremely slow start up behaviors. This is caused by the fact that the Windows operating system attempts to

- Verify the product certificate.
- Check whether the certificate used to sign application libraries is on a **Revoked** list provided by the certification authority.

In other words, Wonderware ActiveFactory is a set of Microsoft .NET libraries. These libraries are digitally signed by Wonderware using a certificate issued by a root certificate authority. Examples of root certificate authorities are Verisign, Thawte, GoDaddy and others.

Note: Root certificate authorities maintain lists of revoked certificates. Certificates may be revoked if they are used by software identified as malicious. The Windows operating system checks at application startup to see if the certificate used to sign the application being started is on the list of revoked certificates.

This *Tech Note* explains changing the default Internet properties to ensure that the Wonderware ActiveFactory components do not take time when attempting to connect to the Internet on startup.

Application Versions

- Wonderware ActiveFactory 9.x

Procedure

1. Open Microsoft Internet Explorer.

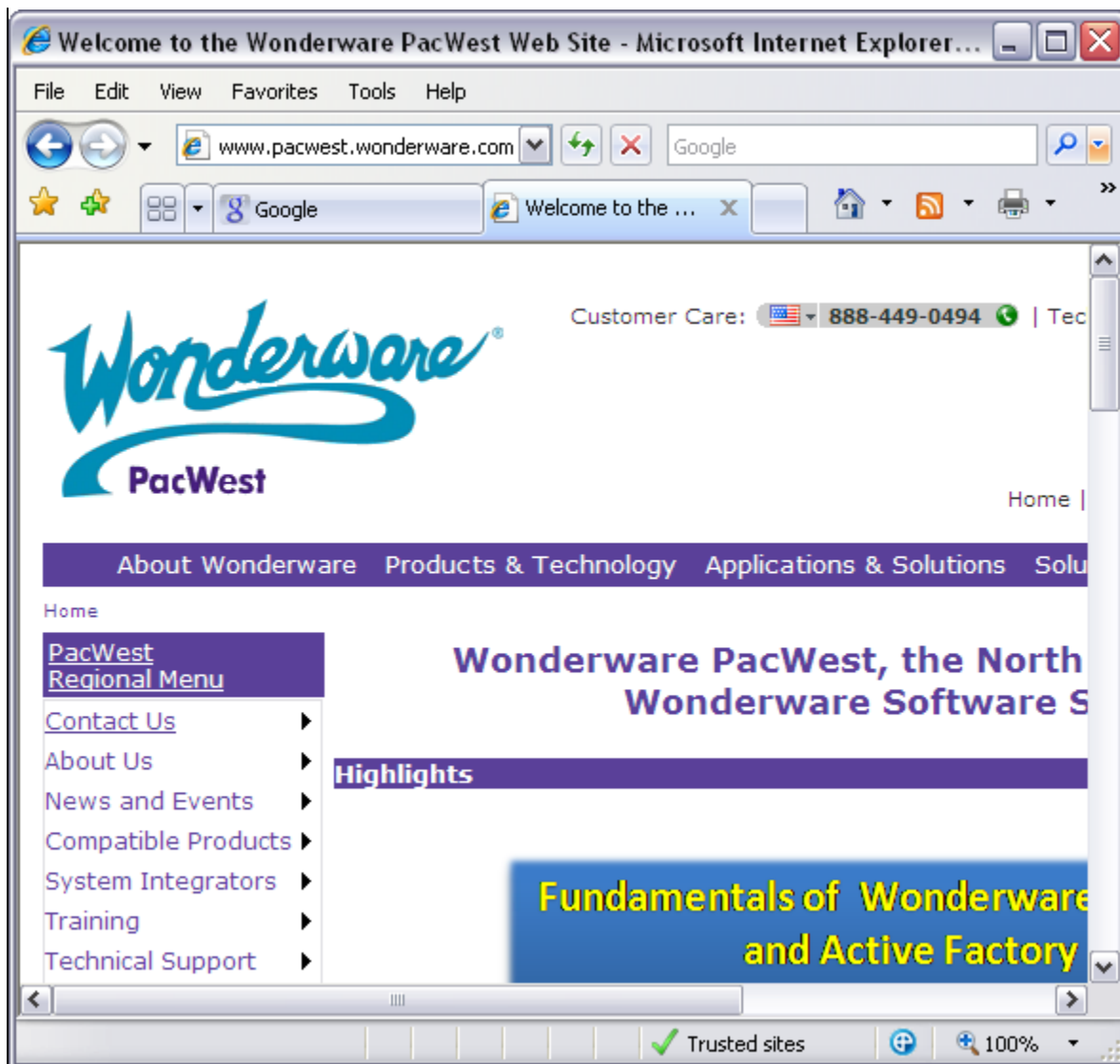


FIGURE 1: OPEN INTERNET EXPLORER

2. From the main menu select **Tools > Internet Options**.

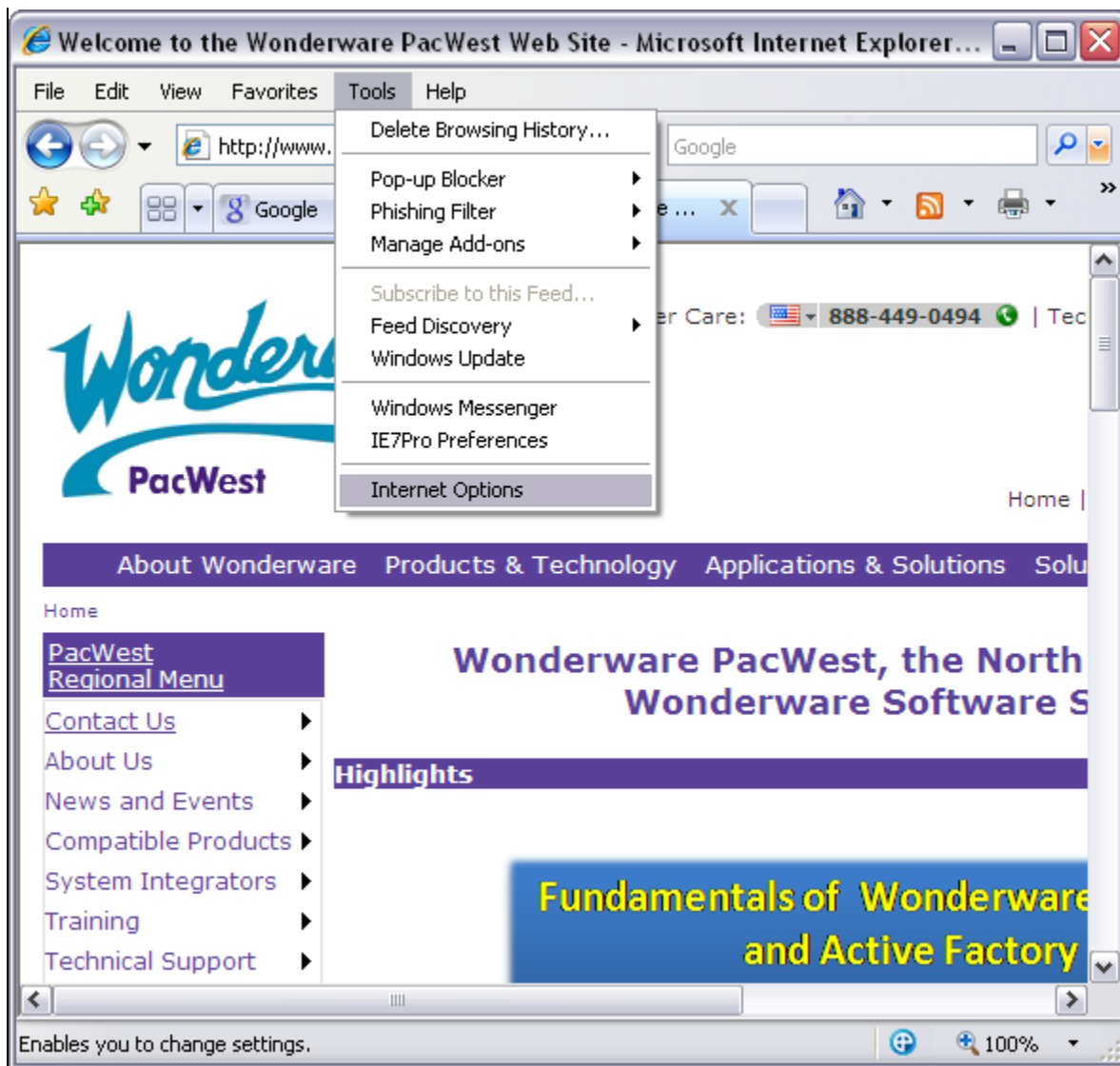


FIGURE 2: TOOLS > INTERNET OPTIONS

3. Click the **Advanced** tab and scroll down to the **Security** section.
4. Uncheck the **Check for publisher's certificate revocation** option and click **OK**.

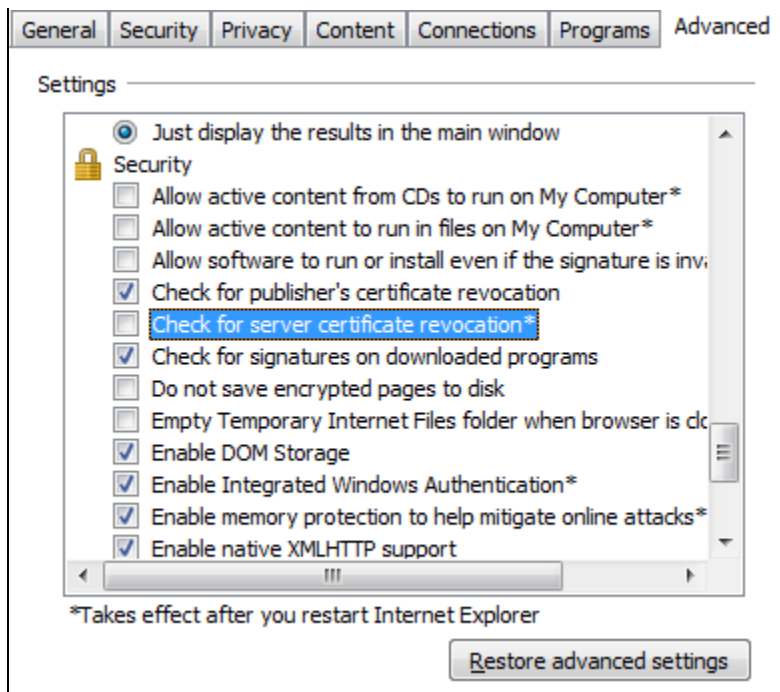


FIGURE 3: ADVANCED TAB OPTION SELECTIONS

5. Repeat these steps on each machine that lacks access to the Internet.

H. Wells

Tech Notes are published occasionally by Wonderware Technical Support. Publisher: Invensys Systems, Inc., 26561 Rancho Parkway South, Lake Forest, CA 92630. There is also technical information on our software products at [Wonderware Technical Support](#).

For technical support questions, send an e-mail to support@wonderware.com.

 [Back to top](#)

©2009 Invensys Systems, Inc. All rights reserved. No part of the material protected by this copyright may be reproduced or utilized in any form or by any means, electronic or mechanical, including photocopying, recording, broadcasting, or by any information storage and retrieval system, without permission in writing from Invensys Systems, Inc. [Terms of Use](#).