



BROCHURE

AVEVA™ Predictive Analytics

Through your HMI and SCADA systems, your organization has already experienced the impact that meaningful data has on your daily operations. Real-time information, displayed in context, means your personnel can easily identify abnormal conditions, focus their attention immediately on problems, and interact with your machinery from anywhere in the world.

Your assets are continually generating huge amounts of information, but how much of this data do you miss? How much do you not see, not interpret, and not use? By reading and responding to this data effectively, you can get much more out of what you already have. Asset Performance Management helps you streamline your processes, increase reliability, reduce downtime, and achieve asset performance excellence.

Achieve Asset Excellence

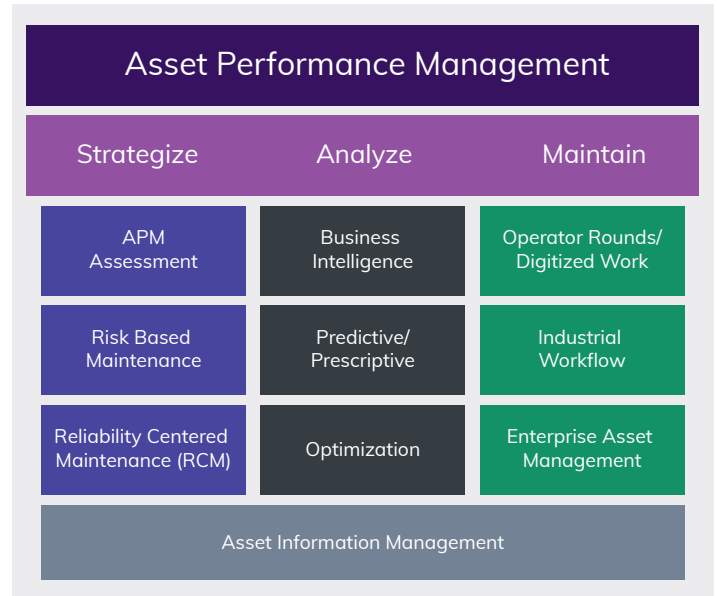
Improving reliability, performance and safety are among the top priorities of industrial plants and other asset-intensive organizations, and businesses today are focusing their efforts and resources on controlling costs and maximizing value from investments already made. AVEVA Predictive Analytics helps organizations gain the highest return on critical assets by supporting predictive maintenance (PdM) programs with early warning detection of equipment issues ahead of existing operational alarms.

More information is available about the health and performance of your equipment than ever before, and sensors are communicating ever increasing amounts of data in real time. AVEVA Predictive Analytics gives users the ability to quickly transform raw data into actionable insights to prevent equipment failure and make smart decisions that improve operations. Equipment agnostic, the software can be configured to monitor assets regardless of equipment type, vendor, or asset age without the need for manufacturer specific asset information.

My organization already has an Enterprise Asset Management (EAM) system. Why do we need AVEVA Predictive Analytics?

Most asset-intensive organizations use EAM systems to track and manage maintenance processes and work orders. However, EAM systems alone do not provide the advanced pattern recognition technology used for online monitoring of assets to provide early warning notification of equipment failure.

Enterprise Asset Performance Management Functional View

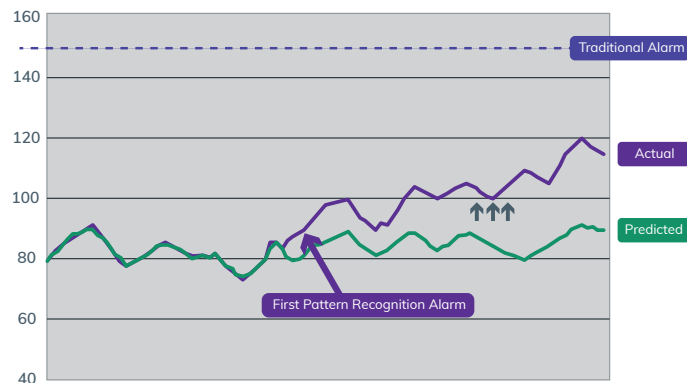


AVEVA Predictive Analytics integrates with existing data historian systems and can be combined with our solution for condition-based maintenance to form the industrial analytics toolset for a comprehensive Asset Performance Management program.

AVEVA Predictive Analytics - Overview

How Predictive Analytics Achieves Early Warning Detection

AVEVA Predictive Analytics uses a proprietary algorithm called OPTiCS that uses Advanced Pattern Recognition (APR) and machine learning technology. For systems with lower levels of historical repeatability, high noise, or process driven systems, the software uses a plugin for a predictive algorithm called KANN. This algorithm allows user to create models that predict future values for signals. The algorithm uses artificial neural network technology and allows users to create operational profiles with a specific set of inputs and outputs and to test how the outputs will evolve in the future through data playback.



AVEVA Predictive Analytics makes it easy to identify anomalies and provides notification of abnormal conditions before operational alarms.

AVEVA Predictive Analytics learns an asset's unique operating profile during all loading, ambient and operational process conditions. Existing machinery sensor data is input into the software's advanced modeling process and compared to real-time operating data to determine and alert upon subtle deviations from expected equipment behavior. Once an issue has been identified, the software can assist in root cause analysis and provide fault diagnostics to help the user understand the reason and significance of the problem.

The AVEVA Predictive Analytics Advantage

- 1 Reduce Unscheduled Downtime
- 2 Prevent Equipment Failures
- 3 Reduce Maintenance Costs
- 4 Increase Asset Utilization
- 5 Extend Equipment Life
- 6 Identify Underperforming Assets
- 7 Improve Safety

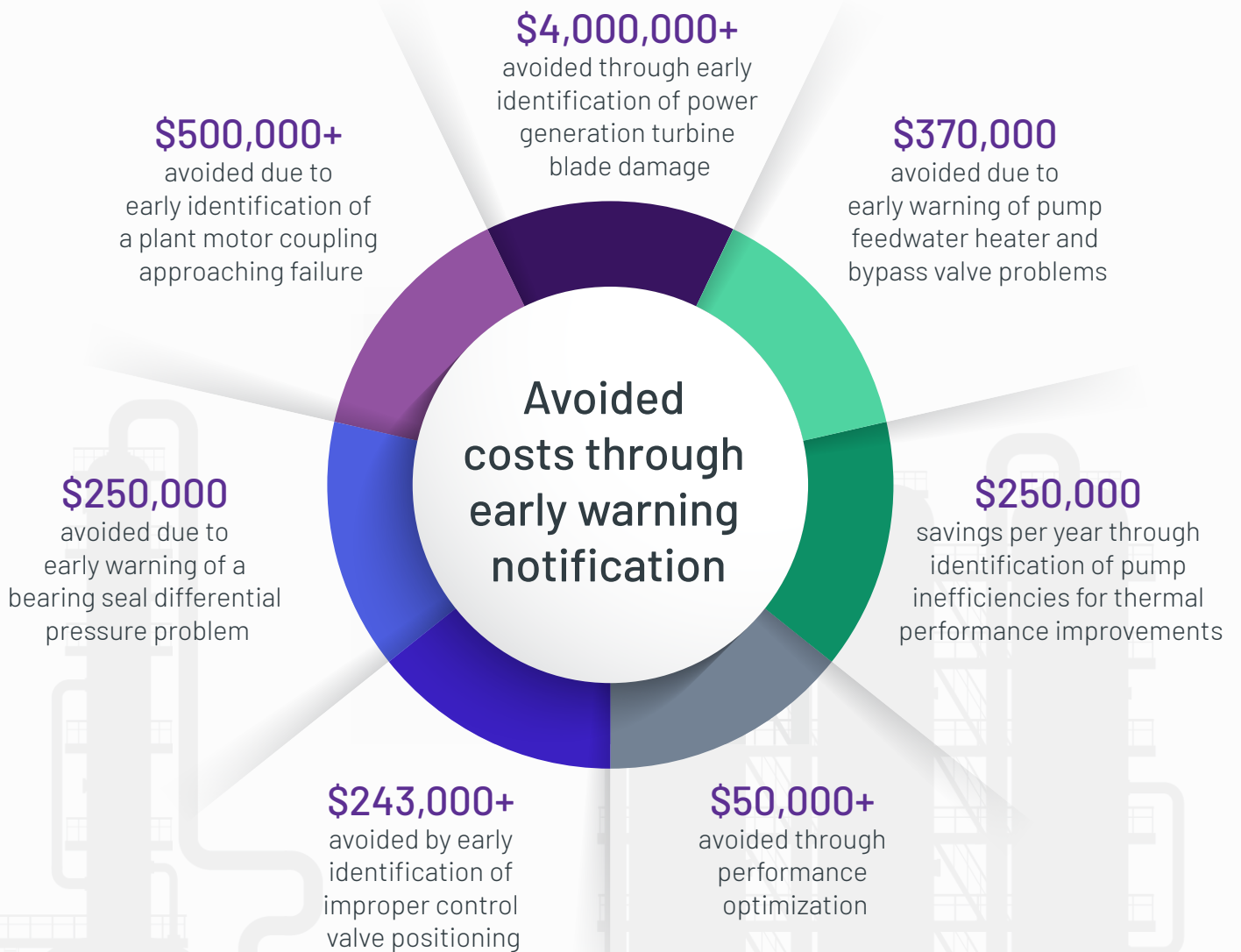
AVEVA Predictive Analytics Benefits

AVEVA Predictive Analytics software makes reliability, performance and efficiency goals more achievable by allowing the user to address issues before they become problems that significantly impact operations. With continuous maintenance and reliability improvements, additional benefits can be achieved. Unscheduled downtime can be reduced because personnel receive early warning notifications of developing issues. Instead of shutting down equipment immediately, the situation can be assessed for more convenient outcomes. Maintenance costs can also be reduced due to better planning; parts can be ordered and shipped without rush and equipment can continue running.

With predictive analytics, personnel know and understand the actual and expected performance for an asset's current operational state. They know where inefficiencies are and their impact on financial performance and can use this information to understand the impact of performance deficiencies on current and future operations. This information also helps assess the risk and potential consequences associated with each monitored asset and can be used to better prioritize capital and operational expenditures.

Another increasingly important benefit is the capability for knowledge capture and transfer. AVEVA Predictive Analytics ensures that maintenance decisions and processes are repeatable even when organizations are faced with transitioning workforces.

Avoided costs through early warning notification



Software Features

AVEVA Predictive Analytics integrates with a wide variety of data historian solutions, control and monitoring systems and can be deployed on premise or in the cloud. The system is highly scalable and can be used to monitor a single asset, a specific plant or hundreds of remote assets across multiple sites. Results of the AVEVA Predictive Analytics models can be easily integrated with other business systems through the use of web services and an available restful API.

Server

The software contains a server-based application that collects data from plant historians, predicts the signal values and archives the results. AVEVA Predictive Analytics Server detects anomalies, creates alerts and sends notifications.

Desktop Client

The AVEVA Predictive Analytics Client is a desktop-based application used to develop, train, validate and deploy equipment models and alert notifications. The AVEVA Predictive Analytics Client is equipped with templates and a database of known assets and conditions that streamline the model-building process, making it simple for users to create and maintain their own models. The intuitive, graphically driven process allows models to be built in minutes rather than days or weeks and does not require any programming or detailed equipment knowledge.

Web Access

The web-based application, AVEVA Predictive Analytics Web, is used to manage alerts, quickly retrain models and analyze and chart model results. AVEVA Predictive Analytics Web organizes alert information in a hierarchical structure allowing users to identify systems that are in an abnormal state and then view the individual components of the alert for further analysis.

Alerts and Notifications

Users can set alert thresholds to communicate when the deviation between actual values and predicted values exceeds allowed limits. Alerts can be managed in a variety of ways including by category, level, criticality, duration and frequency. Each alert event is also directly linked to a graphical trend for that asset that shows the event data, threshold limits and times when the values are in alarm. Relevant users and groups can be notified in real time if an asset is in alert status through AVEVA Predictive Analytics's customizable email notification capabilities.

15,000+

AVEVA Predictive Analytics is used to monitor more than 15,000 assets globally.

Sample assets monitored:

- Compressors
- Pumps
- Motors
- Turbines
- Electric generators
- Fans, Blowers
- Heat exchangers, Boilers, Ovens, Kilns
- Water heaters
- Pulverizers, Crushers
- Condensers
- Transformers, Breakers, Capacitors
- Agitators, Blenders, Mixers
- Gearboxes
- Chillers
- Industrial vehicles
- Many more

Software Features

Data Analysis

AVEVA Predictive Analytics includes a variety of advanced statistical and model-based comparison applications and business intelligence tools that enable users to spend less time searching for potential problems. Users have the ability to view the raw training data, results of the model, compare the performance of similar assets of the same type, and view the effects of alerts. The statistical applications interpret the data using visual representations so that data scientists and equipment experts are not required to interpret the results. AVEVA Predictive Analytics is equipped with fault diagnostics capabilities to help the user determine the cause of the identified abnormality and how to avoid it in the future. Diagnostic ability reduces the likelihood that an engineer will attribute abnormal operating conditions to the wrong variable.

Transient Module

The AVEVA Predictive Analytics Transient Module provides the ability for online monitoring of abnormal conditions during a transient, such as startups and shutdowns. AVEVA Predictive Analytics is also able to automatically identify previous transient events from the historian, which is useful for comparisons.

Calculation Engine

The software includes an advanced calculation engine that provides the ability to develop simple and complex calculations to create pseudo or 'virtual' points. The results of these calculations can be used in AVEVA Predictive Analytics models, allowing for greater system flexibility. The calculations can automatically back-calculate, making historical data available for the monitoring period before the current calculation was created.

Security

AVEVA Predictive Analytics software integrates with existing enterprise security systems. The system supports single sign on authentication, and administrators have the ability to limit user access rights and editing privileges at a granular level.

Monitoring & Diagnostic Services

AVEVA offers comprehensive monitoring and diagnostic services remotely or on-site. We can train you to deploy, maintain and monitor your own models, or we can do the monitoring for you. Our team of experienced engineers can assist you with every step of the process from model training, to diagnostics, to best practices.

AVEVA Predictive Analytics in the Cloud

AVEVA Insight, our Cloud solution, delivers cost-effective software-as-a-service (SaaS) solutions which are simple to set-up, manage and use without additional IT infrastructure or staffing. AVEVA Insight enables you to quickly turn the data sitting in new and existing industrial assets and processes into a live information feed for decision support.

Enjoy seamless, automatic updates and scalability for your business needs. Translate time-series data into intuitive charts and dashboards. Enable faster, more informed decision making for all users, with up-to-date newsfeeds, intelligence, and alerts.

Adding Predictive Analytics to AVEVA Insight Enables Companies to:

- Better understand their business — know what's happening, what has happened, and what is likely to happen with immediate access to relevant data
- Unlock your operational data from the control room and make it accessible when and where your people need it
- Expose hidden opportunities for reducing operational costs, increasing asset performance and driving better production results
- Leverage predictive analytics data in Insight enables the creation of rich dashboards (including mobile), process and asset-centric visualization and alerting, and condition-based maintenance



Additional Products Available

AVEVA offers a comprehensive portfolio of software solutions that integrate with AVEVA Predictive Analytics, including mobile applications, data historians, condition management systems, EAMs, and more.

SmartGlance Mobile Reports

Integration with AVEVA Predictive Analytics enables users to monitor the performance of critical assets on-the-go from any mobile smartphone or tablet. The SmartGlance App allows users to view and analyze data and alerts—anywhere, anytime and from any device.

Enterprise Data Management

Enterprise Data Management is a real-time enterprise data historian that bridges the IT/OT information gap. It collects, stores, displays, analyzes and reports on operational and asset related health information for more timely and informed decisions.

Mobile Operator Rounds

Mobile Operator Rounds is the most comprehensive mobile workforce enablement and decision support system. It enables consistent execution of Operations, Maintenance, and Inspection activities to achieve higher levels of plant safety, regulatory compliance, availability, reliability and performance.

Condition Management

Condition Management is a unique, intelligent real-time condition management system solution that collects and analyzes real-time diagnostics from all plant production assets using rule based logic. The results drive a condition-based maintenance strategy.

Enterprise Asset Management

Enterprise Asset Management (EAM) solution comprised of a set of integrated modules designed to enable improved asset reliability and real-time access to information to manage maintenance and supply chain operations.



Monitoring and Diagnostic Services

Reduce maintenance costs and capital expenditures by leveraging our Monitoring and Diagnostics Services Center for remote monitoring of your industrial assets as a service.

AVEVA Asset Strategy Optimization

The Asset Strategy Optimization solution generates optimized maintenance and spare parts strategies by first looking at the company's business strategy and objectives, and then prioritizing actions down to an individual asset level to maximize return on asset investment.

AVEVA APM Assessment

The APM Assessment enables clear understanding of the current status of the business and where improvement opportunities will provide the quickest financial return which results in a comprehensive action plan to execute against.

Control of Work

Plan and perform safe, compliant working on complex engineering assets. AVEVA Control of Work enables asset operators to eliminate, minimize or mitigate operational risk while optimizing asset performance.

For more information, visit:

sw.aveva.com/asset-performance/asset-analysis/predictive-asset-analytics