

BALDOR • RELIANCE

Customer information packet

VHECP4316T

75HP, 1780RPM, 3PH, 60HZ, 365HP, 1482M, TEFC

Class - None

Division - Not Applicable

Specifications

Enclosure	TEFC
Frame	365HP
Frame Material	Iron
Frequency	60.00 Hz
Motor Letter Type	Three Phase
Output @ Frequency	75.000 HP @ 60 HZ
Phase	3
Synchronous Speed @ Frequency	1800 RPM @ 60 HZ
Voltage @ Frequency	230.0 V @ 60 HZ 460.0 V @ 60 HZ
XP Class and Group	None
XP Division	Not Applicable
Agency Approvals	CSA EEV
Ambient Temperature	40 °C
Auxillary Box	No Auxillary Box
Base Indicator	Bracket Mounted
Bearing Grease Type	Polyrex EM (-20F +300F)
Current @ Voltage	171.000 A @ 230.0 V 85.900 A @ 460.0 V
Design Code	B
Drip Cover	Drip Cover
Duty Rating	CONT
Efficiency @ 100% Load	95.4 %
Feedback Device	NO FEEDBACK
Heater Indicator	No Heater
High Voltage Full Load Amps	85.9 a
Insulation Class	F
Inverter Code	Inverter Ready
KVA Code	G
Lifting Lugs	Standard Lifting Lugs
Motor Lead Quantity/Wire Size	3 @ 4 AWG
Motor Standards	NEMA

Part detail

Revision	L
Type	AC
Mech. spec.	
Base	
Status	PRD/A
Elec. spec.	A36WG0766
Layout	617428-924
Eff. date	11-14-2022
CD Diagram	416820-002
Poles	04
Leads	3#4,6#6
Proprietary	False
Created date	10-19-2010

Motor Type	A36070M
Mounting Arrangement	F1
Number of Poles	4
Overall Length	35.36 IN
Power Factor	86
Pulley End Bearing Type	Ball
Pulley Face Code	P-Base
Service Factor	1.15
Shaft Ground Indicator	No Shaft Grounding
Shaft Rotation	Reversible
Shaft Slinger Indicator	Shaft Slinger
Speed	1780 rpm
Speed Code	Single Speed
Starting Method	Direct on line
Thermal Device - Bearing	None
Thermal Device - Winding	None

Nameplate

000613007EW										
CAT.NO.	VHECP4316T			SPEC NO.	P36G3429					
HP	75	AMPS	171/85.9		VOLTS	230/460		DESIGN	B	
FRAME	365HP	RPM	1780	HZ	60	AMB	40	SF	1.15	
DRIVE END BEARING	65BC03J30X		PH	3	DUTY	CONT		INSUL.CLASS	F	
OPP D.E. BEARING	65BC03J30X		TYPE	P	ENCL	TEFC	CODE	G		
D.E.BRG.DATA	6313		POWER FACTOR	86		NEMA NOM EFFICIENCY	95.4			
O.D.E.BRG.DATA	6313		MAX CORR KVAR	16.0		GUARANTEED EFFICIENCY	95.0			
3/4 LOAD EFF.	95.4		NEMA NOM/CSA QUOTED EFF							
SER.NO.				MOTOR WEIGHT						

000901002AAA

SUIT FOR 208 V @ 187 AMPS

617428-924

DUTY MASTER ALTERNATING CURRENT MOTORS
SQUIRREL-CAGE INDUCTION

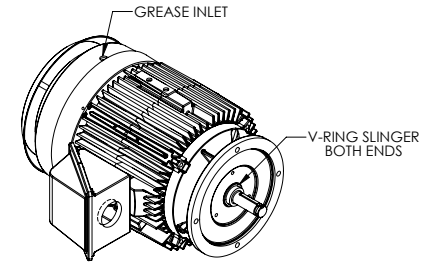
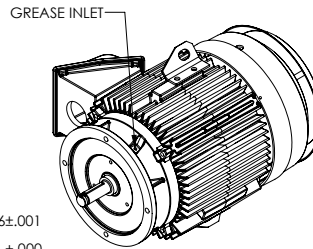
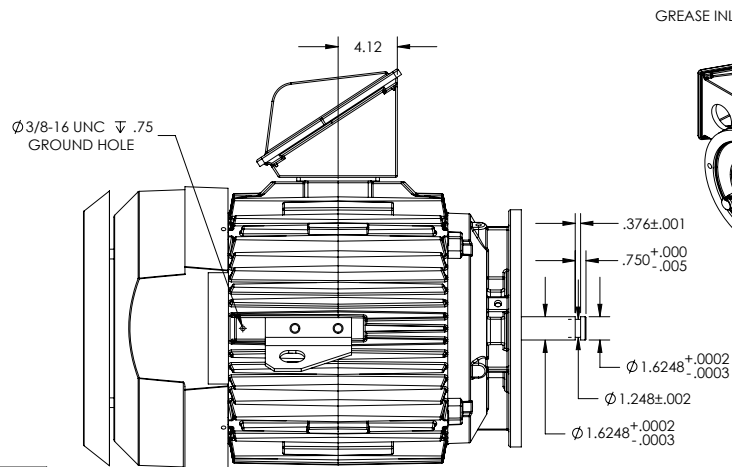
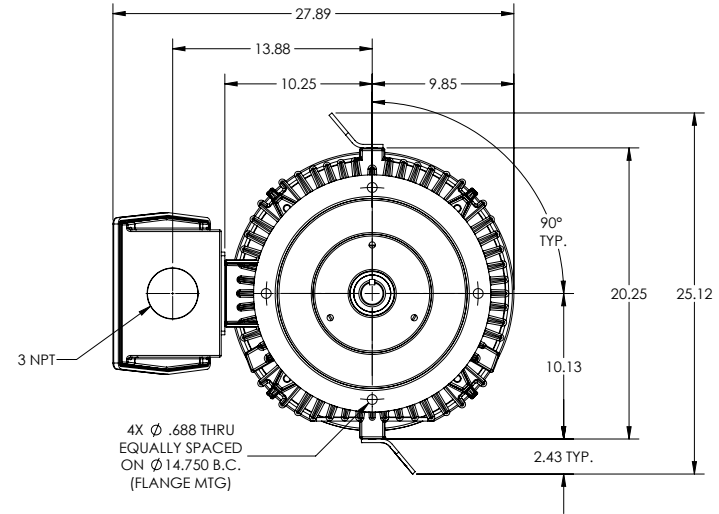
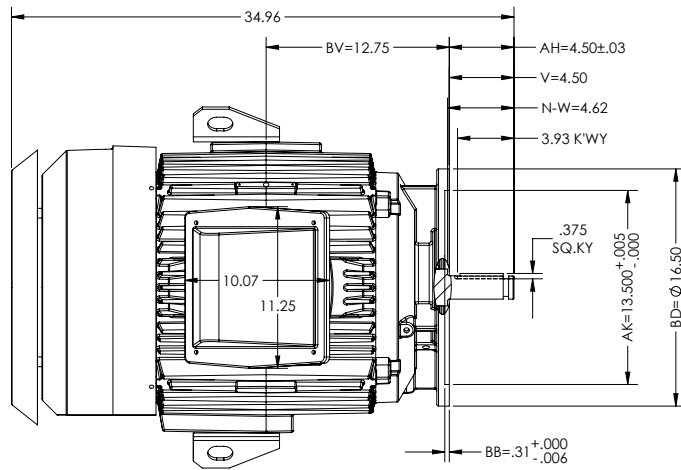
ENCLOSURE: TOTALLY ENCLOSED

MOUNTING: FOOTLESS, V-1

FRAME E364/365HP
CAST IRON C/BOX
VERTICAL LIFTING MEANS
DRIP COVER

COOLING: FAN COOLED

ENCLOSURE ENHANCEMENT: SEVERE DUTY



WEIGHT=900 LBS ± 15% DEPENDING ON RATING.

IF MOUNTING CLEARANCE DETAILS ARE REQUIRED, CONSULT FACTORY.

MAXIMUM PERMISSIBLE SHAFT RUNOUT WHEN MEASURED AT END OF STANDARD SHAFT EXTENSION IS .002 T.I.R.

FACE RUNOUT & ECCENTRICITY RUNOUT = .006 T.I.R. MAX.

DIMENSIONS ARE IN INCHES

CUSTOMER IS RESPONSIBLE FOR DETERMINING THAT MOTOR PERFORMANCE IS SUITABLE IN THE APPLICATION.

SHEET NUMBER
1 OF 1

FC6-8CFL19

REV. DESC: NEW	VERSION: 00	REVISED: 02-28-20 08/14/2020	TDR: 00000145629
MODEL NO. 617428-924			
BY: RAGHZT			

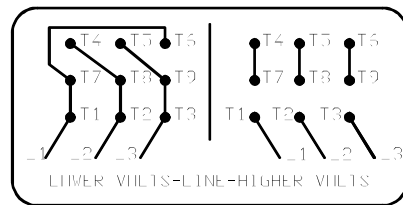
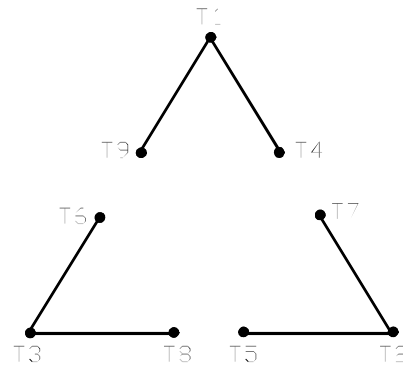
BALDOR

E364/365HP TEFC V-1 FTLS - CAST IRON C/BOX

617428-924

416820-002

A-C MOTOR
 CONNECTION DIAGRAM
 STANDARD 9 LEAD DELTA-CONNECTED



(N.P. 1575-B)

416820-002

REV. DESC: FONT CHANGE FOR PDF SEARCHABLE		
REV. LTR: A	VERSION: 01	TDR: 000001009382
FILE: \MGA\00000\661	REVISED: 02:46:19 02/13/2020	BY: MGHMTT
MTL: -	© □	

BALDOR - RELIANCE®

CONN DIAG - STANDARD 9 LEAD, DELTA-CONNECTED

SH 1 of 1