

# ioLogik 2500 Ethernet Series

## Smart Ethernet remote I/O with Click&Go Plus Logic



- > Front-end intelligence with Click&Go Plus control logic, up to 48 rules
- > Active communication with MX-AOPC UA Server
- > Automatically complement disconnection period data with MX-AOPC UA Logger software
- > 4-port unmanaged switch built in for linking to Ethernet devices
- > I/O expansion port for daisy chaining up to 8 ioLogik E1200 units
- > 3-in-1 RS-232/422/485 serial port for connecting to serial devices in the field
- > Supports SNMPv1/v2c/v3
- > Simplify I/O management with MXIO library for Windows or Linux
- > Wide operating temperature range of -40 to 75°C (-40 to 167°F)



### Introduction

The ioLogik 2500 is a smart remote I/O product with unique hardware and software designs, making it an ideal solution for a variety of industrial data acquisition applications.

The ioLogik 2500's hardware design includes a 4-port unmanaged Ethernet switch and 2 serial ports, enabling the ioLogik 2500 to seamlessly connect to a variety of field devices. One of the Ethernet

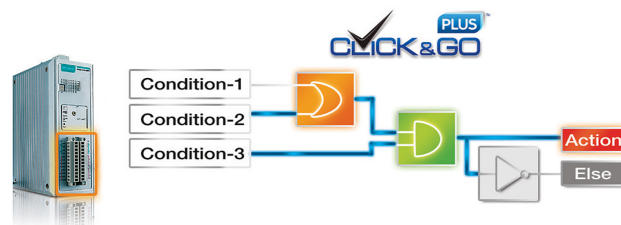
ports can be used to link to 8 daisy-chained ioLogik E1200 expansion modules to provide more than 100 channels. The ioLogik 2500 acts as the "head" unit, with Click&Go Plus logic used to control the entire I/O array. Most importantly, the ioLogik 2500's single IP is all that's required to connect the entire I/O array to your network, providing the perfect solution for industrial field sites that have an insufficient number of IP addresses.

### Powerful Control Logic from the New Click&Go Plus™

The new Click&Go Plus™ control logic now supports up to 48 rules with further upgrades to 8 conditions/actions. In addition, its graphical user interface provides 3 logic gates and 3 multi-layers, helping you build more powerful and efficient IO solutions.

Once you finish setting up your Click&Go Plus™ logic rules, IOxpress's easy-to-use simulation function can be used to find potential errors in your Click&Go Plus™ rules before uploading them to your online devices.

Peer-to-peer (P2P) mode is widely used for industrial applications. Traditionally, you would need to use P2P devices on both sides of the connection. However, if a configuration mismatch occurred between the P2P devices, the P2P connection would fail, after which you would need to spend extra time and effort to check the P2P settings. With IOxpress, all you need to do is set up the output device, and the P2P connection will be established automatically.



## One IP for Multiple Expansion I/Os Gives You a Smarter Data Acquisition Solution

The ioLogik 2500's unique IO expansion hardware design lets you link up to 8 ioLogik E1200 modules into a versatile I/O array with 100+ different I/O channels. The ioLogik 2500 acts as the perfect "head" unit, using Click&Go Plus logic to control the entire I/O array, and providing a single IP to connect the entire I/O array to your network.



## Powerful Datalogger and Value-added MODBUS Gateway

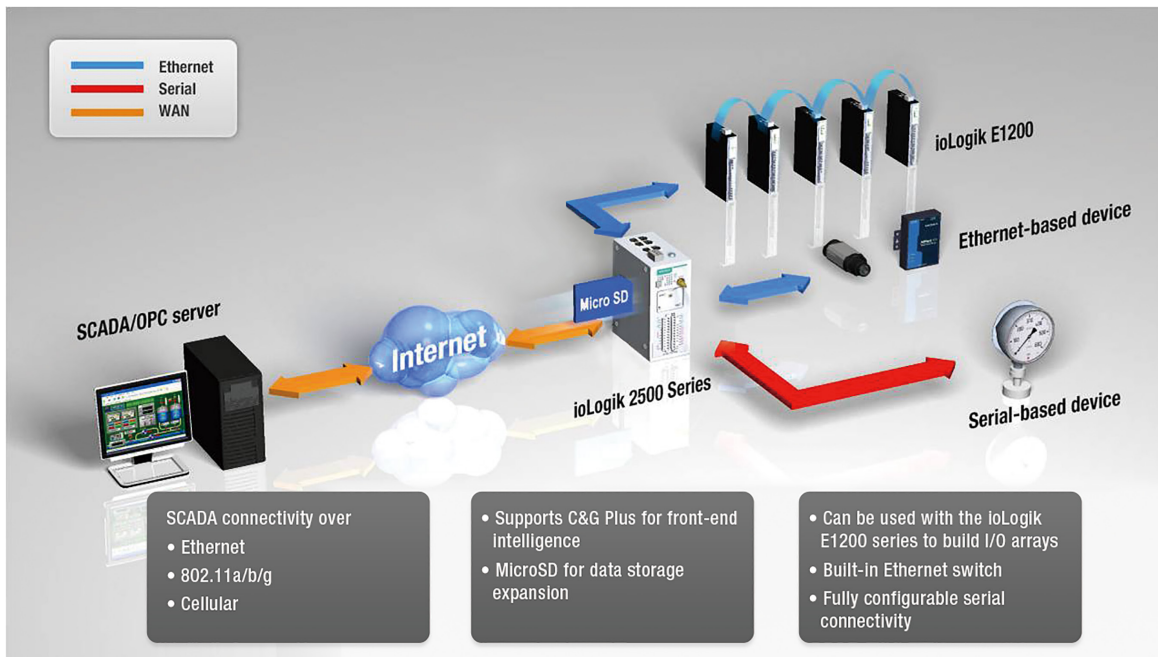
The ioLogik 2500 Series supports micro SD cards with up to 32 GB of memory, turning the ioLogik into a powerful datalogger for storing valuable data. And with a built-in FTP server, important data from field sites can be accessed remotely by different systems. In addition, the 2 serial communication ports can be used to input data from devices using the Modbus RTU protocol, and then transform the data into Modbus TCP or AOPC tag format before sending it out over the Ethernet network.



## New MX-AOPC UA Server Efficiently Reduces System Response Time

The new MX-AOPC UA supports both UA server and DA server types. MX-AOPC UA server has a number of strengths. UA server provides a standard, state of the art security model, assuring your system's security, and supports communication channels via the standard UA TCP port. This means that messages can be relayed through third party proxies. In addition, configuring the firewall is easier, since you won't need to worry about DCOM settings.

In addition, MX-AOPC supports both the traditional Modbus protocol and Moxa's patented Push type communication. Unlike the traditional passive "pull" method, "active" messages are automatically "pushed" from the ioLogik 2500 to the SCADA system when the I/O state changes or pre-configured events occur. In this way, information can be accurately and efficiently pushed to the SCADA system as it becomes available.



## ioLogik 2512 Specifications

### Inputs and Outputs

**Digital Inputs:** 8 channels

**Configurable DIOs (by software):** 8 channels

**Isolation:** 3k VDC or 2k Vrms

### Digital Input

**Sensor Type:** Wet Contact (NPN or PNP) and Dry Contact

**I/O Mode:** DI or Event Counter

**Dry Contact:**

- On: short to GND
- Off: open

**Wet Contact (DI to COM):**

- On: 10 to 30 VDC
- Off: 0 to 3 VDC

**Common Type:** 8 points per COM

**Counter Frequency:** 2.5 kHz

**Digital Filtering Time Interval:** Software configurable

### Digital Output

**Type:** Sink

**I/O Mode:** DO or Pulse Output

**Pulse Output Frequency:** 5 kHz

**Over-Voltage Protection:** 45 VDC

**Over-Current Protection:** 1.5 A per channel @ 25°C

**Over-Temperature Shutdown:** 175°C (min.)

**Current Rating:** 500 mA per channel @ 25°C

**DIO Output Leakage Current:** < 1 mA @ 30 VDC

### Power Requirements

**Input Voltage:** 9 to 48 VDC

**Input Current:** 274 mA @ 24 VDC

**MTBF (mean time between failures)**

**Time:** 467,032 hrs

**Standard:** Telcordia SR332

## ioLogik 2542 Specifications

### Inputs and Outputs

**Configurable DIOs (by software):** 12 channels

**Analog Inputs:** 4 channels

**Isolation:** 3k VDC or 2k Vrms

### Digital Input

**Sensor Type:** Wet Contact (NPN or PNP) and Dry Contact

**I/O Mode:** DI or Event Counter

**Dry Contact:**

- On: short to GND
- Off: open

**Wet Contact (DI to COM):**

- On: 10 to 30 VDC
- Off: 0 to 3 VDC

**Common Type:** 6 points per COM

**Counter Frequency:** 2.5 kHz

**Digital Filtering Time Interval:** Software configurable

### Digital Output

**Type:** Sink

**I/O Mode:** DO or Pulse Output

**Pulse Output Frequency:** 5 kHz

**Over-Voltage Protection:** 45 VDC

**Over-Current Protection:** 1.5 A per channel @ 25°C

**Over-Temperature Shutdown:** 175°C (min.)

**Current Rating:** 500 mA per channel @ 25°C

**DIO Output Leakage Current:** < 1 mA @ 30 VDC

### Analog Input

**Type:** Differential input

**Resolution:** 16 bits

**I/O Mode:** Voltage / Current (software selectable)

**Input Range:** ±10 V, 0 to 10 V, 0 to 20 mA, 4 to 20 mA, 4 to 20 mA (burnout detection)

**Accuracy:**

- ±0.1% FSR @ 25°C
- ±0.3% FSR @ -10 and 60°C
- ±0.5% FSR @ -30 and 70°C

**Sampling Rate:**

- All channels: 400 samples/sec
- Per channel: 100 samples/sec

**Input Impedance:** 1 mega-ohm (min.)

**Built-in Resistor for Current Input:** 120 ohms

### Power Requirements

**Input Voltage:** 9 to 48 VDC

**Input Current:** 358 mA @ 24 VDC

**MTBF (mean time between failures)**

**Time:** 375,439 hrs

**Standard:** Telcordia SR332

## Common Specifications

### LAN

**Ethernet:**

- 4 switched 10/100 Mbps RJ45 ports
- 1 optimized port for faster downstream communications with daisy-chained ioLogik E1200 units

**Note:** The optimized daisy-chain port is not supported by the ioLogik E1261W-T, E1261H-T, or E1263H-T.

**Protection:** 1.5 kV magnetic isolation

**Protocols:** Modbus/TCP (slave), TCP/IP, UDP, DHCP, BOOTP, SNMP, HTTP, CGI, SNT, SMTP

### Serial

**Interface:** 2 RS-232/422/485 (software selectable) RJ45 ports

**Parity:** None, Odd, Even

**Data Bits:** 5, 6, 7, 8

**Stop Bits:** 1, 2

**Flow Control:** None, RTS/CTS, XON/XOFF

**Baudrate:** 300 to 115200 bps

**Protocols:** Modbus/RTU (master/gateway), serial tunnel mode (client/server)

### Physical Characteristics

**Wiring:** I/O cable max. 14 AWG

**Dimensions:** 61 x 157 x 115 mm (2.4 x 6.18 x 4.53 in)

**Weight:** Under 1265 g (2.79 lb)

**Mounting:** DIN-rail (standard), wall (with optional kit)

### Storage

**Expansion Slot:** Up to 32 GB microSD™ memory card (SDHC compatible)

**Note:** For units operating in extreme temperatures, industrial-grade, wide-temperature SD cards are required.

### Environmental Limits

**Operating Temperature:**

Standard Models: -10 to 60°C (14 to 140°F)

Wide Temp. Models: -40 to 75°C (-40 to 167°F)

**Storage Temperature:** -40 to 85°C (-40 to 185°F)

**Ambient Relative Humidity:** 5 to 95% (non-condensing)

**Shock:** IEC 60068-2-27

**Vibration:** IEC 60068-2-6

**Altitude:** Up to 2000 m

Note: Please contact Moxa if you require products guaranteed to function properly at higher altitudes.

### Standards and Certifications

**Safety:** UL 508

**EMC:** EN 61000-6-2/6-4

**EMI:** CISPR 32, FCC Part 15B Class A

**EMS:**

IEC 61000-4-2 ESD: Contact: 4 kV; Air: 8 kV

IEC 61000-4-3 RS: 80 MHz to 1 GHz: 10 V/m

IEC 61000-4-4 EFT: Power: 1 kV; Signal: 0.5 kV

IEC 61000-4-5 Surge: Power: 1 kV

IEC 61000-4-6 CS: 3 V

IEC 61000-4-8

**Hazardous Location:** Class 1 Division 2; ATEX Zone 2

**Green Product:** RoHS, CRoHS, WEEE

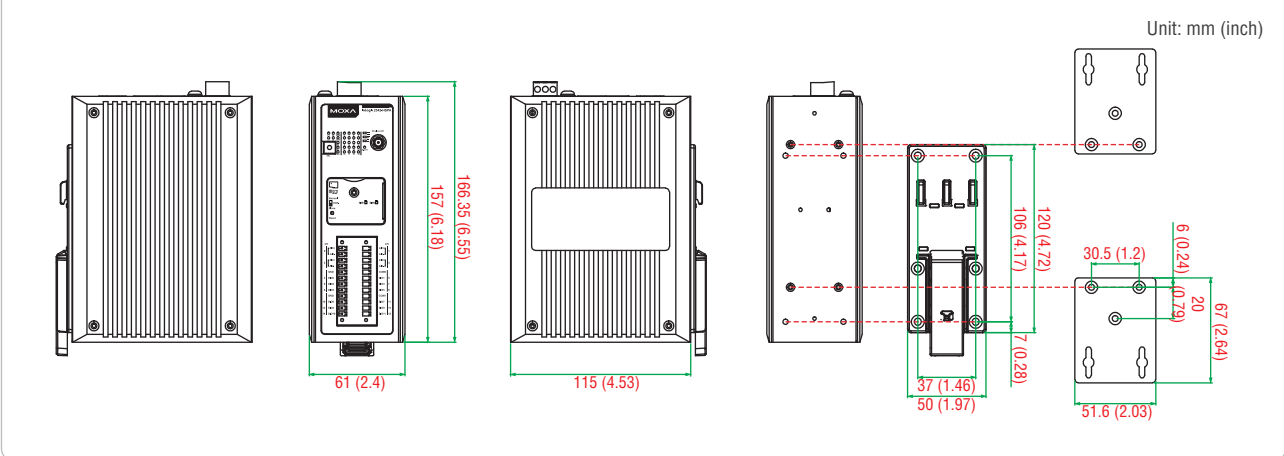
Note: Please check Moxa's website for the most up-to-date certification status.

### Warranty

**Warranty Period:** 5 years

**Details:** See [www.moxa.com/warranty](http://www.moxa.com/warranty)

### Dimensions



### Ordering Information

#### Available Models

**ioLogik 2512:** Smart Ethernet remote I/O with Click&Go Plus, 8 DIs, 8 DIOs, -10 to 60°C operating temperature

**ioLogik 2512-T:** Smart Ethernet remote I/O with Click&Go Plus, 8 DIs, 8 DIOs, -40 to 75°C operating temperature

**ioLogik 2542:** Smart Ethernet remote I/O with Click&Go Plus, 12 DIOs, 4 AIs, -10 to 60°C operating temperature

**ioLogik 2542-T:** Smart Ethernet remote I/O with Click&Go Plus, 12 DIOs, 4 AIs, -40 to 75°C operating temperature

#### Optional Accessories (can be purchased separately)

**WK-51-01:** DIN-rail/wall-mounting kit, 2 plates with 6 screws

#### Package Checklist

- ioLogik 2500 device
- RJ45-to-DB9 connection cables x 2
- Quick installation guide