

NPort® P5150A Series

1-port RS-232/422/485 PoE serial device servers



- > IEEE 802.3af-compliant PoE PD equipment
- > Speedy 3-step web-based configuration
- > Surge protection for serial, Ethernet, and power lines
- > COM port grouping and UDP multicast applications
- > Screw connectors for secure installation
- > Real COM/TTY drivers for Windows and Linux
- > Standard TCP/IP interface and versatile TCP and UDP operation modes



Overview

NPort® P5150A device servers are designed to make serial devices network-ready in an instant. It is a PD device and is IEEE 802.3af compliant, so it can be powered by a PoE PSE device without an additional power supply. Use the NPort® P5150A device servers to

give your PC software direct access to serial devices from anywhere on the network. The NPort® P5150A device servers are ultra-lean, ruggedized, and user-friendly, making simple and reliable serial-to-Ethernet solutions possible.

Surge-Protected Serial, Ethernet, and Power Lines

Surge, which is typically caused by high voltages that result from switching and lightning transients, is a common threat to all electrical devices. Moxa's leading-edge surge immunity solution, which is applied to the NPort® P5150A's serial, power, and Ethernet lines, is tested and proven compliant with IEC 61000-4-5. This state-of-the-

art surge protection provides a robust serial-to-Ethernet solution that can protect electrical devices from voltage spikes and withstand electrically noisy environmental conditions.



3-step Web-Based Configuration

The NPort® P5150A's 3-step web-based configuration tool is straightforward and user-friendly. The NPort® P5150A's web console guides users through 3 simple configuration steps that are necessary to activate the serial-to-Ethernet application. With this speedy 3-step

web-based configuration, a user only needs to spend an average of 30 seconds to complete the NPort® settings and enable the application, saving a great amount of time and effort.




Easy to Troubleshoot

NPort® P5150A device servers support SNMP, which can be used to monitor all units over Ethernet. Each unit can be configured to send trap messages automatically to the SNMP manager when user-defined errors are encountered. For users who do not use SNMP manager, an

e-mail alert can be sent instead. Users can define the trigger for the alerts using Moxa's Windows utility, or the web console. For example, alerts can be triggered by a warm start, a cold start, or a password change.

Appearance

NPort® P5150A



Specifications

Ethernet Interface

Number of Ports: 1
Speed: 10/100 Mbps, auto MDI/MDIX
Connector: 8-pin RJ45
Magnetic Isolation Protection: 1.5 kV built-in

Serial Interface

Number of Ports: 1
Serial Standards: RS-232/422/485
Connector: DB9 male
Serial Line Protection: Level 2 Surge, EN61000-4-5
RS-485 Data Direction Control: ADDC® (Automatic Data Direction Control)
Pull High/Low Resistor for RS-485: 1 kΩ, 150 kΩ

Serial Communication Parameters

Data Bits: 5, 6, 7, 8
Stop Bits: 1, 1.5, 2
Parity: None, Even, Odd, Space, Mark
Flow Control: RTS/CTS and DTR/DSR (RS-232 only), XON/XOFF
Baudrate: 50 bps to 921.6 kbps

Serial Signals

RS-232: TxD, RxD, RTS, CTS, DTR, DSR, DCD, GND
RS-422: Tx+, Tx-, Rx+, Rx-, GND
RS-485-4w: Tx+, Tx-, Rx+, Rx-, GND
RS-485-2w: Data+, Data-, GND

Software

Network Protocols: ICMP, IPv4, TCP, UDP, DHCP, BOOTP, Telnet, DNS, SNMP V1, HTTP, SMTP, IGMP V1/2, ARP
Configuration Options: Web Console (with new Quick Setup), Serial Console, Telnet Console, Windows Utility
Windows Real COM Drivers: Windows 95/98/ME/NT/2000, Windows XP/2003/Vista/2008/7/8/8.1/10 (x86/x64), Windows 2008 R2/2012/2012 R2 (x64), Windows Embedded CE 5.0/6.0, Windows XP Embedded

Fixed TTY Drivers: SCO Unix, SCO OpenServer, UnixWare 7, QNX 4.25, QNX 6, Solaris 10, FreeBSD, AIX 5.x, HP-UX 11i, Mac OS X
Linux Real TTY Drivers: Linux 2.4.x, 2.6.x, 3.x, 4.x
Android API: Android 3.1.x and later

Physical Characteristics

Housing: Metal
Weight: 300 g (0.66 lb)
Dimensions:
 Without ears: 77 x 111 x 26 mm (3.03 x 4.37 x 1.02 in)
 With ears: 100 x 111 x 26 mm (3.94 x 4.37 x 1.02 in)

Environmental Limits

Operating Temperature:
 Standard Models: 0 to 60°C (32 to 140°F)
 Wide Temp. Models: -40 to 75°C (-40 to 167°F)
Storage Temperature: -40 to 75°C (-40 to 167°F)
Ambient Relative Humidity: 5 to 95% (non-condensing)

Power Requirements

Input Voltage: 12 to 48 VDC (supplied by power adapter) or 48 VDC (supplied by PoE)
Input Current:
 DC Jack I/P: 125 mA @ 12 VDC
 PoE I/P: 180 mA @ 48 VDC

Standards and Certifications

Safety: UL 60950-1
EMC: EN 55032/24
EMI: CISPR 32, FCC Part 15B Class A
EMS:
 IEC 61000-4-2 ESD: Contact: 4 kV; Air: 8 kV
 IEC 61000-4-3 RS: 80 MHz to 1 GHz: 3 V/m
 IEC 61000-4-4 EFT: Power: 2 kV; Signal: 1 kV
 IEC 61000-4-5 Surge: Power: 2 kV; Signal: 1 kV
 IEC 61000-4-6 CS: 150 kHz to 80 MHz: 3 V/m; Signal: 3 V/m
 IEC 61000-4-8 PFMF
 IEC 61000-4-11 DIPs

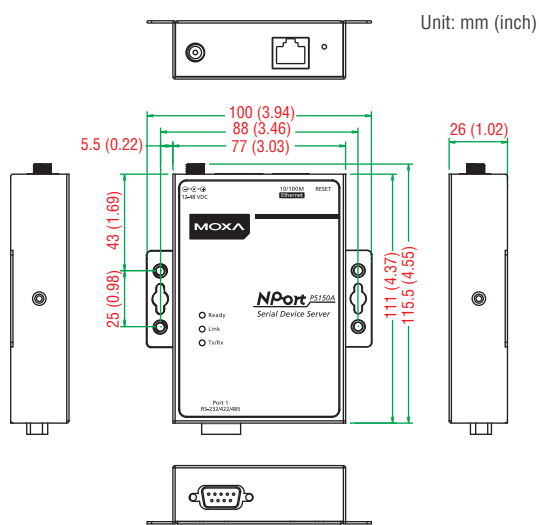
Reliability

Automatic Reboot Trigger: Built-in WDT (watchdog timer)
MTBF (mean time between failures)
Time: 2,231,530 hrs
Standard: Telcordia (Bellcore) Standard TR/SR

Warranty

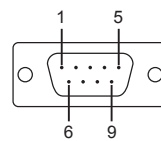
Warranty Period: 5 years
Details: See www.moxa.com/warranty

Dimensions



Pin Assignment

DB9 male connector



NPort® P5150A (RS-232/422/485)

PIN	RS-232	RS-422/485-4w	RS-485-2w
1	DCD	TxD-(A)	-
2	RxD	TxD+(B)	-
3	TxD	RxD+(B)	Data+(B)
4	DTR	RxD-(A)	Data-(A)
5	GND	GND	GND
6	DSR	-	-
7	RTS	-	-
8	CTS	-	-

Ordering Information

Available Models

NPort P5150A: 1-port RS-232/422/485 PoE device server, 0 to 60°C operating temperature
NPort P5150A-T: 1-port RS-232/422/485 PoE device server, -40 to 75°C operating temperature

Optional Accessories (can be purchased separately)

DK35A: DIN-rail mounting clips, 35 mm, 2 DIN-rail plates with 4 screws
Mini DB9F-to-TB: DB9 female to terminal block adapter for RS-422/485 applications

Note: Additional power adapters can be purchased separately. Please refer to the Power Accessory Selection Guide for details.

Package Checklist






- 1 NPort P5150A device server
- 4 stick-on pads
- Documentation and software CD
- Quick installation guide (printed)
- Warranty card








Power Accessory Selection Guide

Barrel Plug Type		Locking Barrel Plug				
O/P		12 VDC 0.5 A, 100 to 240 VAC (Switch-Mode)				
Plug Type		US/JP	EU	AU	UK	CN
Appearance						
Model Name		PWR-12050-WPUSJP-S1	PWR-12050-WPEU-S1	PWR-12050-WPAU-S1	PWR-12050-WPUK-S1	PWR-12050-WPCN-S1
1 Port	NPort 5110	-	-	-	-	-
	NPort 5130	-	-	-	-	-
	NPort 5150	-	-	-	-	-
	NPort 5110A	✓	✓	✓	✓	✓
	NPort 5130A	✓	✓	✓	✓	✓
	NPort 5150A	✓	✓	✓	✓	✓
	DE-211	-	-	-	-	-
	DE-311	-	-	-	-	-
	NPort P5150A	✓	✓	✓	✓	✓
	NPort W2150A	✓	✓	✓	✓	✓
NPort Z2150/Z3150	✓	✓	✓	✓	✓	
2 Ports	NPort 5210	-	-	-	-	-
	NPort 5230	-	-	-	-	-
	NPort 5232	-	-	-	-	-
	NPort 5232I	-	-	-	-	-
	NPort 5210A	✓	✓	✓	✓	✓
	NPort 5230A	✓	✓	✓	✓	✓
	NPort 5250A	✓	✓	✓	✓	✓
	NPort W2250A	✓	✓	✓	✓	✓

Barrel Plug Type		Non-Locking Barrel Plug				
O/P		12 VDC 0.5 A, 100 to 240 VAC (Switch-Mode)				
Plug Type		US/JP	EU	AU	UK	CN
Appearance						
Model Name		PWR-12050-WPUSJP-S2	PWR-12050-WPEU-S2	PWR-12050-WPAU-S2	PWR-12050-WPUK-S2	PWR-12050-WPCN-S2
1 Port	NPort 5110	✓	✓	✓	✓	✓
	NPort 5130	✓	✓	✓	✓	✓
	NPort 5150	✓	✓	✓	✓	✓
	NPort 5110A	-	-	-	-	-
	NPort 5130A	-	-	-	-	-
	NPort 5150A	-	-	-	-	-
	DE-211	✓	✓	✓	✓	✓
	DE-311	✓	✓	✓	✓	✓
	NPort P5150A	-	-	-	-	-
	NPort W2150A	-	-	-	-	-
NPort Z2150/Z3150	-	-	-	-	-	
2 Ports	NPort 5210	✓	✓	✓	✓	✓
	NPort 5230	✓	✓	✓	✓	✓
	NPort 5232	✓	✓	✓	✓	✓
	NPort 5232I	✓	✓	✓	✓	✓
	NPort 5210A	-	-	-	-	-
	NPort 5230A	-	-	-	-	-
	NPort 5250A	-	-	-	-	-
	NPort W2250A	-	-	-	-	-

Power Accessory Selection Guide

Barrel Plug Type		Non-Locking Barrel Plug				
O/P		12 VDC 1.25/1.5 A, 100 to 240 VAC				
Plug Type		US/JP	EU	AU	UK	CN
Appearance						
Model Name		PWR-12125-WPUSJP-S1	PWR-12125-WPEU-S1	PWR-12125-WPAU-S1	PWR-12125-WPUK-S1	PWR-12125-WPCN-S1
4 Ports	NPort 5410	✓	✓	✓	✓	✓
	NPort 5430	✓	✓	✓	✓	✓
	NPort 5430I	✓	✓	✓	✓	✓
	NPort 5450	✓	✓	✓	✓	✓
	NPort 5450I	✓	✓	✓	✓	✓
8 Ports	NPort 5610-8	-	-	-	-	-
	NPort 5630-8	-	-	-	-	-
	NPort 5650-8	-	-	-	-	-
	NPort 5650-8-M-SC	-	-	-	-	-
	NPort 5650-8-S-SC	-	-	-	-	-
	NPort 5610-8-DT	-	-	-	-	-
	NPort 5610-8-DT-J	-	-	-	-	-
	NPort 5650-8-DT	-	-	-	-	-
	NPort 5650-8-DT-J	-	-	-	-	-
	NPort 5650I-8-DT	-	-	-	-	-
NPort 5610-8-DTL	-	-	-	-	-	
16 Ports	NPort 5610-16	-	-	-	-	-
	NPort 5630-16	-	-	-	-	-
	NPort 5650-16	-	-	-	-	-

Barrel Plug Type		Locking Barrel Plug						
O/P		12 VDC 2 A, 100 to 240 VAC (desktop type)	10A/250V Power Cord, 183 cm					
Plug Type		Requires 1 power cord (US/JP/EU/AU/UK/CN)	US	JP	EU	AU	UK	CN
Appearance								
Model Name		PWR-12200-DT-S1	PWC-C13US-3B-183	PWC-C13JP-3B-183	PWC-C13EU-3B-183	PWC-C13AU-3B-183	PWC-C13UK-3B-183	PWC-C13CN-3B-183
4 Ports	NPort 5410	-	-	-	-	-	-	-
	NPort 5430	-	-	-	-	-	-	-
	NPort 5430I	-	-	-	-	-	-	-
	NPort 5450	-	-	-	-	-	-	-
	NPort 5450I	-	-	-	-	-	-	-
8 Ports	NPort 5610-8	-	✓	✓	✓	✓	✓	✓
	NPort 5630-8	-	✓	✓	✓	✓	✓	
	NPort 5650-8	-	✓	✓	✓	✓	✓	
	NPort 5650-8-M-SC	-	✓	✓	✓	✓	✓	
	NPort 5650-8-S-SC	-	✓	✓	✓	✓	✓	
	NPort 5610-8-DT	✓	✓	✓	✓	✓	✓	
	NPort 5610-8-DT-J	✓	✓	✓	✓	✓	✓	
	NPort 5650-8-DT	✓	✓	✓	✓	✓	✓	
	NPort 5650-8-DT-J	✓	✓	✓	✓	✓	✓	
	NPort 5650I-8-DT	✓	✓	✓	✓	✓	✓	
NPort 5610-8-DTL	✓	✓	✓	✓	✓	✓		
16 Ports	NPort 5610-16	-	✓	✓	✓	✓	✓	
	NPort 5630-16	-	✓	✓	✓	✓	✓	
	NPort 5650-16	-	✓	✓	✓	✓	✓	