


40 Series  
PCB/Plug-in relays

NEW



## New PCB/Plug-in relays with 2 contacts 10 A Type 40.62

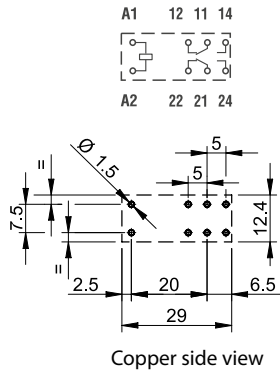
New relays with 2 CO contacts 10 A and low coil power.  
For all fields of application, both industrial and residential.

- 2 CO contacts rated 10 A
- AC coil and DC coils
- Complies EN 60335-1 glow wire requirements
- Ambient Temperature range -40...+85°C
- Cadmium-free contact material
- 5.3 mm pin pitch for 95 Series sockets mount or PCB

Approvals (according to type)



### Type 40.62 - New PCB/Plug-in relays with 2 contacts 10 A




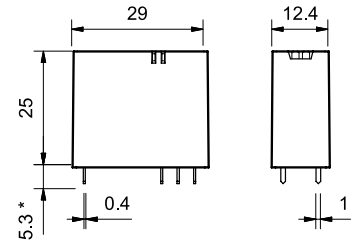
- 2 CO contacts rated 10 A
- Wide range of AC and DC coil voltages available
- Coil power AC, 1.2 VA (50 Hz)
  - Standard DC, 650 mW
  - Sensitive DC, 500 mW
- 8 mm Creepage and Clearance, 6 kV (1.2/50µs) between coil and contact
- Contact material options
- Meets EN 60335-1 glow wire requirements
- 95 series sockets for PCB or 35 mm rail mounting (EN 60715) with Screw, Screwless or Push-in terminals
- Environmental protection: RT II - flux proof (Standard)
  - RT III - wash tight (Option)
- Ambient temperature range -40...+85°C




DC Version



AC Version



95.P5



95.05



99.02

Sockets	Type 95.P5 Push-in terminals	Type 95.05 Screw terminals
Metal retaining clip	095.71	095.71
Plastic retaining and release clip (supplied with socket - packaging code SPA)	095.91.3	095.01
8-way jumper link	097.58	095.18
2-way jumper link (12.5mm pitch)	097.52	—
2-way jumper link (4.6mm pitch)	097.42	—
Marker tag holder (for tags 060.48 type)	097.00	097.00
Identification tag	095.00.4	095.00.4
Modules	99.02	99.02
Timer modules	86.30	86.30
Sheet of marker tags for plastic retaining and release clip 095.91.3 and for marker tag holder 097.00, 48 tags, 6 x 12 mm, for CEMBRE thermal transfert printer	060.48	060.48

99.02 coil indication and EMC suppression modules		
Diode (+A1, standard polarity)	(6...220)V DC	99.02.3.000.00
LED	(6...24)V DC/AC	99.02.0.024.59
LED	(28...60)V DC/AC	99.02.0.060.59
LED	(110...240)V DC/AC	99.02.0.230.59
LED + Diode (+A1, standard polarity)	(6...24)V DC	99.02.9.024.99
LED + Diode (+A1, standard polarity)	(28...60)V DC	99.02.9.060.99
LED + Diode (+A1, standard polarity)	(110...220)V DC	99.02.9.220.99
LED + Varistor	(6...24)V DC/AC	99.02.0.024.98
LED + Varistor	(28...60)V DC/AC	99.02.0.060.98
LED + Varistor	(110...240)V DC/AC	99.02.0.230.98
RC circuit	(6...24)V DC/AC	99.02.0.024.09
RC circuit	(28...60)V DC/AC	99.02.0.060.09
RC circuit	(110...240)V DC/AC	99.02.0.230.09
Residual current by-pass	(110...240)V AC	99.02.8.230.07