











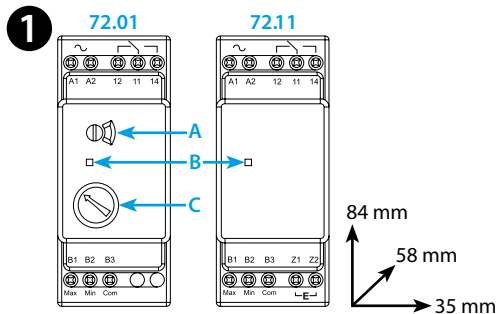



72.01

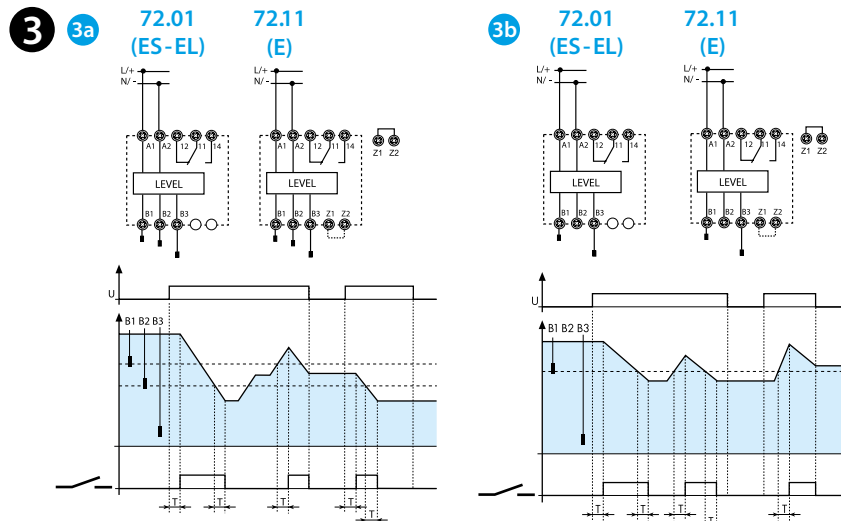
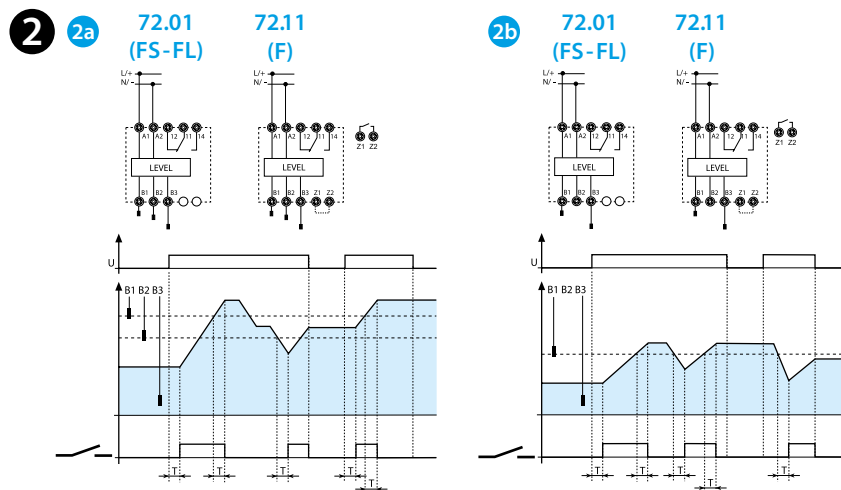
72.11

	U _N 24 V DC 24 V AC (50/60 Hz) (110...125) V AC (50/60 Hz) (230...240) V AC (50/60 Hz) U _{min} -U _{max} (0.8 - 1.1)U _N
	U _N 400 V AC (50/60 Hz) (72.01) U _{min} -U _{max} (0.9 - 1.15)U _N
	P 2.5 VA / 1.5 W
	1 CO (SPDT) 16 A 250 V AC
	AC1 4000 VA AC15 (230 V AC) 750 VA Ⓜ (230 V AC) 0.55 kW
	(-20...+60)°C
IP20	

LED	U _N		
	-	11 - 14	11 - 12
	✓	11 - 14	11 - 12
	✓		11 - 12
	✓	11 - 12	11 - 14



 72.01.x.xxx.0000: R = (5...150)kΩ
72.01.x.xxx.0002: R = (5...450)kΩ



- Open Type Device
- Pollution degree 2 Installation Environment
- Maximum Surrounding Air Temperature 50°C
- Use 60/75°C copper (Cu) conductor only and wire ranges No. 14-18-20 AWG, stranded or solid
- Terminal tightening torque of 7.1 lb.in. (0.8 Nm)

ENGLISH

72.01 - 72.11 LEVEL CONTROL RELAY

- 72.01 sensitivity range (5...150) kΩ - (5...450) kΩ adjustable
- 72.11 sensitivity fixed 150 kΩ

1 FRONT PLATE

- A Functions rotary selector
- (72.01) FS Filling function – 0.5 s delay time
- FL Filling function – 7 s delay time
- ES Emptying function – 0.5 s delay time
- EL Emptying function – 7 s delay time
- (72.11) F Filling function – 1 s delay time (Z1 - Z2 not connected)
- E Emptying function – 1 s delay time (Z1 - Z2 connected)

B LED

- C Sensitivity adjustment according to liquid type

When changing the function the device must be disconnected from the power supply and then switched on again

2 Filling functions - Wiring diagram

- 2a Example with 3 electrodes
- 2b Example with 2 electrodes

3 Emptying functions - Wiring diagram

- 3a Example with 3 electrodes
- 3b Example with 2 electrodes

SUITABLE LIQUIDS: city water, well water, rainwater, sea water, liquids with low-percentage alcohol, wine, milk, beer, coffee, sewage, liquids fertilizer.

UN-SUITABLE LIQUIDS: demineralised water, fuels, oil, liquids with high-percentage alcohol, liquid gas, paraffins, ethylene glycol, paint.

ACCESSORIES

- Suspended electrode (072.01.06 - 072.01.15 - 072.02.06)
- Floor water sensor (072.11)
- Electrode (072.31)
- Electrode holder with two pole connector (072.51)
- Electrode holder with three poles (072.53)
- Electrode and electrode connector (072.500 - 072.501)

NOTE

- Maximum length of cable connecting sensor to relay 200 m (maximum capacitance of 100 nF/km).
- There is no electrical isolation between electrodes and supply voltage for the 24 V DC types (72.x1.9.024.0000). Therefore, for SELV applications it would be necessary to use a SELV (non-grounded) power supply. In the case of a PELV (grounded) power supply take care to protect the level control relay against harmful circulating currents by ensuring that no electrodes are grounded. However, there is no such problem for the 24 V AC types (72.x1.8.024.0000) which, by virtue of an internal isolating transformer, assure reinforced isolation between electrodes and supply.