



Conveyor Control Unit

Product Specifications And Installation Data

1 INTRODUCTION

The Conveyor Control Unit (HE200CCU288) is depicted below.

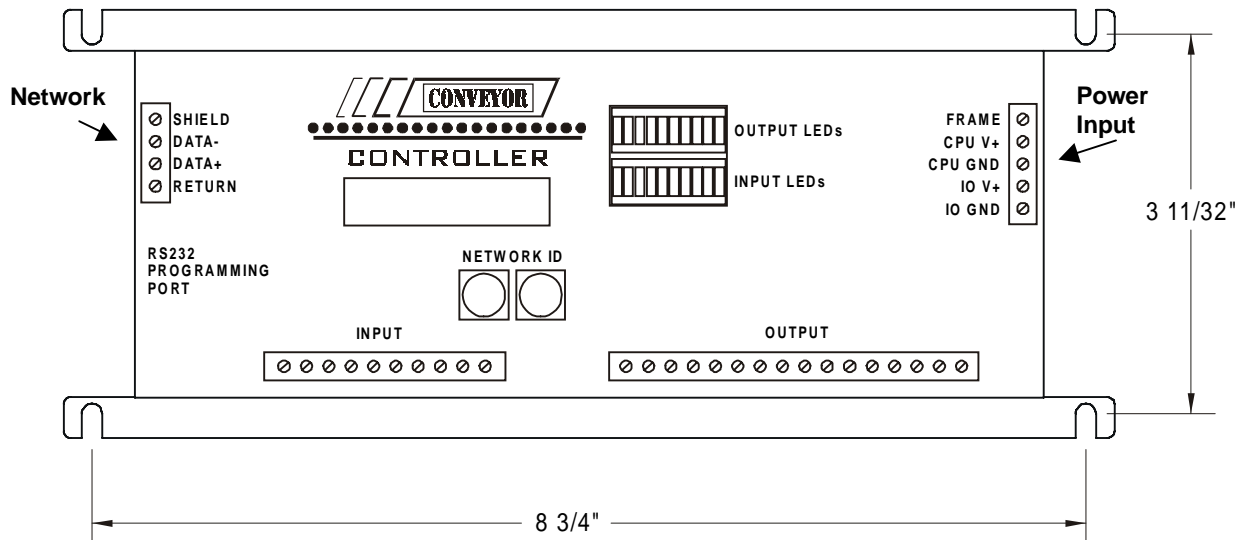


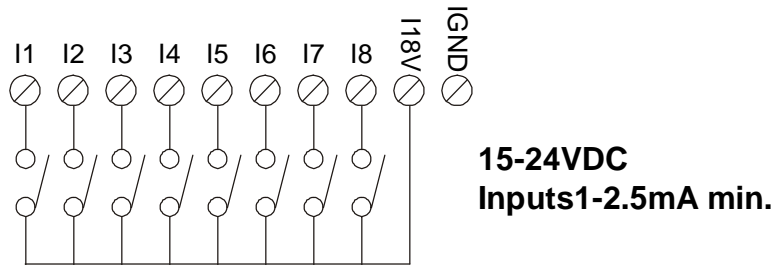
Figure 1 – HE200CCU288 Module

2 SPECIFICATIONS

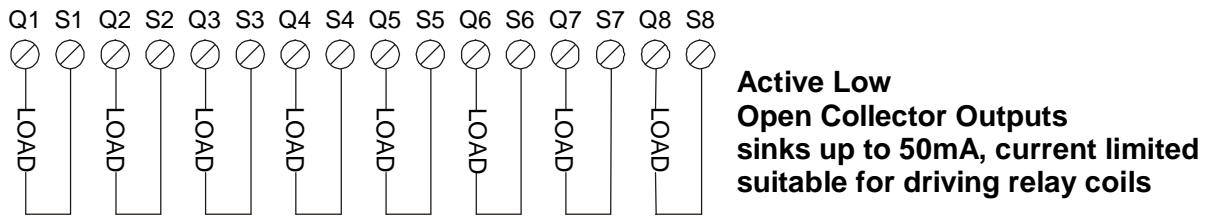
Table – 1 HE200CCU288 Specifications	
Network Baud Rate	125 kbaud
Protocols Supported	CsCAN
Inputs Available	Eight 15–24VDC @ 1–2.5mA min
Outputs Available	Eight 24 VDC @ 50mA each
Power Required	HE200PWR024 Required
Maximum Dimensions	H 1 1/2" x W 3 13/16" x L 9 1/4"

3 WIRING

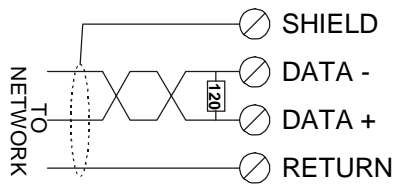
3.1 Input Wiring



3.2 Output Wiring



3.3 Network Wiring



*120 ohm resistor at network ends only