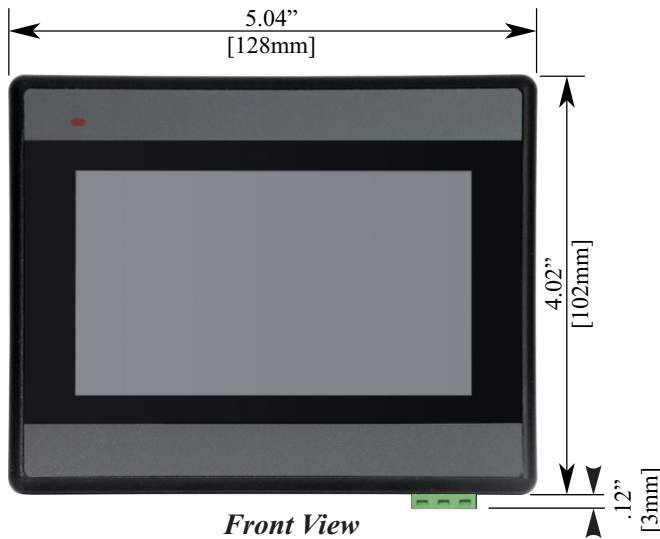






Top View




Front View



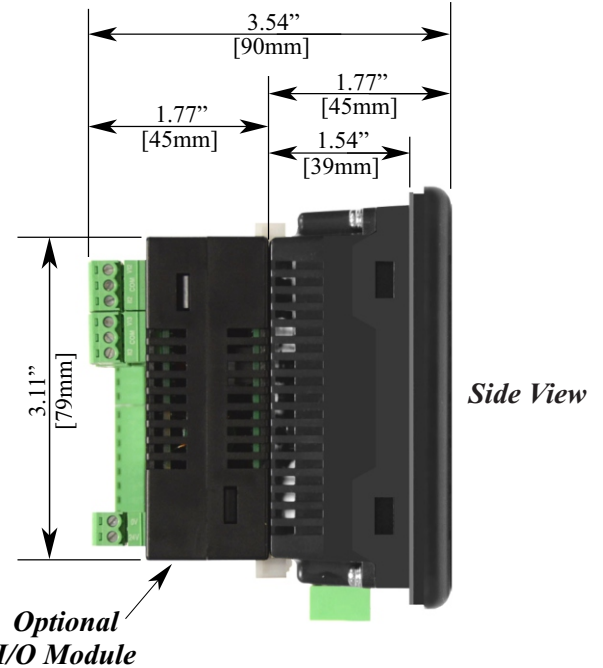
Rear View



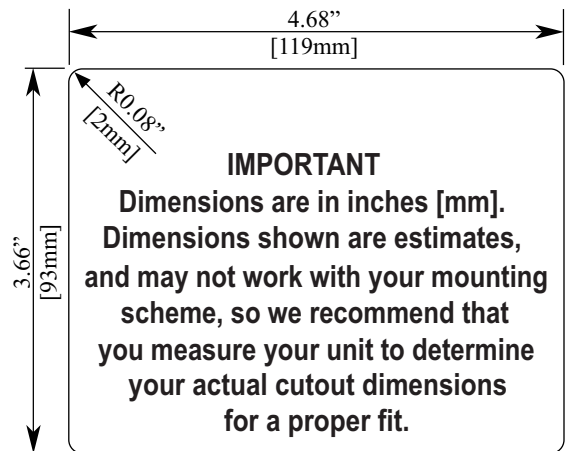
Bottom View



Optional  
I/O Module



Side View



Cutout Dimensions

**IMPORTANT**  
Dimensions are in inches [mm].  
Dimensions shown are estimates,  
and may not work with your mounting  
scheme, so we recommend that  
you measure your unit to determine  
your actual cutout dimensions  
for a proper fit.

Dimensions are in inches [mm]

- |   |                     |   |                     |   |                |   |               |
|---|---------------------|---|---------------------|---|----------------|---|---------------|
| A | Battery Compartment | C | Power Connector     | E | USB Slave Port | G | USB Host Port |
| B | Expansion Ports 1-3 | D | DE9S Com Port 1 & 2 | F | Ethernet Port  |   |               |