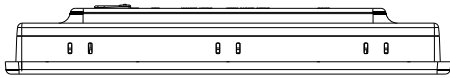
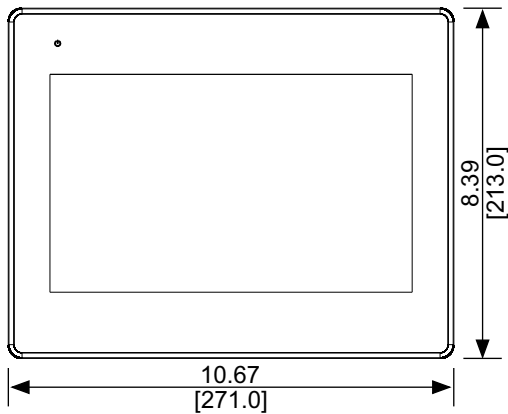


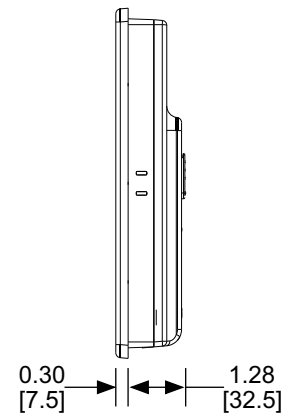
Top View



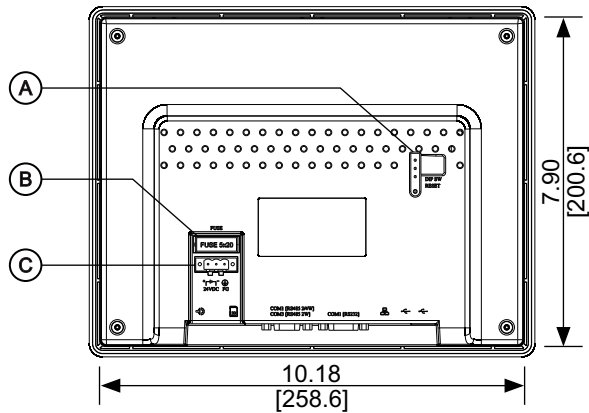
Front View



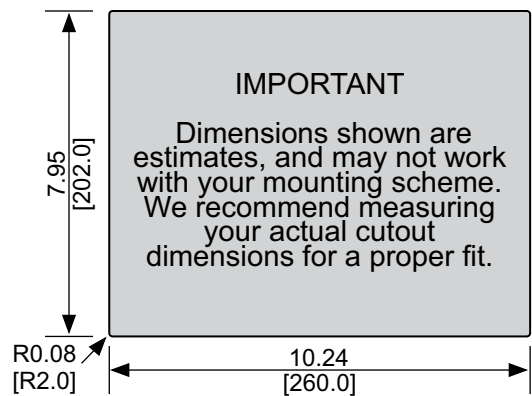
Side View



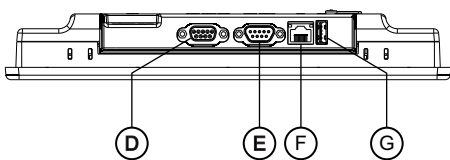
Rear View



Cutout Dimensions



Bottom View



Dimensions are in inches [mm]

- |                 |                 |                     |                 |
|-----------------|-----------------|---------------------|-----------------|
| Ⓐ DIP switches  | Ⓑ Fuse          | Ⓒ Power connector   | Ⓓ COM port DE9S |
| Ⓔ COM port DE9P | Ⓕ Ethernet port | Ⓖ USB 2.0 host port |                 |