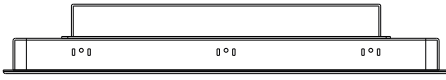
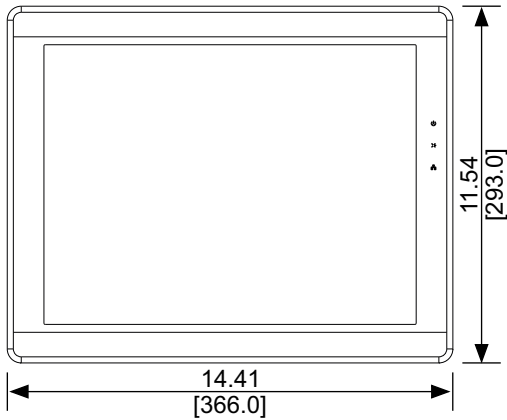


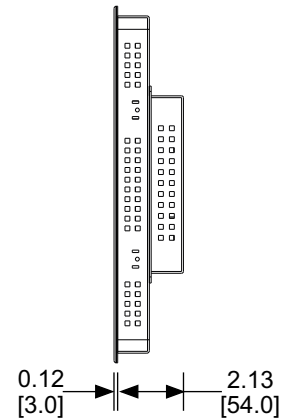
Top View



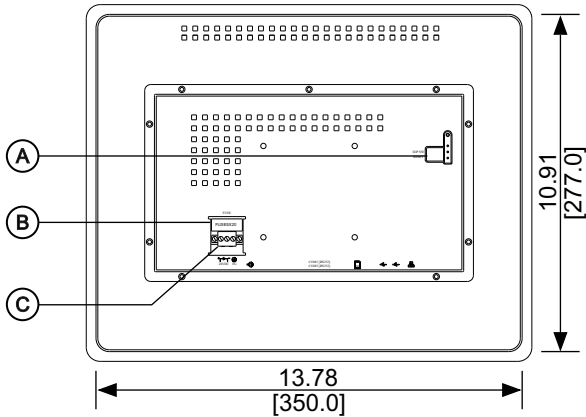
Front View



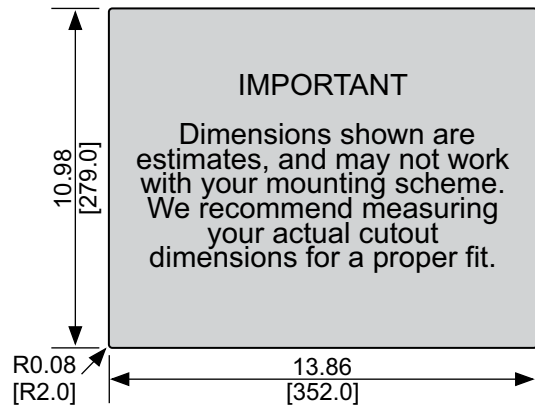
Side View



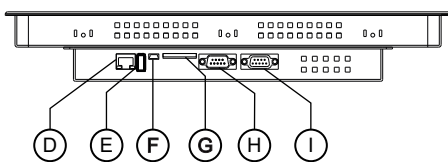
Rear View



Cutout Dimensions



Bottom View



Dimensions are in inches [mm]

- Ⓐ DIP Switches & Reset    Ⓑ Fuse    Ⓒ Power Connector    Ⓓ Ethernet Port
- Ⓔ USB 2.0 Host Port    Ⓕ Mini USB 2.0 Port    Ⓖ SD Card Slot    Ⓗ COM Port DE9P
- Ⓖ COM Port DE9S