

# AutoSave

## Reports Module

**Enterprise tools for automation source management**

### Overview

The AutoSave suite of products provides you with the software tools needed to manage all your automation programs, tracking the changes to your industrial programmable devices and programs.

Augmenting the system's valuable 'standard' reports and logs, the AutoSave Reports Module allows users to generate a wide variety of reports from historical data stored in AutoSave's database.

The report's scope can further be defined employing user configurable options. Definable parameters can include date ranges, specific area, program, client, agent, bridge, wire, device, family, class, user, compare group, and more.

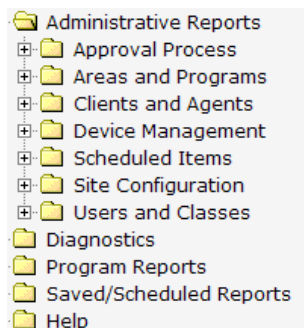
A report's specified options can be saved to run manually as needed or automatically upon a designated schedule including being part of a clustered sequential execution.

Initially, this module provides seventy-one (71) formatted, unique reports.

The reports are accessible using a computer's internet browser with AutoSave server network access; the computer need *not* be an AutoSave Client.

### REPORTING CATEGORIES

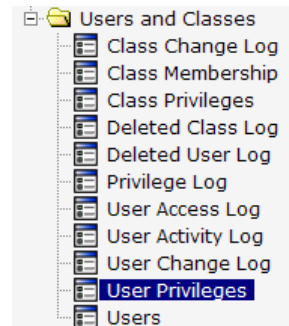
Within the categories, specific reports are available to provide a wide variety of reporting results.



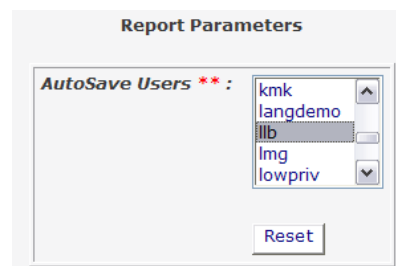
### Users and Groups

Information is available on each user, their activity and user class. Access privileges for each user or class can be reported, including class privileges that have been modified. This helps ensure that users have access to what they need.

Select the menu.



Select the parameters, in this case, the individual user.



Review the module's report.

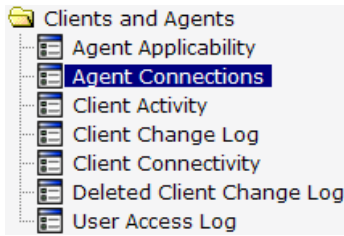
User Privileges Removed		
Operation Removed	Description	Area or Program
Class Administration	Class Administration	/bjf/dcx/winac-real
Class Administration	Class Administration	/bjf/mta-200/mta200

**You can save any report as an Excel, .pdf, or web page.  
You can also schedule it to run regularly.**

**REPORTS MODULE PROFILE**

## Clients and Agents

Easily gather data about your Clients and Agents; their network connections and device access, agency services provided; user access, and change history.

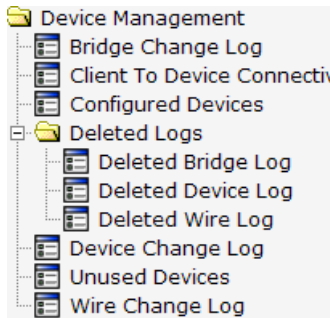


For example, how does a particular agent connect and which devices can it serve.

Agent	Wire	Bridge	Wire	Device
lightyear	cb2			Logix5K Device
lightyear	cb2			V16mod

## Device Management

Gather specific or summary information about your devices via the provided menus.



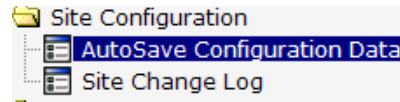
## Scheduled Items

Produce a historical view of your scheduled events and their statistics from this menu.



## Site Configuration

View critical SQL table configurations from any PC without having to directly, physically access the secured server.



## Program Reports

Quickly see important program statistics for an area or the entire system.

- \* AutoUpdates within a date range for an area
- \* Changes in an area by a client
- \* Scheduled comparison history
- \* Programs having no stored current copy
- \* Revision counts
- \* All created revisions
- \* Scheduled comparison differences to processor
- \* Verified or not verified as matching the processor
- \* Not in a scheduled comparison group (example follows)

### Programs that are NOT in a Scheduled Group

Program Path
/at-9/Area_0/SubArea/SubArea/t150
/at-9/Area_0/SubArea/SubArea/t151

## Regulatory Compliance and Workflow

Compliment the regulatory compliance and document workflow features with specialized reports of versions approved, current copies newer than the 'implemented' version, programs ready for test or waiting for approval. Report approval status changes, approval group or list members, changes, deletions, list's usage, and all approvals.

## Areas and Programs

Review change history via these menus.

