

CONNECTION TABLE LABEL

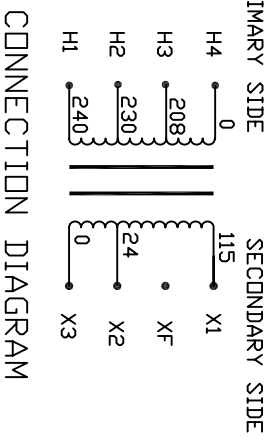
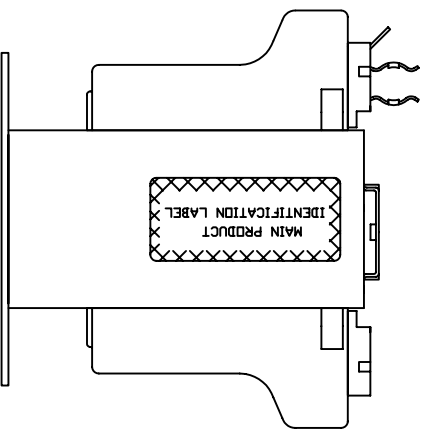
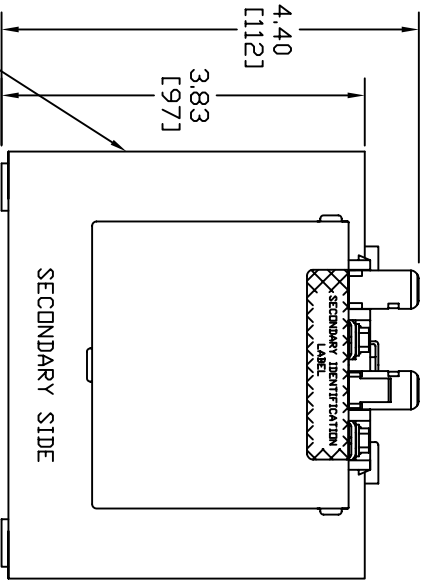
INPUT VOLTAGE	H4-H3	H4-H2	H4-H1	XF-X2	XF-X1	OUTPUT VOLTAGE
208	240	480	25	120	115	
200	230	480	24	115	110	
	220	440	23	110		

NOTE: IF BOTH OUTPUTS ARE USED SIMULTANEOUSLY, FIRING SHOULD BE DONE OFF OF THE TRANSFORMER WITH X3 REPLACING XF

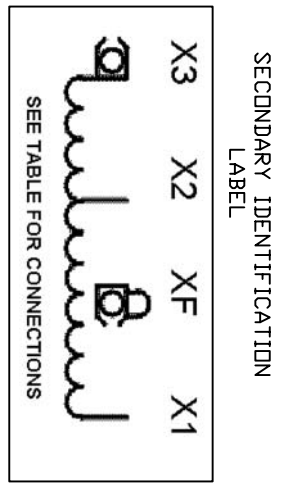
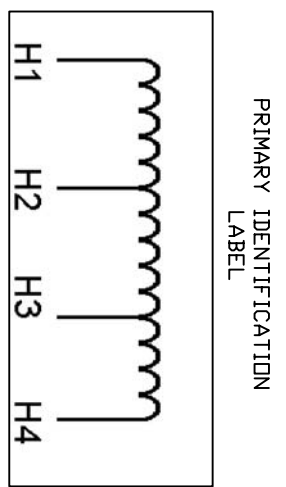
Transformer Specifications

PRIMARY VOLTAGE(S)	208/230/460 (TRIPLE RATED)
SECONDARY VOLTAGE(S)	24/115
RATED V.A.	200
RATED FREQUENCY	50/60
INSULATION CLASS	130
AGENCY APPROVALS	UL, CUL
ESTIMATED WEIGHT	9.5 LBS

TERMINAL SCREWS ARE COMBINATION 8-32 PHIL-SLOT-1/4" HEX WITH SEMS WASHER



- NOTE:
1. TORQUE CONNECTIONS TO 16 LB-IN
 2. FUSE CLIPS TO ACCOMMODATE 13/32-1 1/2"
 3. ALL MEASUREMENTS IN INCHES (MM)



MICRON CONTROL TRANSFORMERS
 800 664-4660
 www.MicronTransformers.com

Impervitran U.S. PAT. NO. 3516040

200VA 50/60HZ
 TEMP CL. 130°C

UL US LISTED 702X

CAT. NO. B200-2004-1F
 SERIES 2

14082

MAIN PRODUCT IDENTIFICATION LABEL

1	PACKAGED ACCESSORIES
-	
-	

MICRON TRANSFORMERS

MICRON INDUSTRIES CORPORATION
 174 S. GARDNER ST. GARDNER, KS 67042
 www.MicronTransformers.com

DATE: 3/24/08 REV: J.G.V. CHECKED: APPROVED:

MICRON SCALE HOME: B200-2004-1F