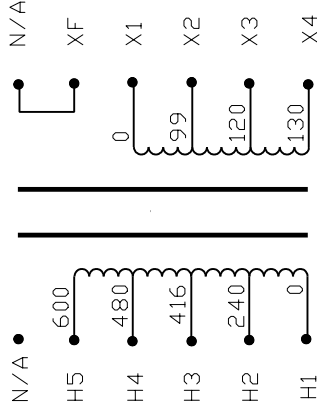


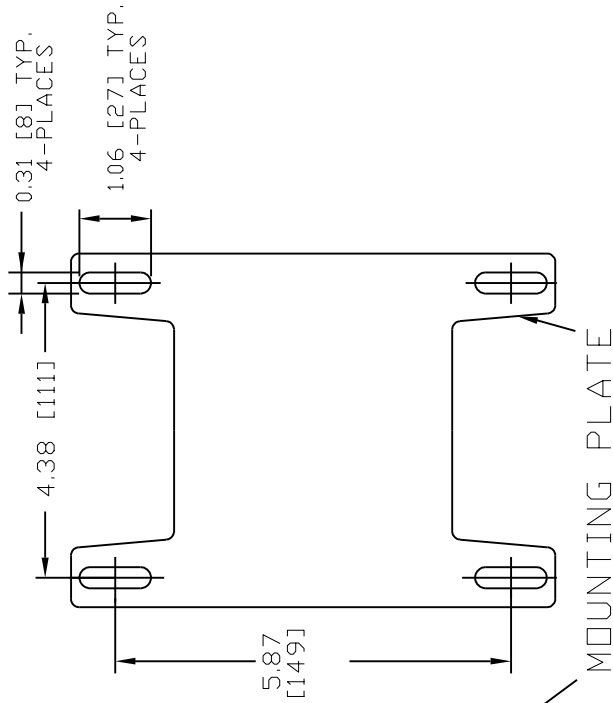
Transformer Specifications	
PRIMARY VOLTAGE(S)	208//600 (UNIVERSAL)
SECONDARY VOLTAGE(S)	85//130
RATED V.A.	500
RATED FREQUENCY	50/60
INSULATION CLASS	130
AGENCY APPROVALS	UL, CUL
ESTIMATED WEIGHT	22.9 LBS

FOR TEST REQUIREMENTS SEE 412-0371F
COIL TEST PAGE



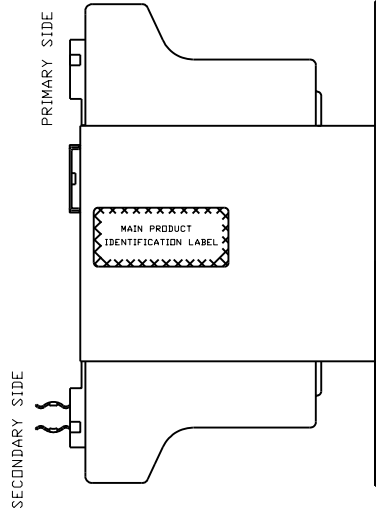
CONNECTION DIAGRAM

NOTE:
1. ALL MEASUREMENTS IN INCHES (MM)



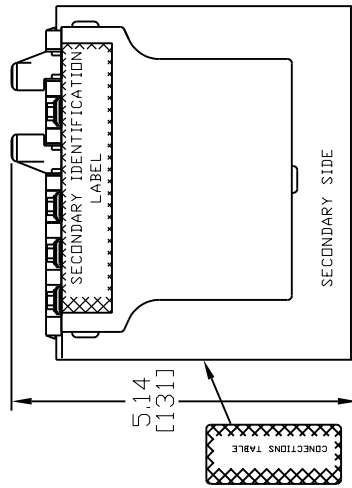
MOUNTING PLATE

TERMINAL SCREWS ARE COMBINATION
10-32 PHIL-SLOT-1/4" HEX WITH SEMS WASHER



PRIMARY SIDE

SECONDARY SIDE



PRIMARY SIDE

SECONDARY SIDE

MICRON
ELECTRONIC
TRANSFORMER
U.S. PAT. NO. 3,516,040

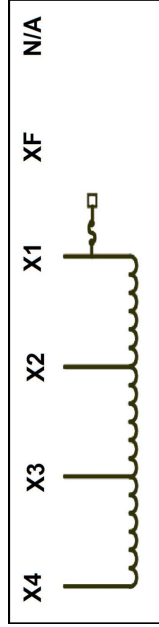
500VA 50/60HZ
TEMP CL. 130°C
B500-0487-1F
SERIES 2

CAT. NO. 07111

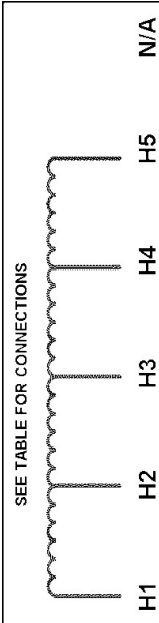
UL US
Listed 702X

MAIN PRODUCT
IDENTIFICATION LABEL

PRIMARY IDENTIFICATION LABEL



SECONDARY IDENTIFICATION LABEL



CONNECTION TABLE LABEL

CONNECTION TABLE LABEL

INPUT VOLTAGE	H1-H5	H1-H5	OUTPUT VOLTAGE(FUSED)	XF-X2	XF-X3	XF-X4
H1-H2	240	416	85	99	120	130
230	400	460	85	95	115	125
220	380	440	85	91	110	120
208	360	420	85	85	100	110

PACKAGED ACCESSORIES

1	-	-	-
---	---	---	---

MICRON
ELECTRONIC
TRANSFORMER
www.MicronPower.com

DATE	10/7/09	DRAWN	J.G.V	CHECKED	APPROVED
RELEASE DATE		CUSTOMER PART NO.			
MICRON PART NO.		B500-0487-1FA7777A2			
SCALE		B500-0487-1FA7777B2			
SIZE	C				
INDNE					
BY					
DATE					

	J.V	8/19/13	
	J.V	10/7/09	
A NEW	AN003990		
ECL			
		REVISIONS	

MICRON INDUSTRIES CORPORATION
1211 W. 22nd STREET, Suite 200, DAK BROOK, ILL.
Tel. (800)664-4660, (630)516-1222 Fax (630)516-1820