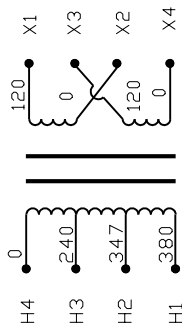


Transformer Specifications	
PRIMARY VOLTAGE(S)	240/347/380
SECONDARY VOLTAGE(S)	120X240
RATED V.A.	1500
RATED FREQUENCY	50/60
INSULATION CLASS	180
AGENCY APPROVALS	UL, CSA
ESTIMATED WEIGHT	50.6 LBS

TEST REQUIREMENTS		
WINDING	H4-H3-H2-H1	X4-X3
D.C. VOLTS	240.3-347.6-380	126.1
LOAD VOLTS	240-347-380	120
F.L. AMPS	7.060/4.459	6.250
HI-POT	4800V	3000V
EXCITING AMPS	0.65AMPS MAX @ 380V, 50HZ	
EXCITING WATTS	50.2 MAX	

PRIMARY SIDE
N/A • N/A



SECONDARY SIDE
N/A • N/A

CONNECTION DIAGRAM

NOTE:
1. ALL MEASUREMENTS IN INCHES (MM)

PACKAGED ACCESSORIES

1	1 PAIR OF J2 JUMPERS
-	-
-	-
-	-
-	-

MICRON TRANSFORMER
 MICRON INDUSTRIES CORPORATION
 1211 1/2nd Street, Suite 200, Oak Brook, IL
 Tel: (630)664-4660 Fax: (630)516-1880
 www.MicronPower.com

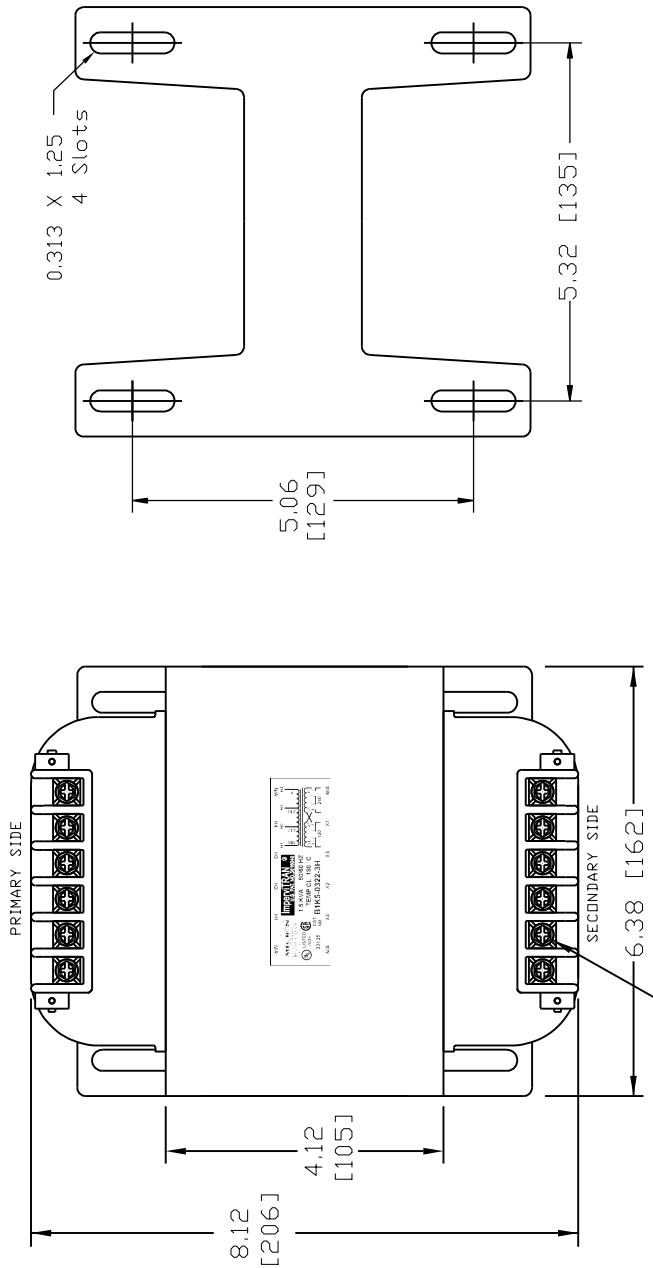
DATE 09/16/08 DRAWN RN CHECKED

RELEASE DATE CUSTOMER PART NO. APPROVED

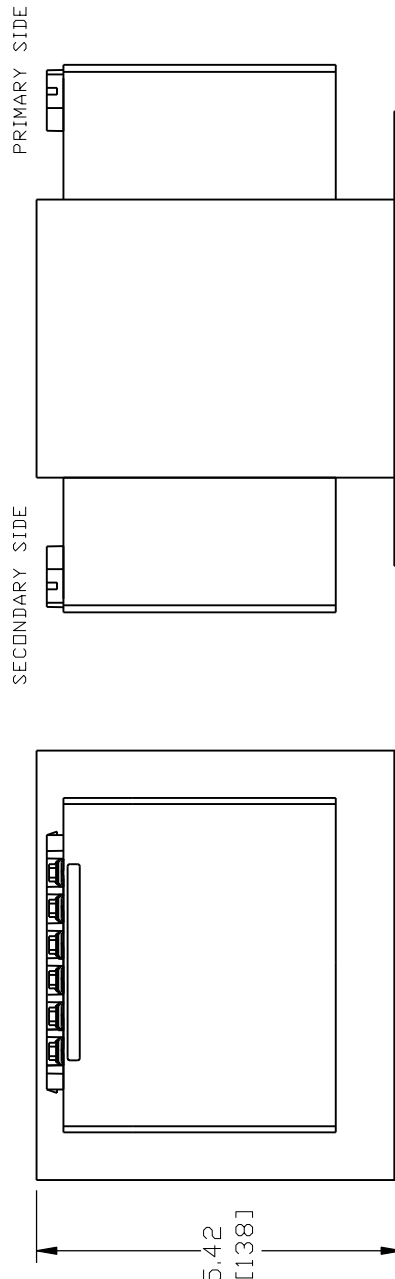
FINAL ASSY. B1K5-0322-3HA0
 B1K5-0322-3HB0

SCALE C

SIZE NONE
 B1K5-0322-3H



TERMINAL SCREWS ARE COMBINATION
 10-32 PHIL-SLOT-1/4" HEX WITH SEMS WASHER



MICRON TRANSFORMER
 800 464-4660
 www.MicronTransformers.com

ImperVITRAN
 U.S. PAT. NO. 3518040

1.5 KVA 50/60 HZ
 TEMP CL 180 °C
 CAT. NO. B1K5-0322-3H

UL LISTED 702X
 33135

N/A H1 H2 H3 H4
 N/A X1 X2 X3 X4

CONNECTION DIAGRAM CORRECTED	JAW	04/06/17
CUSTOMER REQUEST UPDATE PART LABEL	PJA	08/23/13
FORMAT REVISED	RN	09/16/08
REVISIONS	BY	DATE