

OVERVIEW

MOTOR SPECIFICATIONS

LINEAR SYSTEMS

CONNECTIVITY

PERIPHERALS

IP 65 MODELS &amp; CONNECTIVITY


POWER SUPPLIES &amp; SHUNTS

GEAR HEADS

SOFTWARE

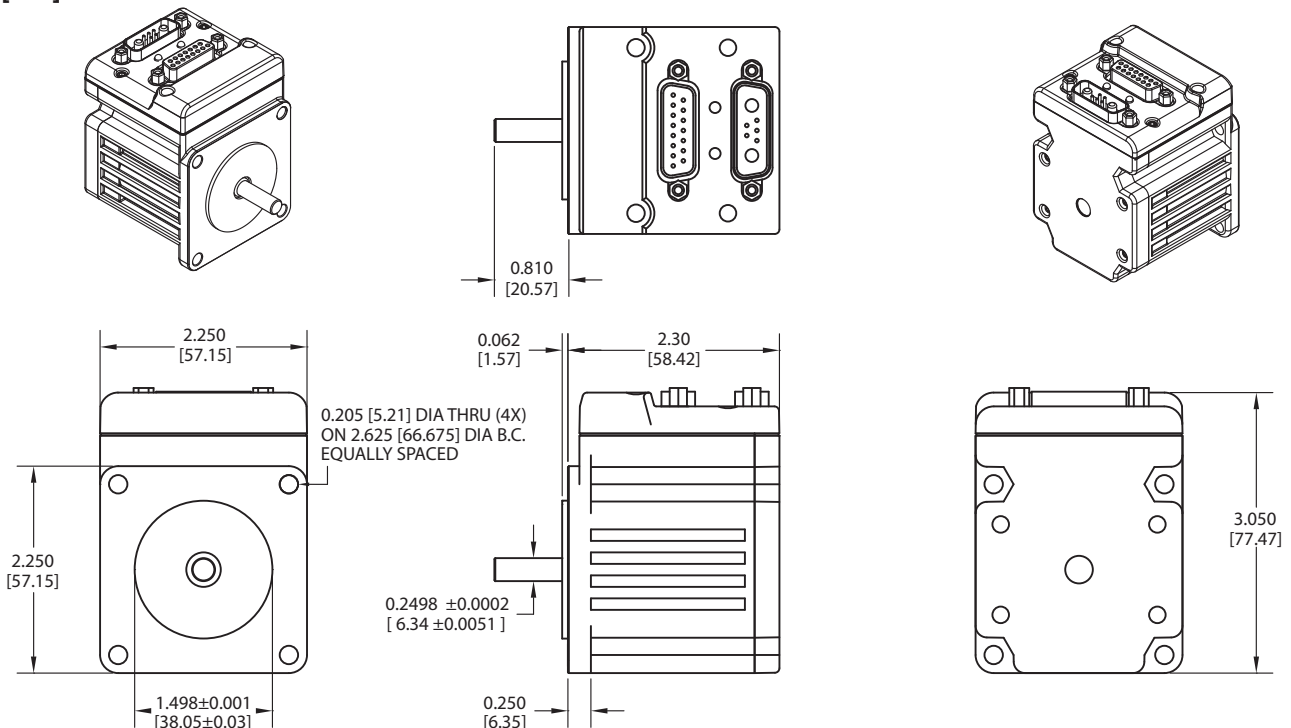
APPENDIX

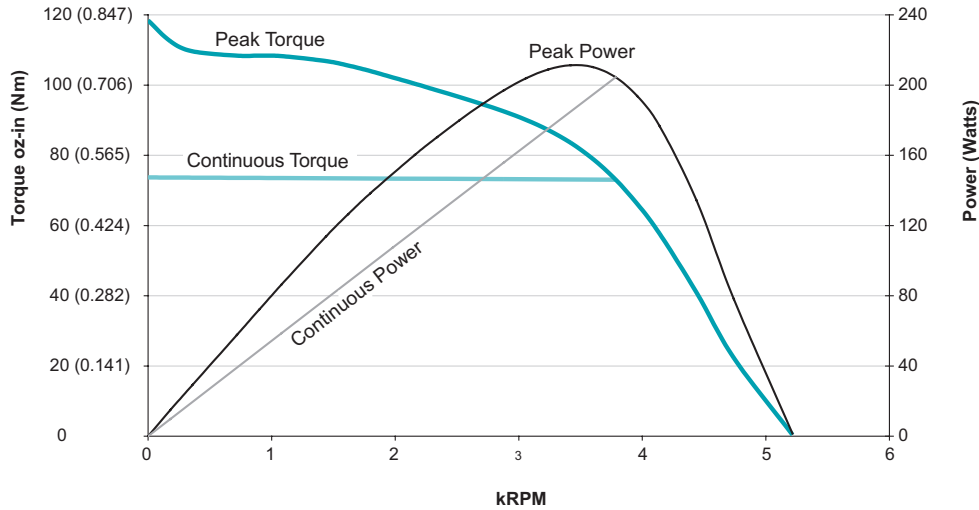
SM23165DT		
Continuous Torque	4.61	in-lb
	74	oz-in
	0.52	N-m
Peak Torque	7.40	in-lb
	118	oz-in
	0.84	N-m
Nominal Continuous Power	204	Watt
No Load Speed	5,200	RPM
Continuous Current @ Nominal Power	6.1	Amps
Voltage Constant	9.08	V/kRPM
Winding Resistance	0.7	ohms
Encoder Resolution	4,000	Counts/Rev
Rotor Inertia	0.001	oz-in-sec <sup>2</sup>
	0.706	10 <sup>-5</sup> Kg-m <sup>2</sup>
Weight	1.3	lb
	0.59	kg
Shaft Diameter	0.250	in
	6.35	mm
Shaft, Radial Load	7	lb
	3.18	kg
Shaft, Axial Thrust Load	3	lb
	1.36	kg
DeviceNet Available	Yes	
ProfiBus Available	Yes	
CANopen Available	Yes	



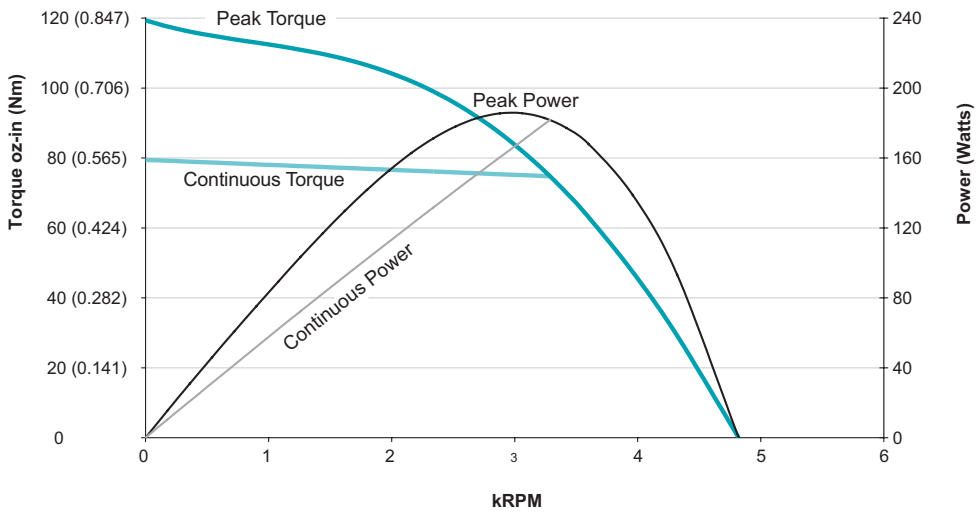
## Animatics SmartMotor™ SM23165DT (No Options) CAD Drawing

in [mm]

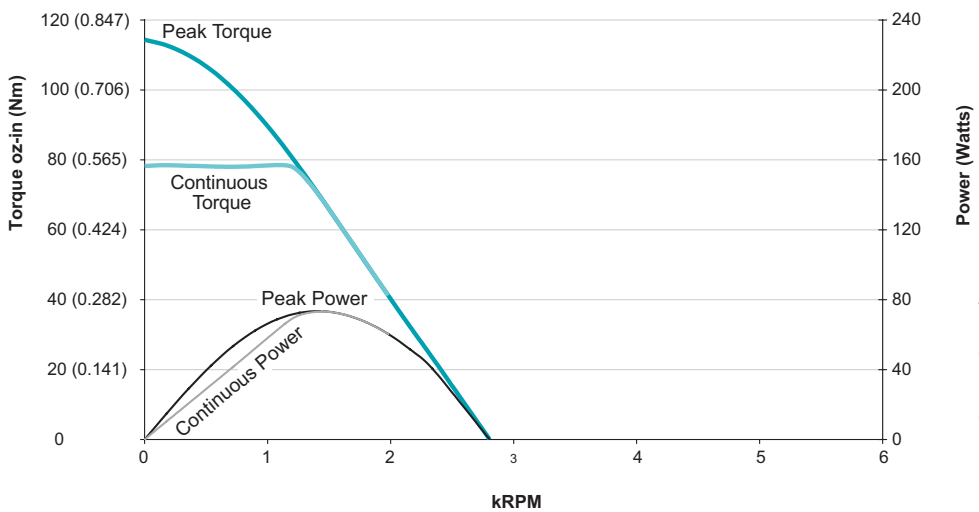




**SM23165DT**  
at 48 VDC  
at rise to 85°C



**SM23165DT**  
at 42 VDC  
at rise to 85°C



**SM23165DT**  
at 24 VDC  
at rise to 85°C

All Torque curves based on 25°C ambient.  
Motors were operated in Trap-Commutation Mode.  
Please consult factory for Sine-Commutation Torque Curves.