

OVERVIEW

MOTOR SPECIFICATIONS

LINEAR SYSTEMS

CONNECTIVITY

PERIPHERALS

IP 65 MODELS & CONNECTIVITY

POWER SUPPLIES & SHUNTS

GEAR HEADS

SOFTWARE

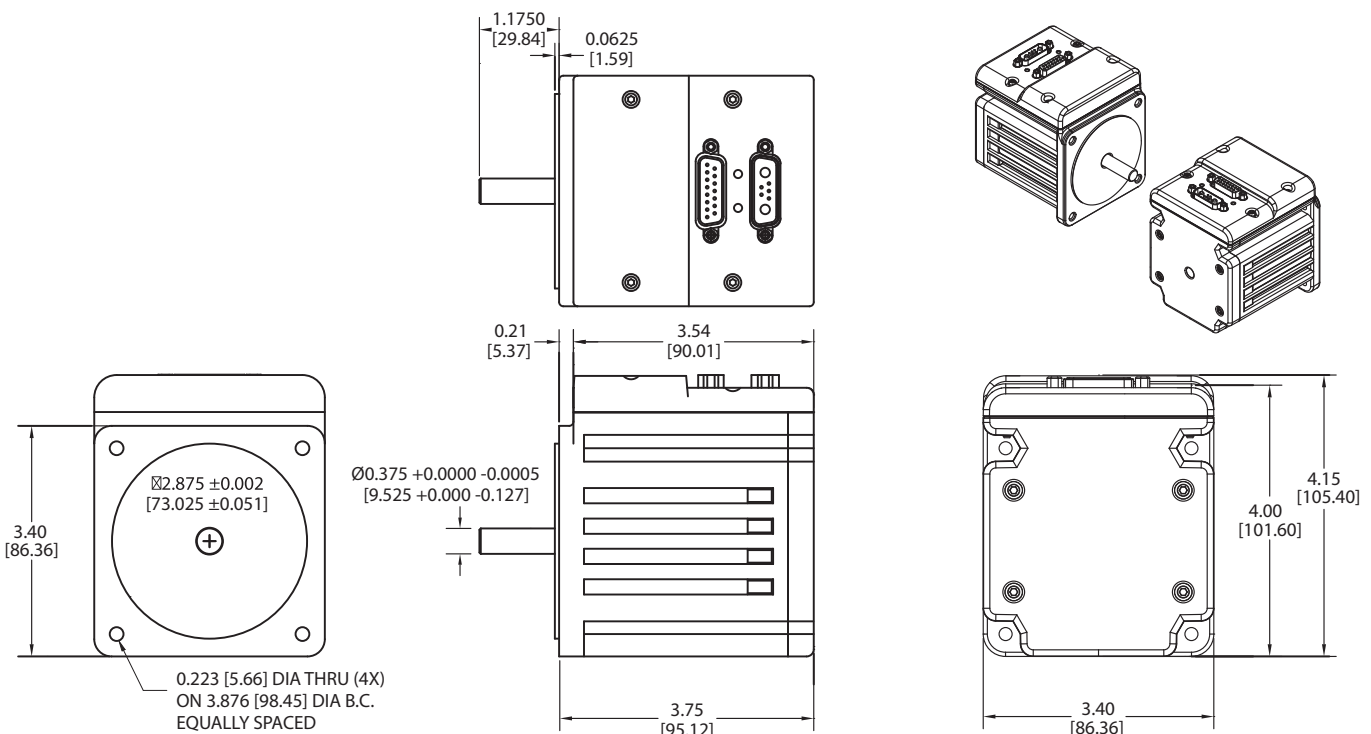
APPENDIX

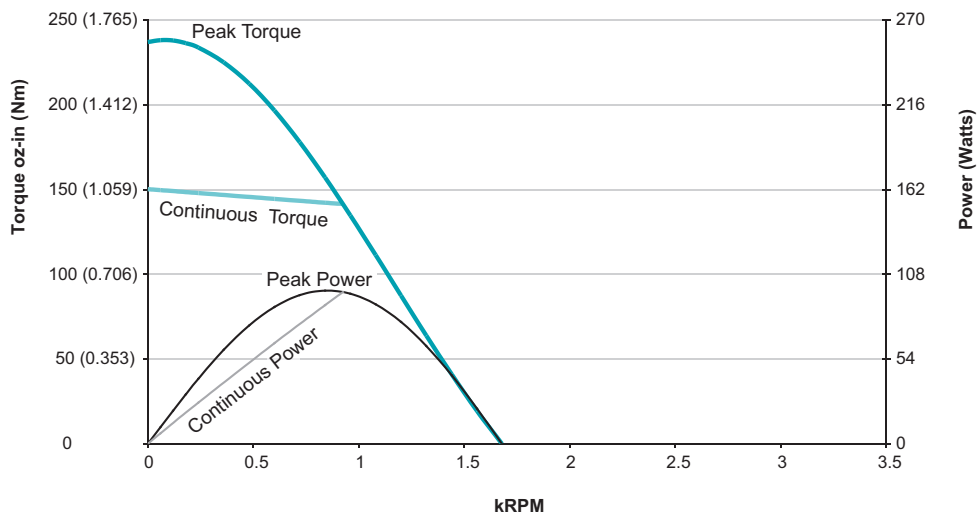
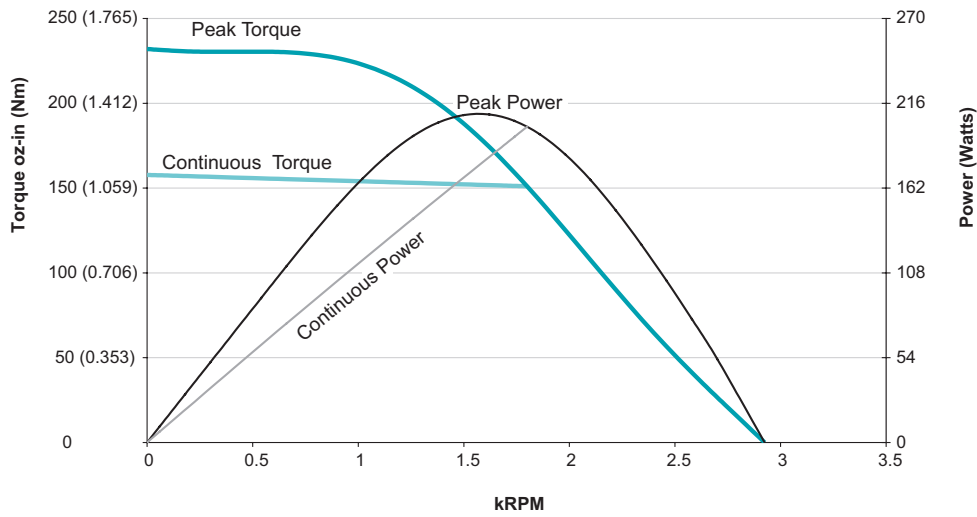
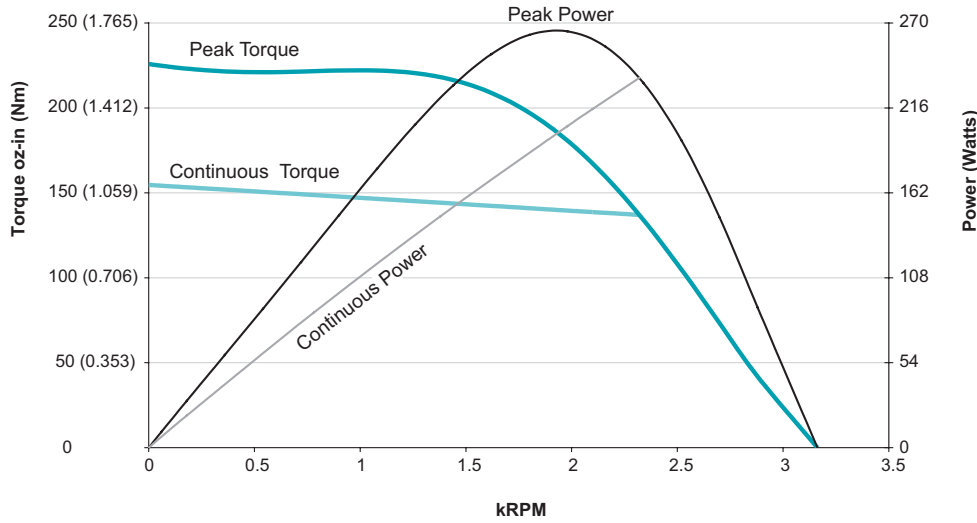
SM34165D		
Continuous Torque	9.67	in-lb
	155	oz-in
	1.09	N-m
Peak Torque	14.12	in-lb
	226	oz-in
	1.60	N-m
Nominal Continuous Power	235	Watt
No Load Speed	3,100	RPM
Continuous Current @ Nominal Power	7.4	Amps
Voltage Constant	15.5	V/kRPM
Winding Resistance	0.6	ohms
Encoder Resolution	8,000	Counts/Rev
Rotor Inertia	0.014	oz-in-sec ²
	9.890	10 ⁻⁵ Kg-m ²
Weight	5.0	lb
	2.27	kg
Shaft Diameter	0.375	in
	9.53	mm
Shaft, Radial Load	15	lb
	6.80	kg
Shaft, Axial Thrust Load	3	lb
	1.36	kg
DeviceNet Available	Yes	
ProfiBus Available	Yes	
CANopen Available	Yes	



Animatics SmartMotor™ SM34165D (No Options) CAD Drawing

in [mm]





All Torque curves based on 25°C ambient.
 Motors were operated in Trap-Commutation Mode.
 Please consult factory for Sine-Commutation Torque Curves.