

OVERVIEW

MOTOR SPECIFICATIONS

LINEAR SYSTEMS

CONNECTIVITY

PERIPHERALS

IP 65 MODELS & CONNECTIVITY

POWER SUPPLIES & SHUNTS

GEAR HEADS

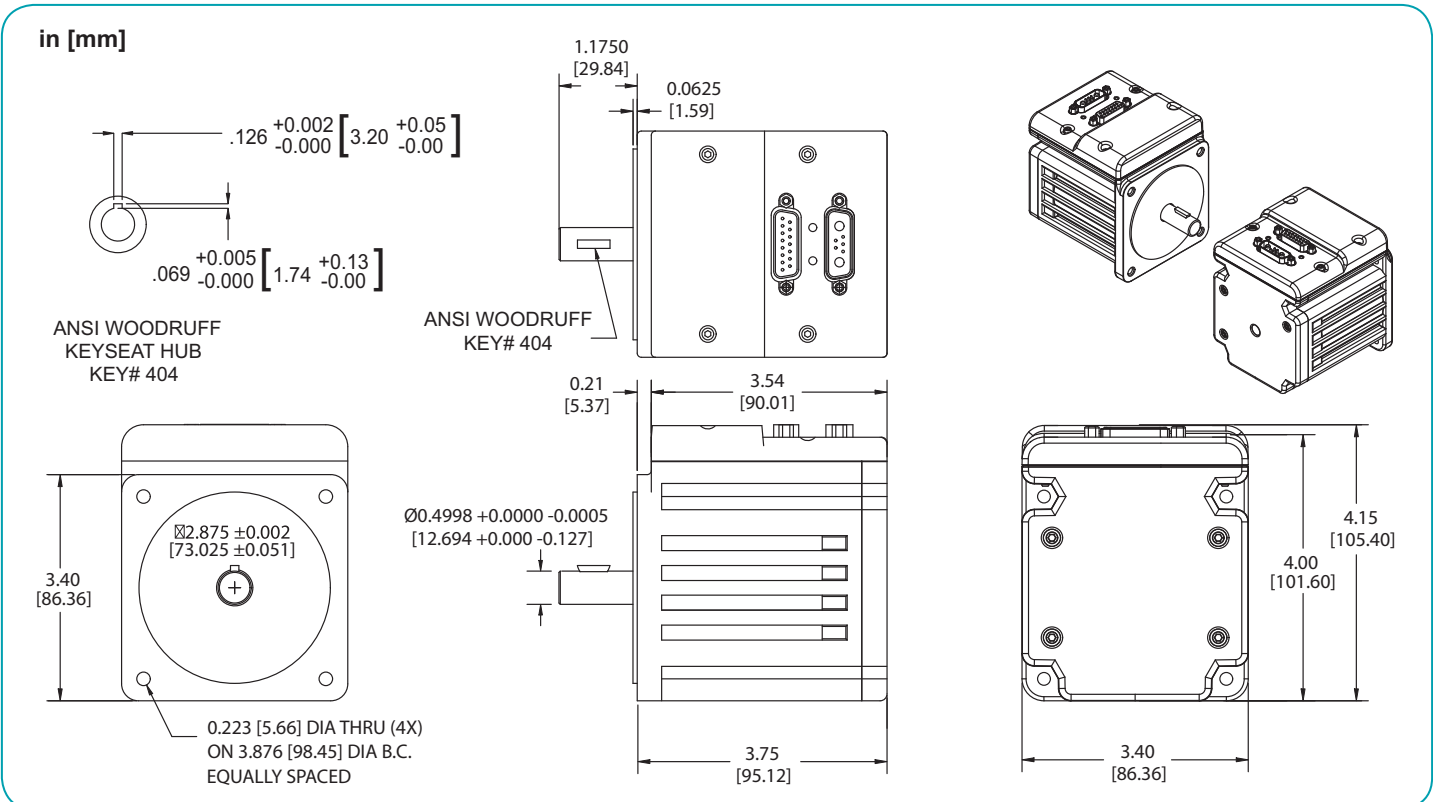
SOFTWARE

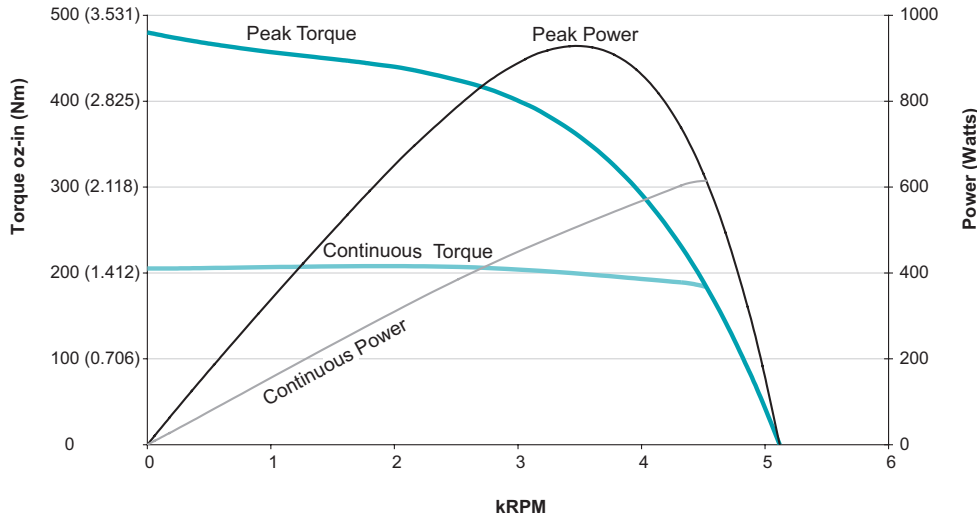
APPENDIX

SM34165DT		
Continuous Torque	12.83	in-lb
	205	oz-in
	1.45	N-m
Peak Torque	30.00	in-lb
	480	oz-in
	3.39	N-m
Nominal Continuous Power	615	Watt
No Load Speed	5,100	RPM
Continuous Current @ Nominal Power	15.5	Amps
Voltage Constant	8.9	V/kRPM
Winding Resistance	0.06	ohms
Encoder Resolution	8,000	Counts/Rev
	0.0142	oz-in-sec ²
Rotor Inertia	10.031	10 ⁻⁵ Kg-m ²
	5.5	lb
Weight	2.49	kg
	0.500	in
Shaft Diameter	12.70	mm
	30	lb
Shaft, Radial Load	13.61	kg
	3	lb
Shaft, Axial Thrust Load	1.36	kg
	DeviceNet Available	Yes
ProfiBus Available	Yes	
CANopen Available	Yes	

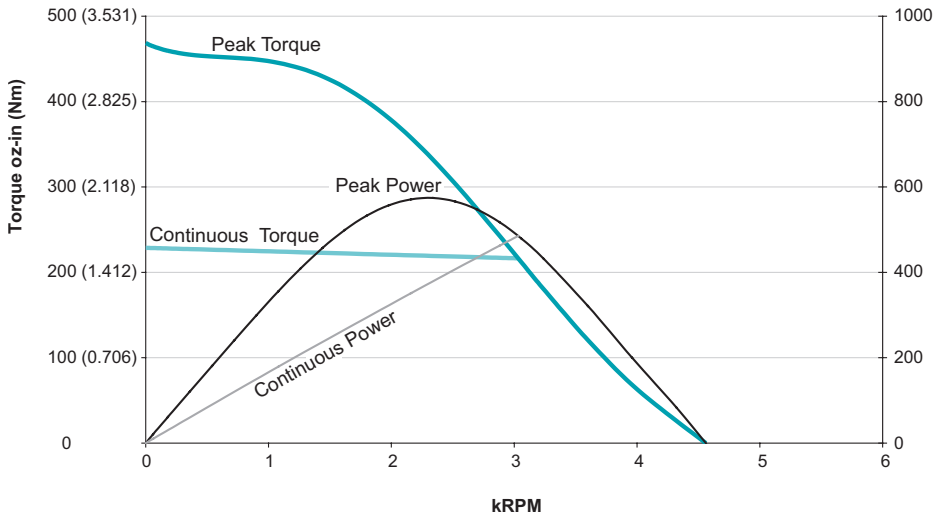


Animatics SmartMotor™ SM34165DT (No Options) CAD Drawing

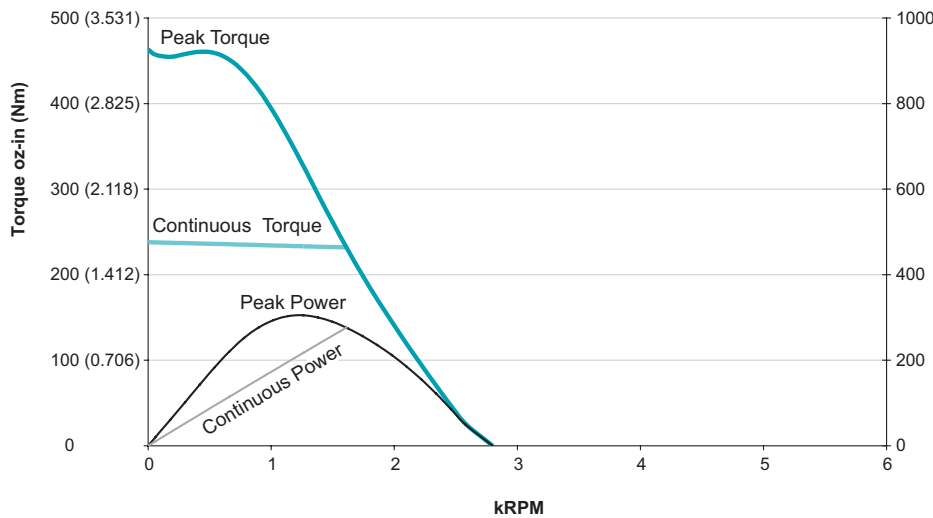




SM34165DT
at 48 VDC
at rise to 85°C



SM34165DT
at 42 VDC
at rise to 85°C



SM34165DT
at 24 VDC
at rise to 85°C

All Torque curves based on 25°C ambient.
 Motors were operated in
 Trap-Commutation Mode.
 Please consult factory for Sine-Commutation
 Torque Curves.