

UC-5100 Series

Arm-based Industrial computing platform for industrial automation



Features and Benefits

- Armv7 Cortex-A8 1000 MHz processor
- Dual auto-sensing 10/100 Mbps Ethernet ports
- 4 software-selectable RS-232/422/485 ports supporting all signals
- Dual CAN ports with industrial CAN 2.0 A/B protocol supported
- Moxa Industrial Linux with 10-year long-term support
- Mini PCIe socket for Wi-Fi/cellular module
- SD slot for storage expansion
- Supports TPM v2.0 (optional)
- -40 to 85°C wide temperature range and -40 to 70°C with LTE enabled
- IEC 61000-6-2/6-4 standards for harsh industrial environments

Certifications

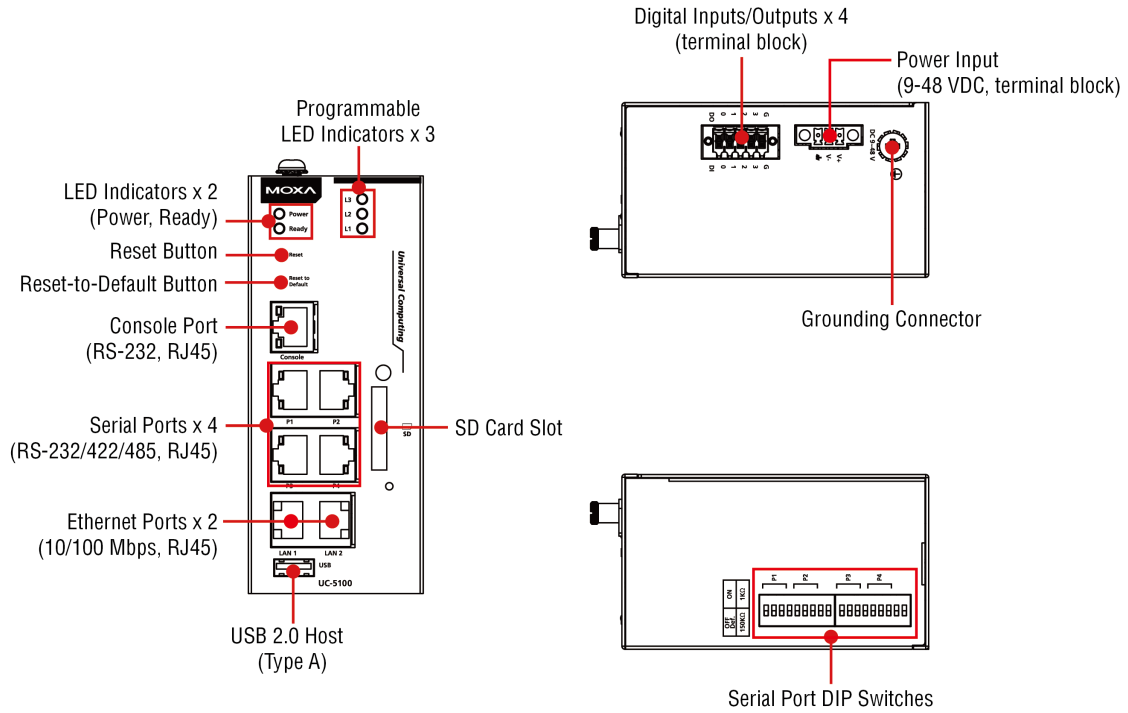


Introduction

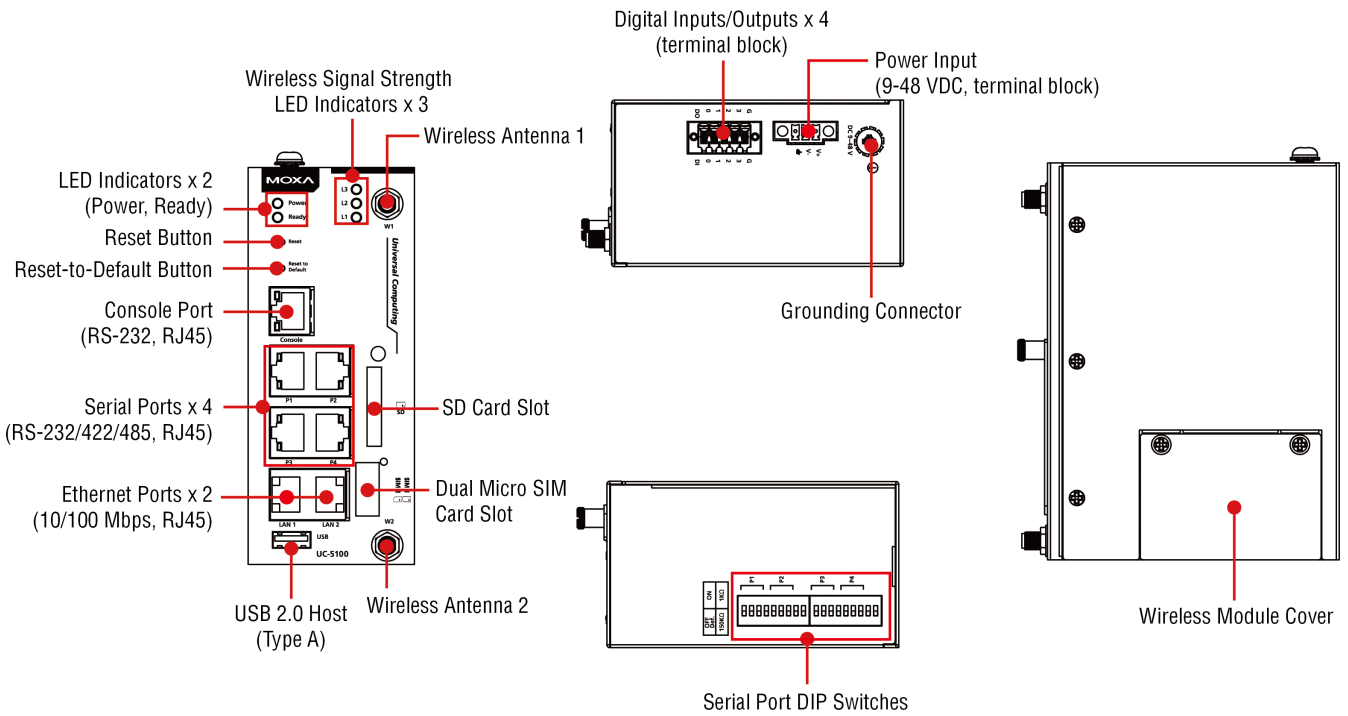
The UC-5100 Series embedded computers are designed for industrial automation applications. The computers feature 4 RS-232/422/485 full signal serial ports with adjustable pull-up/pull-down resistors, 2 CAN ports, 2 Ethernet ports, 4 digital input channels, 4 digital output channels, USB interface, and an SD slot in a compact, front-end access housing. To fulfill various industrial applications, the UC-5100 Series computing platform provides models with 2 CAN ports and a mini PCIe slot for wireless connections featuring a dual-SIM design for network redundancy. The UC-5100's vertical DIN-rail form factor makes it easy to install the computer in a small cabinet. This space-saving solution also facilitates easy wiring, making the UC-5100 a great choice as front-end embedded controllers for industrial applications. Furthermore, all models are equipped with Moxa Industrial Linux that comes with 10-year long-term support as well as optimized software features.

Appearance

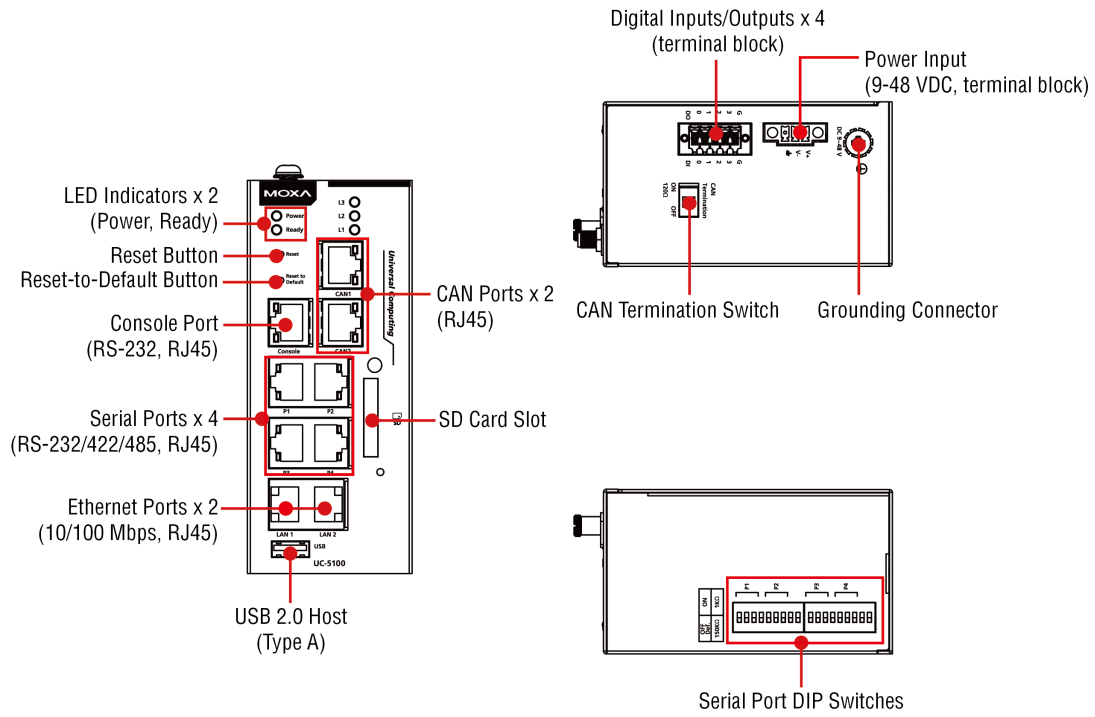
UC-5101



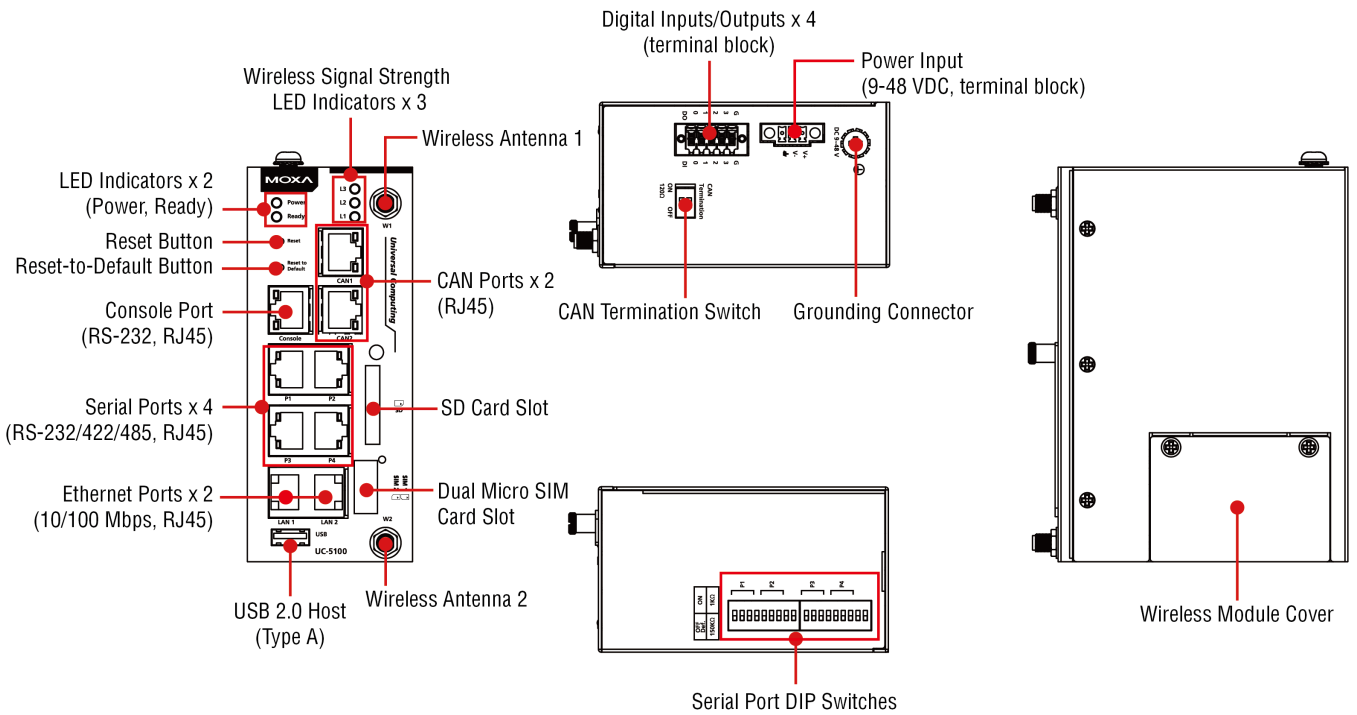
UC-5102



UC-5111



UC-5112



Specifications

Computer

CPU	Armv7 Cortex-A8 1 GHz
Pre-installed OS	Linux Debian 9 kernel 4.4 (Moxa Industrial Linux)
DRAM	512 MB DDR3
Storage Pre-installed	8 GB eMMC
Storage Slot	SD slots x 1

Computer Interface

USB 2.0	USB 2.0 hosts x 1, type-A connectors
Expansion Slots	mPCIe slot x 1
Number of SIMs	2
SIM Format	Micro
Serial Ports	RS-232/422/485 ports x 4, software selectable (RJ45)
Digital Input	DIs x 4
Digital Output	DOs x 4
Buttons	Reset button Dip switch for serial and CAN ports configuration
TPM	TPM v2.0 (Optional)
Console Port	RS-232 (TxD, RxD, GND), RJ45 output (115200, n, 8, 1)

Ethernet Interface

Ethernet Ports	Auto-sensing 10/100 Mbps ports (RJ45 connector) x 2
Magnetic Isolation Protection	1.5 kV (built-in)

Serial Interface

Serial Ports	4 x RS-232/422/485
Data Bits	5, 6, 7, 8
Parity	None, Even, Odd, Space, Mark
Stop Bits	1, 1.5, 2

Serial Signals

RS-232	TxD, RxD, RTS, CTS, DTR, DSR, DCD, GND
RS-422	Tx+, Tx-, Rx+, Rx-, GND
RS-485-2w	Data+, Data-, GND
RS-485-4w	Tx+, Tx-, Rx+, Rx-, GND

CAN Interface

No. of Ports	UC-5111-LX: 2 UC-5111-T-LX: 2 UC-5112-LX: 2 UC-5112-T-LX: 2
Signals	UC-5111-LX: CAN_L, CAN_H, CAN Signal GND UC-5111-T-LX: CAN_L, CAN_H, CAN Signal GND UC-5112-LX: CAN_L, CAN_H, CAN Signal GND UC-5112-T-LX: CAN_L, CAN_H, CAN Signal GND
Terminator	UC-5111-LX: N/A, 120 ohms (by DIP) UC-5111-T-LX: N/A, 120 ohms (by DIP) UC-5112-LX: N/A, 120 ohms (by DIP) UC-5112-T-LX: N/A, 120 ohms (by DIP)

Digital Inputs

Voltage	0 to 0.8 VDC 2.0 to 5.5 VDC
---------	--------------------------------

Digital Outputs

Current Rating	24 mA per channel
Voltage	0 to 0.55 VDC 2.5 to 3.3 VDC

LED Indicators

System	Power x 1 System Ready x 1
LAN	2 per port (10/100 Mbps)
Serial	2 per port (Tx, Rx)
CAN	UC-5111-LX: 2 per port (Tx, Rx) UC-5112-LX: 2 per port (Tx, Rx) UC-5111-T-LX: 2 per port (Tx, Rx) UC-5112-T-LX: 2 per port (Tx, Rx)
Wireless Signal Strength	UC-5112-LX: Cellular/Wi-Fi x 3 UC-5102-LX: Cellular/Wi-Fi x 3 UC-5102-T-LX: Cellular/Wi-Fi x 3 UC-5112-T-LX: Cellular/Wi-Fi x 3

Physical Characteristics

Housing	Metal
Weight	600 g (1.32 lb)
Dimensions	57 x 136 x 100 mm (2.24 x 5.35 x 3.94 in)
Installation	DIN-rail mounting Wall mounting (with optional kit)

Power Parameters

Input Voltage	9 to 48 VDC
Input Current	0.95 A @ 9 VDC, 0.23 A @ 48 VDC
Power Consumption	6 W

Environmental Limits

Operating Temperature	Standard Models: -10 to 60°C (14 to 140°F) Wide Temp. Models: <ul style="list-style-type: none">• Product only: -40 to 85°C (-40 to 185°F)• With LTE accessory: -40 to 70°C (-40 to 158°F)• With Wi-Fi accessory: -10 to 70°C (14 to 158°F)
Storage Temperature	UC-5101-LX: -20 to 70°C (-4 to 158°F) UC-5102-LX: -20 to 70°C (-4 to 158°F) UC-5111-LX: -20 to 70°C (-4 to 158°F) UC-5112-LX: -20 to 70°C (-4 to 158°F) UC-5101-T-LX: -40 to 85°C (-40 to 185°F) UC-5102-T-LX: -40 to 85°C (-40 to 185°F) UC-5111-T-LX: -40 to 85°C (-40 to 185°F) UC-5112-T-LX: -40 to 85°C (-40 to 185°F)
Ambient Relative Humidity	5 to 95% (non-condensing)
Vibration	2 Grms @ IEC 60068-2-64, random wave, 5-500 Hz, 1 hr per axis (without any USB devices attached)
Shock	IEC 60068-2-27

Standards and Certifications

Safety	UL 60950-1 EN 60950-1 IEC 60950-1
EMC	EN 55032/24 EN 61000-6-2/-6-4
EMI	CISPR 32, FCC Part 15B Class A
EMS	IEC 61000-4-2 ESD: Contact: 4 kV; Air: 8 kV IEC 61000-4-3 RS: 80 MHz to 1 GHz: 10 V/m IEC 61000-4-4 EFT: Power: 2 kV; Signal: 1 kV IEC 61000-4-5 Surge: Power: 2 kV; Signal: 1 kV IEC 61000-4-6 CS: 10 V IEC 61000-4-8 PFMF
Green Product	RoHS, CRoHS, WEEE

Reliability

Alert Tools	External RTC (real-time clock)
Automatic Reboot Trigger	External WDT (watchdog timer)

MTBF

Time	UC-5101-LX: 728,216 hrs UC-5101-T-LX: 728,216 hrs UC-5102-LX: 704,409 hrs UC-5102-T-LX: 704,409 hrs UC-5111-LX: 584,470 hrs UC-5111-T-LX: 584,470 hrs UC-5112-LX: 568,997 hrs UC-5112-T-LX: 568,997 hrs
Standards	Telcordia (Bellcore) Standard TR/SR

Warranty

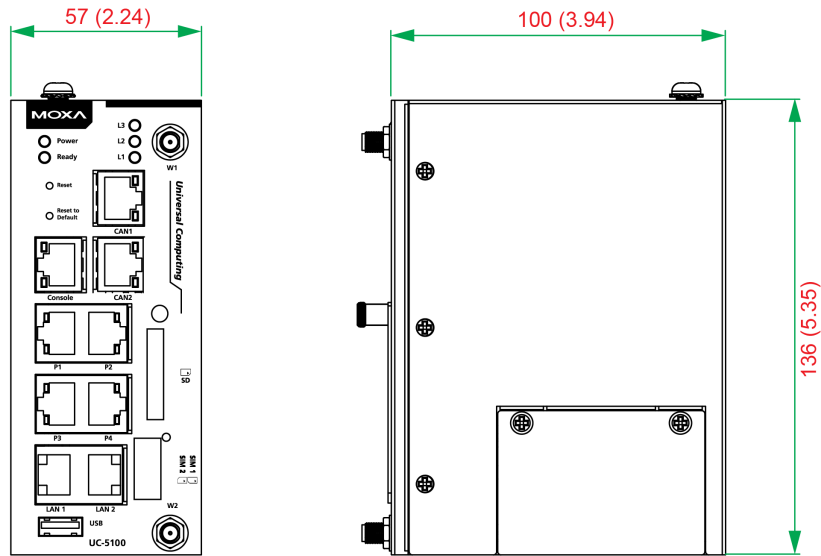
Warranty Period	5 years
Details	See www.moxa.com/warranty

Package Contents

Device	1 x UC-5100 Series computer
Installation	1 x DIN-rail kit (preinstalled) 1 x power jack
Cable	1 x RJ45-to-DB9 console cable
Documentation	1 x quick installation guide 1 x warranty card

Dimensions

Unit: mm (inch)



Ordering Information

Model Name	CPU	RAM	Storage	Ethernet	Serial	CAN	microSD	USB	Mini PCIe	Operating Temp.
UC-5101-LX	1 GHz	512 MB	8 GB	2	4	–	1	1	–	-10 to 60°C
UC-5102-LX	1 GHz	512 MB	8 GB	2	4	–	1	1	1 (dual-SIM socket)	-10 to 60°C
UC-5111-LX	1 GHz	512 MB	8 GB	2	4	2	1	1	–	-10 to 60°C
UC-5112-LX	1 GHz	512 MB	8 GB	2	4	2	1	1	1 (dual-SIM socket)	-10 to 60°C
UC-5101-T-LX	1 GHz	512 MB	8 GB	2	4	–	1	1	–	-40 to 85°C
UC-5102-T-LX	1 GHz	512 MB	8 GB	2	4	–	1	1	1 (dual-SIM socket)	-40 to 85°C
UC-5111-T-LX	1 GHz	512 MB	8 GB	2	4	2	1	1	–	-40 to 85°C
UC-5112-T-LX	1 GHz	512 MB	8 GB	2	4	2	1	1	1 (dual-SIM socket)	-40 to 85°C

© Moxa Inc. All rights reserved. Updated Jan 24, 2019.

This document and any portion thereof may not be reproduced or used in any manner whatsoever without the express written permission of Moxa Inc. Product specifications subject to change without notice. Visit our website for the most up-to-date product information.