

## MODEL LFIL - GENERAL PURPOSE LINE FILTER

### DESCRIPTION

This line filter can be used in AC or DC power supply lines to attenuate conducted Electro-Magnetic Interference (EMI). EMI is the most common cause of erratic operation in electronic equipment. Line filters should be installed close to electronic equipment and mounted directly to a metal enclosure that is connected to earth ground (protective earth).

*Note: Always connect the earth lead of the filter to the power line ground (protective earth).*

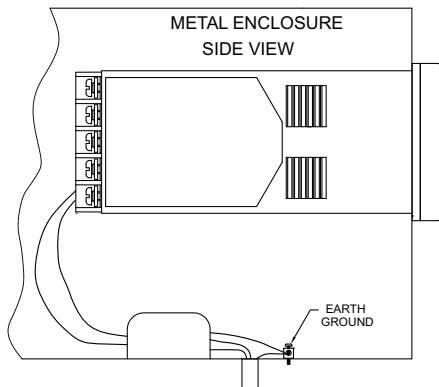


Figure 1

The ideal location for the line filter is directly inside the metal enclosure in which the unit is mounted when the source of EMI is external to the enclosure (See Figure 1). Mount the filter where the power enters the enclosure. If the enclosure contains many different types of equipment or EMI generating devices, such as motors or contactors, then the EMI source may be inside the enclosure. In this case, mount the line filter as close to the unit as possible (See Figure 2).

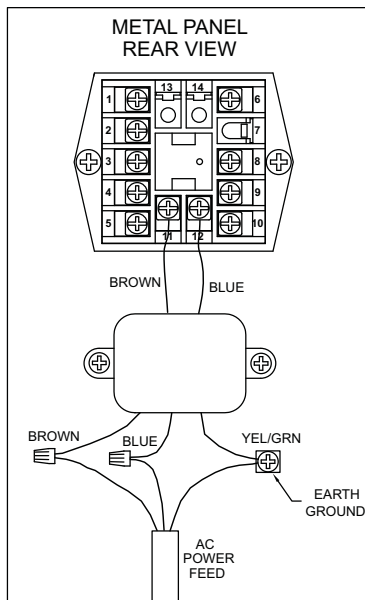
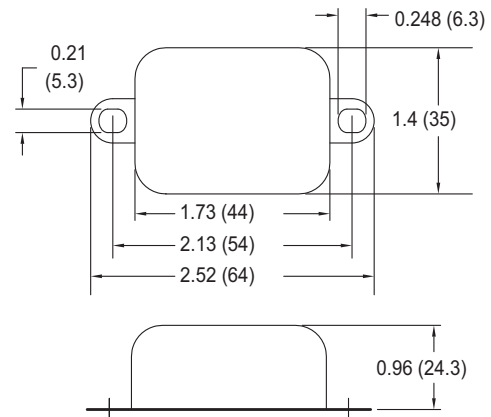


Figure 2

If the panel and enclosure are non-conductive, then the power feed ground is the only earth ground connection. Connecting only the earth lead of the filter to the earth ground without mounting the filter directly to a metal enclosure will not be as effective.

### DIMENSIONS In inches (mm)



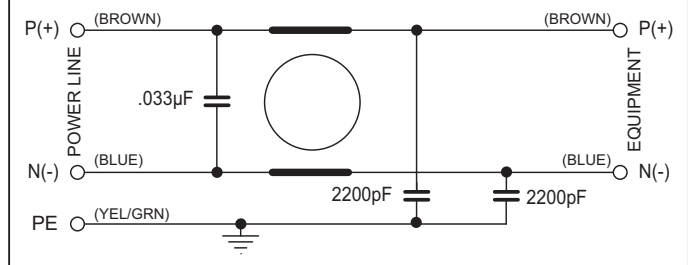
### SPECIFICATIONS

- CURRENT RATING:** 1.15 A @ 25°C ; 1 A @ 40°C
- LEAKAGE CURRENT:** 0.74 mA/Lead @ 230 V, 50 Hz
- INDUCTANCE:** 12 mH
- CONNECTIONS:** Flexible wires 20 AWG
- HIPOT TEST VOLTAGE:** P→E: 2 KV for 2 sec  
P→N: 760 VAC for 2 sec
- MAX OPERATING VOLTAGE:** 250 VAC, 50/60 Hz
- OPERATING FREQUENCY:** DC to 400 Hz
- TEMPERATURE RANGE:** -25°C to +100°C
- WEIGHT:** 2.29 oz. (65 g)

UL recognized component

(Schaffner, PN# FN2010-1/07, File # E64388)

### BLOCK DIAGRAM



### ORDERING INFORMATION

MODEL NO.	DESCRIPTION	PART NUMBER
LFIL	General Purpose Line Filter	LFIL0000



Do not dispose of unit in trash - Recycle