

STAINLESS STEEL FRONT FACE



Stainless Steel Front Face

TURCK's heavy-duty stainless steel construction:

- Protects the barrel and internal electronics from damage due to impact
- Protects the sensing face from damage due to abrasion
- Available with PTFE or **weldguard**[®] coating for protection against weld slag
- No areas of entry, preventing oils and lubricants from seeping into the sensor
- One piece stainless steel housing



Also Protects Against:
Abrasion

Stainless Steel Front Face Selection Guide



Style	Stainless Steel Front Face Barrel			
Housing	8 mm	12 mm	18 mm	30 mm
Sensing Range		2 mm	5 mm	10 mm
Pages	2	4	6	8

TURCK

Stainless Steel Front Face



Housing Style	Part Number	ID Number	Features	Sensing Range (mm)	Output
8 mm - Embeddable, eurofast® Connection, Stainless Steel Front Face 	Bi 1.5-EG08F-AG6X-H1341	M4614631		1.5	2-Wire DC
8 mm - Embeddable, eurofast Connection, Stainless Steel Front Face 	Bi 1.5-EG08F-AN6X-H1341	M4614630	Ext. Range	1.5	3-Wire DC NPN
	Bi 3-EG08FE-AN6X-H1341	M4614711		3	
	Bi 1.5-EG08F-AP6X-H1341	M4614629	Ext. Range	1.5	3-Wire DC PNP
Bi 1.5-EGT08F-AP6X-H1341	M4614678	1.5			
Bi 3-EG08FE-AP6X-H1341	M4614703	3			
8 mm - Nonembeddable, eurofast Connection, Stainless Steel Front Face 	Ni 6-EG08FE-AN6X-H1341	M4614713	Ext. Range	6	3-Wire DC NPN
	Ni 6-EG08FE-AP6X-H1341	M4614705	Ext. Range	6	3-Wire DC PNP
8 mm - Embeddable, Potted-In Cable, Stainless Steel Front Face 	Bi 1.5-EG08F-AG6X	M4614628		1.5	2-Wire DC
Bi 1.5-EGT08F-AG6X	M4614677	1.5			
8 mm - Embeddable, Potted-In Cable, Stainless Steel Front Face 	Bi 1.5-EG08F-AN6X	M4614627	Ext. Range	1.5	3-Wire DC NPN
	Bi 3-EG08FE-AN6X	M4614712		3	
	Bi 1.5-EG08F-AP6X	M4614626	Ext. Range	1.5	3-Wire DC PNP
	Bi 3-EG08FE-AP6X	M4614704		3	
8 mm - Nonembeddable, Potted-In Cable, Stainless Steel Front Face 	Ni 6-EG08FE-AP6X	M4614719	Ext. Range	6	3-Wire DC PNP

Note: weldguard and PTFE coating available upon request.



Voltage	Switching Freq. (Hz)	Operating Current (mA)	Operating Temp. (°C)	Protection	Housing	Face	Power LED	Output LED	Mating Cordset, Cable Length/Jacket	Wiring Diagram #	Wiring Diagrams
10-30 VDC	1000	≤200	-25 to +70	IP67 /IP68	SS	SS	N/A	YE	RKC 4T-*/S1587	1	Diagram 1
10-30 VDC	1000	≤200	-25 to +70	IP67 /IP68	SS	SS	N/A	YE	RKC 4T-*/S1587	2	Diagram 2
10-30 VDC	1000	≤200	-25 to +70	IP67 /IP68	SS	SS	N/A	YE	RKC 4T-*/S1587	3	Diagram 3
10-30 VDC	1000	≤200	-25 to +70	IP67 /IP68	SS	SS	N/A	YE	RKC 4T-*/S1587	2	Diagram 4
10-30 VDC	1000	≤200	-25 to +70	IP67 /IP68	SS	SS	N/A	YE	RKC 4T-*/S1587	3	Diagram 5
10-30 VDC	1000	≤200	-25 to +70	IP67 /IP68	SS	SS	N/A	YE	RKC 4T-*/S1587	4	Diagram 5
10-30 VDC	1000	≤200	-25 to +70	IP67 /IP68	SS	SS	N/A	YE	RKC 4T-*/S1587	5	Diagram 6
10-30 VDC	1000	≤200	-25 to +70	IP67 /IP68	SS	SS	N/A	YE	RKC 4T-*/S1587	6	Diagram 6
10-30 VDC	1000	≤200	-25 to +70	IP67 /IP68	SS	SS	N/A	YE	RKC 4T-*/S1587	6	Diagram 6

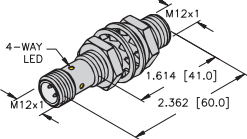
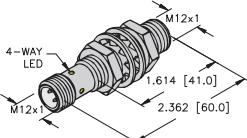
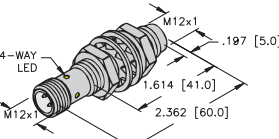
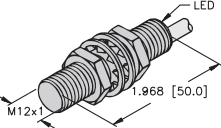
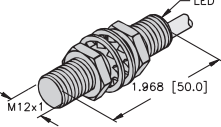
Stainless Steel Front Face

* Length in meters.

TURCK

Stainless Steel Front Face



Housing Style	Part Number	ID Number	Features	Sensing Range (mm)	Output	
12 mm - Embeddable, eurofast[®] Connection, Stainless Steel Front Face 	Bi 2-EG12F-AG6X-H1141	M4614637		2	2-Wire DC	
	Bi 2-EGT12F-AG6X-H1141	M4614698		2		
12 mm - Embeddable, eurofast Connection, Stainless Steel Front Face 	Bi 2-EG12F-AN6X-H1141	M4614636	PTFE Ext. Range	2	3-Wire DC NPN	
	Bi 2-EGT12F-AN6X-H1141	M4614699		2		
	Bi 6-EG12FE-AN6X-H1141	M4614714		6		
		Bi 2-EG12F-AP6X-H1141	M4614635	PTFE Ext. Range	2	3-Wire DC PNP
		Bi 2-EGT12F-AP6X-H1141	M4614697		2	
		Bi 6-EG12FE-AP6X-H1141	M4614706		6	
12 mm - Nonembeddable, eurofast Connection, Stainless Steel Front Face 	Ni 10-EG12FE-AN6X-H1141	M4614715	Ext. Range	10	3-Wire DC NPN	
	Ni 10-EG12FE-AP6X-H1141	M4614707	Ext. Range	10	3-Wire DC PNP	
12 mm - Embeddable, Potted-In Cable, Stainless Steel Front Face 	Bi 2-EG12F-AG6X	M4614634		2	2-Wire DC	
12 mm - Embeddable, Potted-In Cable, Stainless Steel Front Face 	Bi 2-EG12F-AN6X	M4614633	Ext. Range	2	3-Wire DC NPN	
	Bi 6-EG12FE-AN6X	M4614721		6		
	Bi 2-EG12F-AP6X	M4614632	Ext. Range	2	3-Wire DC PNP	
	Bi 6-EG12FE-AP6X	M4614720		6		

Note: weldguard and PTFE coating available upon request.




Voltage	Switching Freq. (Hz)	Operating Current (mA)	Operating Temp. (°C)	Protection	Housing	Face	Power LED	Output LED	Mating Cordset	Wiring Diagram #	Wiring Diagrams
10-30 VDC	600	≤200	-25 to +70	IP67/IP68	SS	SS	N/A	YE	RKC 4T-*/S1587	1	Diagram 1
	600	≤200	-25 to +70	IP67/IP68	SS	SS	N/A	YE		1	
10-30 VDC	600	≤200	-25 to +70	IP67/IP68	SS	SS	N/A	YE	RKC 4T-*/S1587	2	Diagram 2
	600	≤200	-25 to +70	IP67/IP68	SS	SS	N/A	YE	RKC 4T-*/S1587	2	
	600	≤200	-25 to +70	IP67/IP68	SS	SS	N/A	YE	RKC 4T-*/S1587	2	
10-30 VDC	600	≤200	-25 to +70	IP67/IP68	SS	SS	N/A	YE	RKC 4T-*/S1587	3	Diagram 3
	600	≤200	-25 to +70	IP67/IP68	SS	SS	N/A	YE	RKC 4T-*/S1587	3	
	600	≤200	-25 to +70	IP67/IP68	SS	SS	N/A	YE	RKC 4T-*/S1587	3	
10-30 VDC	600	≤200	-25 to +70	IP67/IP68	SS	SS	N/A	YE	RKC 4T-*/S1587	2	Diagram 4
10-30 VDC	600	≤200	-25 to +70	IP67/IP68	SS	SS	N/A	YE	RKC 4T-*/S1587	3	
10-30 VDC	600	≤200	-25 to +70	IP67/IP68	SS	SS	N/A	YE	2M/PVC	4	Diagram 5
	600	≤200	-25 to +70	IP67/IP68	SS	SS	N/A	YE	2M/PUR	5	Diagram 6
10-30 VDC	600	≤200	-25 to +70	IP67/IP68	SS	SS	N/A	YE	2M/PVC	6	
	600	≤200	-25 to +70	IP67/IP68	SS	SS	N/A	YE	2M/PUR	6	

* Length in meters.

Stainless Steel Front Face

TURCK

Stainless Steel Front Face



Housing Style	Part Number	ID Number	Features	Sensing Range (mm)	Output
18 mm - Embeddable, eurofast[®] Connection, Stainless Steel Front Face 	Bi 5-EG18F-AG6X-H1141	M4614643		5	2-Wire DC
18 mm - Embeddable, eurofast Connection, Stainless Steel Front Face 	Bi 5-EG18F-AN6X-H1141	M4614642	PTFE Ext. Range	5	3-Wire DC NPN
	Bi 5-EGT18F-AN6X-H1141	M4614672		5	
	Bi 10-EG18F-AN6X-H1141	M4614716		10	
18 mm - Embeddable, eurofast Connection, Stainless Steel Front Face 	Bi 5-EG18F-AP6X-H1141	M4614641	PTFE Ext. Range	5	3-Wire DC PNP
	Bi 5-EGT18F-AP6X-H1141	M4614675		5	
	Bi 10-EG18F-AP6X-H1141	M4614708		10	
18 mm - Nonembeddable, eurofast Connection, Stainless Steel Front Face 	Ni 20-EG18FM-AN6X-H1141	M4614717	Ext. Range	20	3-Wire DC NPN
	Ni 20-EG18FM-AP6X-H1141	M4614709	Ext. Range	20	3-Wire DC PNP
18 mm - Embeddable, Potted-In Cable, Stainless Steel Front Face 	Bi 5-EG18F-AG6X	M4614640		5	2-Wire DC
18 mm - Embeddable, Potted-In Cable, Stainless Steel Front Face 	Bi 5-EG18F-AN6X	M4614639	Ext. Range	5	3-Wire DC NPN
	Bi 10-EG18F-AN6X	M4614723		10	
	Bi 10-EG18F-AP6X	M4614722		10	

Note: weldguard and PTFE coating available upon request.




Voltage	Switching Freq. (Hz)	Operating Current (mA)	Operating Temp. (°C)	Protection	Housing	Face	Power LED	Output LED	Mating Cordset	Wiring Diagram #	Wiring Diagrams
10-30 VDC	200	≤200	-25 to +70	IP67/IP68	SS	SS	N/A	YE	RKC 4T-*/S1587	1	Diagram 1
10-30 VDC	200	≤200	-25 to +70	IP67/IP68	SS	SS	N/A	YE	RKC 4T-*/S1587	2	Diagram 2
	200	≤200	-25 to +70	IP67/IP68	SS	SS	N/A	YE	RKC 4T-*/S1587	2	
	200	≤200	-25 to +70	IP67/IP68	SS	SS	N/A	YE	RKC 4T-*/S1587	2	
10-30 VDC	200	≤200	-25 to +70	IP67/IP68	SS	SS	N/A	YE	RKC 4T-*/S1587	3	Diagram 3
	200	≤200	-25 to +70	IP67/IP68	SS	SS	N/A	YE	RKC 4T-*/S1587	3	
	200	≤200	-25 to +70	IP67/IP68	SS	SS	N/A	YE	RKC 4T-*/S1587	3	
10-30 VDC	200	≤200	-25 to +70	IP67/IP68	SS	SS	N/A	YE	RKC 4T-*/S1587	2	Diagram 4
10-30 VDC	200	≤200	-25 to +70	IP67/IP68	SS	SS	N/A	YE	RKC 4T-*/S1587	3	
10-30 VDC	200	≤200	-25 to +70	IP67/IP68	SS	SS	N/A	YE	2M/PVC	4	Diagram 5
10-30 VDC	600	≤200	-25 to +70	IP67/IP68	SS	SS	N/A	YE	2M/PVC	5	Diagram 6
	600	≤200	-25 to +70	IP67/IP68	SS	SS	N/A	YE	2M/PUR	5	
10-30 VDC	600	≤200	-25 to +70	IP67/IP68	SS	SS	N/A	YE	2M/PUR	6	

* Length in meters.

Stainless Steel Front Face

TURCK

Stainless Steel Front Face



Housing Style	Part Number	ID Number	Features	Sensing Range (mm)	Output
30 mm - Embeddable, eurofast[®] Connection, Stainless Steel Front Face 	Bi10-EG30F-AG6X-H1141	M4614649		10	2-Wire DC
30 mm - Embeddable, eurofast Connection, Stainless Steel Front Face 	Bi10-EG30F-AN6X-H1141	M4614648		10	3-Wire DC NPN
	Bi10-EG30F-AP6X-H1141 Bi20-EG30F-AP6X-H1141	M4614647 M4614710	Ext. Range	10 20	3-Wire DC PNP
30 mm - Embeddable, Potted-In Cable, Stainless Steel Front Face 	Bi10-EG30F-AG6X	M4614646		10	2-Wire DC
30 mm - Embeddable, Potted-In Cable, Stainless Steel Front Face 	Bi10-EG30F-AN6X	M4614645		10	3-Wire DC NPN
	Bi10-EG30F-AP6X	M4614644		10	3-Wire DC PNP

Note: weldguard and PTFE coating available upon request.



Voltage	Switching Freq. (Hz)	Operating Current (mA)	Operating Temp. (°C)	Protection	Housing	Face	Power LED	Output LED	Mating Cordset	Wiring Diagram #	Wiring Diagrams
10-30 VDC	50	≤200	-25 to +70	IP67/IP68	SS	SS	N/A	YE	RKC 4T-*/S1587	1	<p>Diagram 1</p> <p>Diagram 2</p>
10-30 VDC	50	≤200	-25 to +70	IP67/IP68	SS	SS	N/A	YE	RKC 4T-*/S1587	2	<p>Diagram 3</p>
10-30 VDC	50 50	≤200 ≤200	-25 to +70 -25 to +70	IP67/IP68 IP67/IP68	SS SS	SS SS	N/A N/A	YE YE	RKC 4T-*/S1587 RKC 4T-*/S1587	3 3	<p>Diagram 4</p>
10-30 VDC	50	≤200	-25 to +70	IP67/IP68	SS	SS	N/A	YE	2M/PVC	4	<p>Diagram 5</p>
10-30 VDC	50	≤200	-25 to +70	IP67/IP68	SS	SS	N/A	YE	2M/PVC	5	<p>Diagram 6</p>
10-30 VDC	50	≤200	-25 to +70	IP67/IP68	SS	SS	N/A	YE	2M/PVC	6	<p>Diagram 7</p>

* Length in meters.

Stainless Steel Front Face