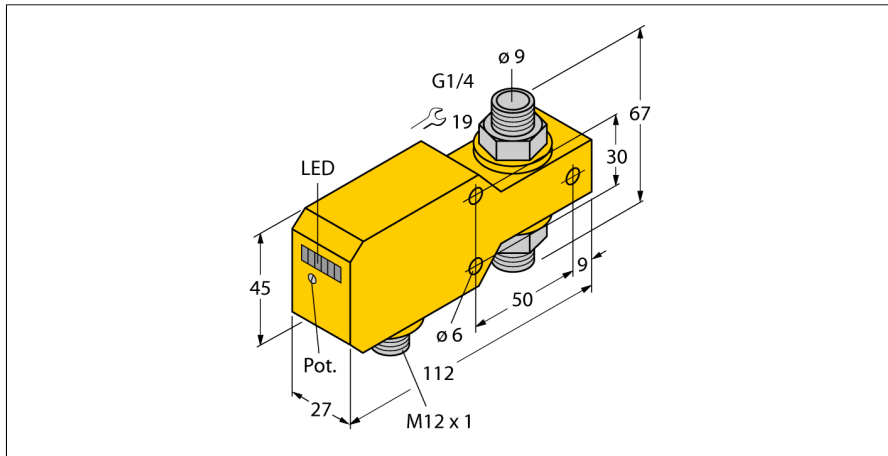


Flow monitoring

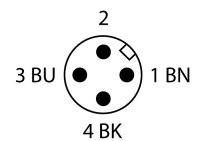
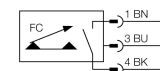
Inline sensor with integrated processor

FCI-D10A4P-AP8X-H1141/A



- Flow sensor for gaseous media
- Calorimetric principle
- Adjustment via potentiometer
- LED band
- Operating range 0.5...40 m/s
- DC 3-wire, 19.2...28.8 VDC
- NO contact, PNP output
- Plug-in device, M12 x 1

Wiring Diagram



Type code	FCI-D10A4P-AP8X-H1141/A
Ident-No.	6870646

Mounting	inline sensor
Air Operating Range	0.5...40 m/s
Stand-by time	10...30s
Switch-on time	typ. 2 s (1...20 s)
Switch-off time	typ. 2 s (1...20 s)
Temperature gradient	≤ 20 K/min
Medium temperature	-20...80 °C
Ambient temperature	0...60 °C

Operating voltage	19.2... 28.8VDC
Current consumption	≥ 50 mA
Output function	PNP, NO contact
Rated operational current	0.2 A
Voltage drop at I _r	≤ 1.5 V
Short-circuit protection	yes
Reverse polarity protection	yes

Housing material	plastic, PBT
Sensor material	stainless steel, AISI 316Ti
Max. tightening torque housing nut	30 Nm
Connection	flange connector, M12 x 1
Pressure resistance	20 bar
Process connection	G 1/4"

Switching state	LED chain green / yellow / red
Flow state display	LED chain
Indication: Drop below setpoint	LED red
Indication: Setpoint reached	LED yellow
Indication: Setpoint exceeded	4 x LEDs green

Functional principle

The function of the inline flow sensors is based on the thermo-dynamic principle. Heat is generated in a measuring tube and absorbed by the flowing medium. The transported heat loss is thus a measure of the flow speed. Thus TURCK's wear-free flow sensors reliably monitor the flow of gaseous and liquid media. A low pressure drop and fast response to flow rate variations are the outstanding features of these devices.