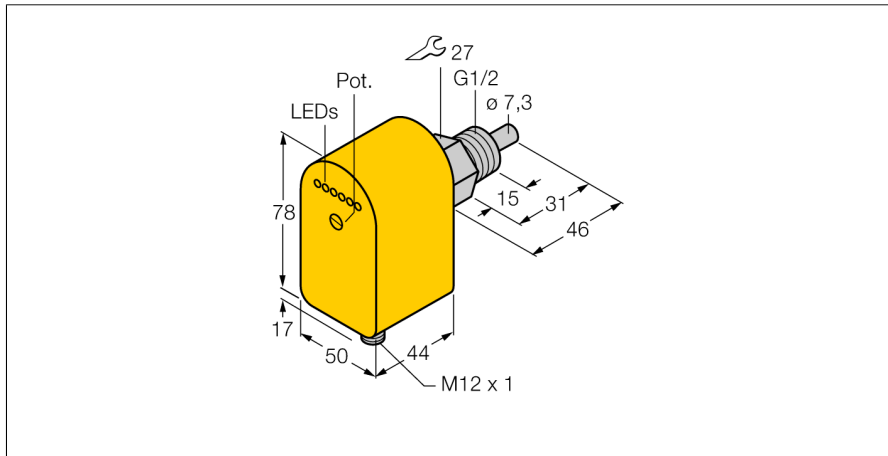


Flow monitoring

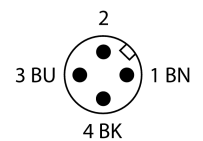
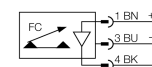
Immersion sensor with integrated processor

FCS-G1/2A4P-LIX-H1141



- Sensor for water
- Calorimetric principle
- Adjustment via potentiometer
- LED band
- With linearized analog output
- 3-wire DC, 21...26 VDC
- 4...20 mA analog output
- Plug-in device, M12 x 1

Wiring diagram



Type code	FCS-G1/2A4P-LIX-H1141
Ident-No.	6870056
Ident-No (TUSA)	M6870056

Mounting	insertion style sensor
Water Operating Range	5...150cm/s
Oil Operating Range	3...300 cm/s
Stand-by time	approx. 10 s
Setting time	1...15 s
Medium temperature	-20...80 °C
Ambient temperature	-20...70 °C

Operating voltage	21... 26VDC
Current consumption	≥ 100 mA
Output function	analog output
Short-circuit protection	yes
Reverse polarity protection	yes
Current output	4...20mA
Linearity deviation	≤ 10 %
Load	≤ 500 Ω
IP Rating	IP67

Housing material	plastic, PBT
Sensor material	stainless steel, AISI 316Ti
Max. tightening torque housing nut	30 Nm
Connection	male, M12 x 1
Pressure resistance	100 bar
Process connection	G 1/2"

Flow state display	LED chain, red (1x), green (5x)
LED display	red = 4 mA
	1x green > 4 mA
	2x green > 8 mA
	3x green > 12 mA
	4x green > 16 mA
	5x green = 20 mA

Functional principle

Our insertion - flow sensors operate on the principle of thermodynamics. The measuring probe is heated by several °C as against the flow medium. When fluid moves along the probe, the heat generated in the probe is dissipated. The resulting temperature is measured and compared to the medium temperature. The flow status of every medium can be derived from the evaluated temperature difference. Thus TURCK's wear-free flow sensors reliably monitor the flow of gaseous and liquid media.

