

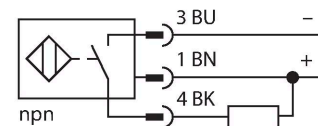
BI1.5-EG08WD-AN6X-H1341

Inductive Sensor – For Harsh Environments

Features

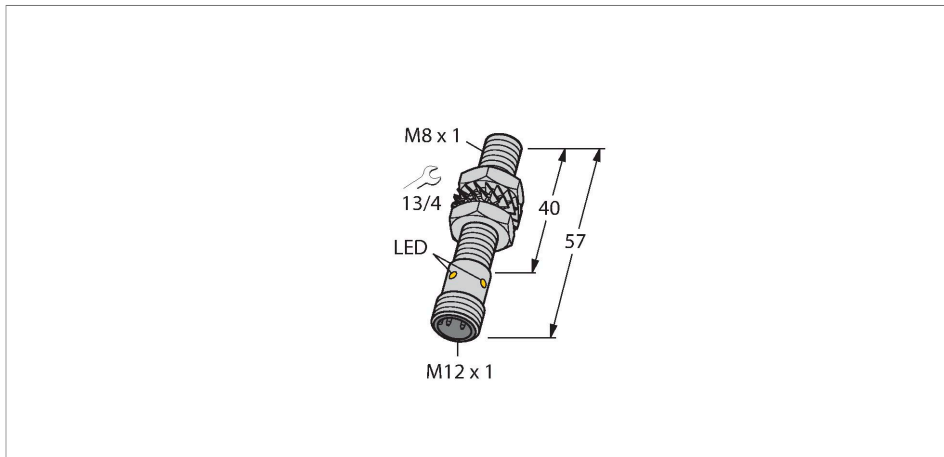
- M8 × 1 threaded barrel
- Stainless steel, 1.4404
- Protection class IP68/IP69K
- PVDF front cap
- Resistant to cleaning agents
- Resistance to cooling lubricants, cutting and grinding oils
- Viton O-ring seal
- Suitable for applications in the food industry
- DC 3-wire, 10...30 VDC
- NO contact, NPN output
- M12 × 1 male connector

Wiring diagram



Functional principle

TURCK offers leak-proof sensors for the food industry and machine engineering that are resistant to cleaning agents, cooling lubricants, cutting and grinding oils. They are made for rough environmental conditions and not only meet but even exceed the requirements of the protection classes IP68 and IP69. These rugged sensors are protected by a PVDF front cap, a special Viton seal and a stainless steel housing.



Technical data

Type	BI1.5-EG08WD-AN6X-H1341
Ident. no.	4602211
Rated switching distance	1.5 mm
Mounting conditions	Flush
Secured operating distance	$\leq (0.81 \times S_n)$ mm
Correction factors	St37 = 1; Al = 0.3; stainless steel = 0.7; Ms = 0.4
Repeat accuracy	$\leq 2\%$ of full scale
Temperature drift	$\leq \pm 10\%$
Hysteresis	3...15 %
Ambient temperature	-25...+85 °C
Operating voltage	10...30 VDC
Residual ripple	$\leq 10\% U_s$
DC rated operational current	≤ 150 mA
No-load current	≤ 15 mA
Residual current	≤ 0.1 mA
Isolation test voltage	≤ 0.5 kV
Short-circuit protection	yes / Cyclic
Voltage drop at I_e	≤ 1.8 V
Wire breakage/Reverse polarity protection	yes / Complete
Output function	3-wire, NO contact, NPN
Switching frequency	3 kHz
Design	Threaded barrel, M8 × 1
Dimensions	57 mm
Housing material	Stainless steel, 1.4427 SO

Technical data

Active area material	Plastic, PVDF
Admissible pressure on front cap	≤ 22 bar
Max. tightening torque housing nut	5 Nm
Electrical connection	Connector, M12 × 1
Vibration resistance	55 Hz (1 mm)
Shock resistance	30 g (11 ms)
Protection class	IP68 / IP69K
MTTF	2283 years acc. to SN 29500 (Ed. 99) 40 °C
Switching state	LED, Yellow

Mounting instructions

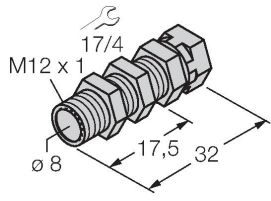
Mounting instructions/Description



Distance D	2 x B
Distance W	3 x Sn
Distance T	3 x B
Distance S	1.5 x B
Distance G	6 x Sn
Diameter active area B	Ø 8 mm

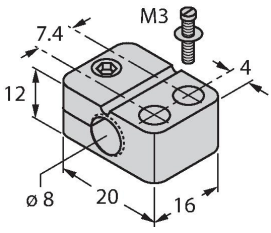
Accessories

QM-08 6945100



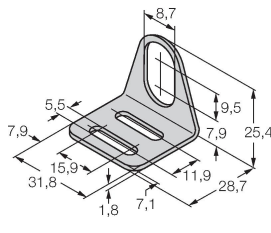
Quick-mount bracket with dead-stop, chrome-plated brass, male thread M12 x 1. Note: The switching distance of proximity switches may be reduced through the use of quick-mount brackets.

BST-08B 6947210



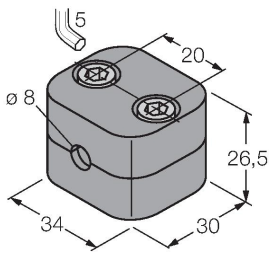
Mounting clamp for threaded barrel sensors, with dead-stop; material: PA6

MW08 6945008



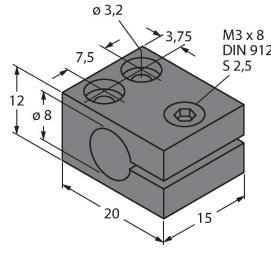
Mounting bracket for threaded barrel sensors; material: Stainless steel A2 1.4301 (AISI 304)

BSS-08 6901322



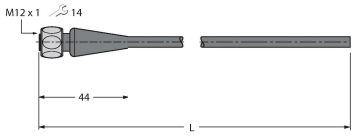
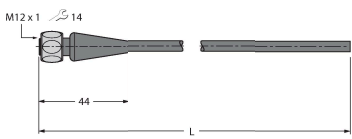
Mounting clamp for smooth and threaded barrel sensors; material: Polypropylene

MBS80 69479



Mounting clamp for smooth barrel sensors; mounting block material: Anodized aluminum

Wiring accessories

Dimension drawing	Type	Ident. no.	
	RKH4-2/TFE	6935482	Connection cable, M12 female, straight, 3-pin, stainless steel coupling nut, cable length: 2 m, jacket material: PVC, gray temperature range -25...+80 °C; other cable lengths and designs available, see www.turck.com
	RKH4-2/TFG	6934384	Connection cable, M12 female, straight, 3-pin, stainless steel coupling nut, cable length: 2 m, jacket material: TPE, gray temperature range -40...+105 °C; other cable lengths and designs available, see www.turck.com

B11.5-EG08WD-AN6X-H134| 05/27/2020 12-13 | technical changes reserved