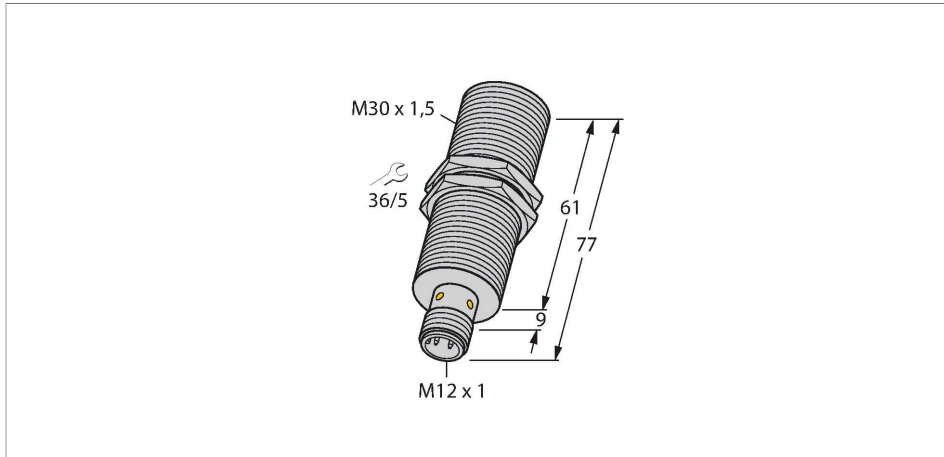


BI10-M30E-LIU-H1141

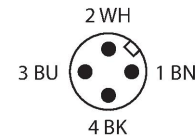
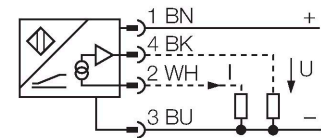
Inductive Sensor – With Analog Output



Features

- Threaded barrel, M30 x 1.5
- Long version
- Chrome-plated brass
- 4-wire, 15...30 VDC
- Analog output
- 0...10 V and 0...20 mA
- M12 x 1 male connector

Wiring diagram

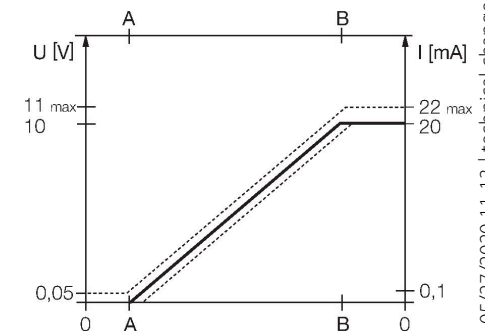


Technical data

Type	BI10-M30E-LIU-H1141
Ident. no.	1537003
Measuring range	3...8 mm
Mounting conditions	Flush
Secured operating distance	$\leq (0.81 \times S_n)$ mm
Correction factors	St37 = 1; Al = 0.3; stainless steel = 0.7; Ms = 0.4
Repeatability	$\leq 1\%$ of measuring range A - B
	0.5 %, after warm-up 0.5 h
Reproducibility	$\leq 50\ \mu\text{m}$
	$\leq 25\ \mu\text{m}$, after a warm-up time of 0.5 h
Linearity deviation	$\leq 3\%$
Temperature drift	$\leq \pm 0.06\% / \text{K}$
Ambient temperature	-25...+70 °C
Operating voltage	15...30 VDC
Residual ripple	$\leq 10\% U_{ss}$
No-load current	$\leq 8\ \text{mA}$
Isolation test voltage	$\leq 0.5\ \text{kV}$
Short-circuit protection	yes
Wire breakage/Reverse polarity protection	no / Complete
Output function	4-wire, Analog output
Voltage output	0...10 V
Current output	0...20 mA
Load resistance voltage output	$\geq 4.7\ \text{k}\Omega$
Load resistance, current output	$\leq 0.4\ \text{k}\Omega$

Functional principle

Inductive TURCK sensors with analog output accomplish simple control tasks. They provide a current, voltage or frequency signal proportional to the target's distance. The output signal is linear to the distance of the target over the entire sensing range.

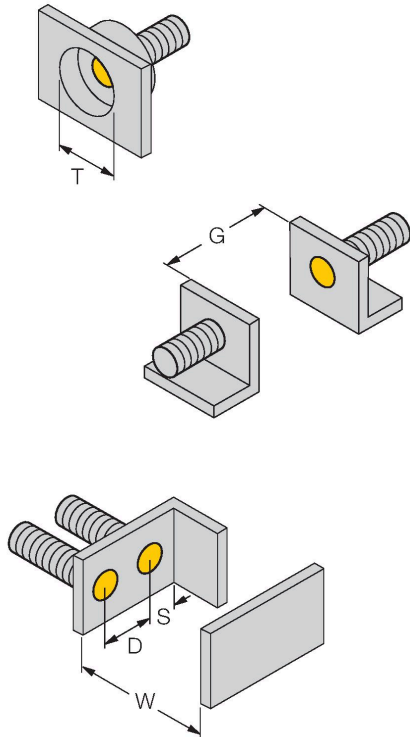


Technical data

Measuring sequence frequency	140 Hz
Design	Threaded barrel, M30 × 1.5
Dimensions	77 mm
Housing material	Metal, CuZn, Chrome-plated
Active area material	Plastic, PA12-GF30
Max. tightening torque housing nut	75 Nm
Electrical connection	Connector, M12 × 1
Vibration resistance	55 Hz (1 mm)
Shock resistance	30 g (11 ms)
Protection class	IP67
MTTF	751 years acc. to SN 29500 (Ed. 99) 40 °C

Mounting instructions

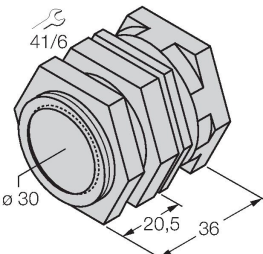
Mounting instructions/Description



Distance D	60 mm
Distance W	3 x Sn
Distance T	3 x B
Distance S	1.5 x B
Distance G	6 x Sn
Diameter active area B	Ø 30 mm

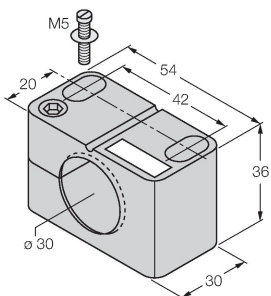
Accessories

QM-30 6945103



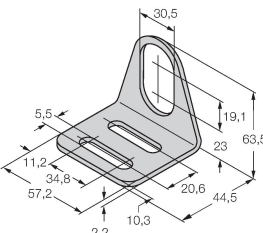
Quick-mount bracket with dead-stop; material: Chrome-plated brass. Male thread M36 × 1.5. Note: The switching distance of the proximity switches may change when using quick-mount brackets.

BST-30B 6947216



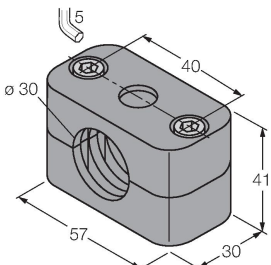
Mounting clamp for threaded barrel sensors, with dead-stop; material: PA6

MW30 6945005




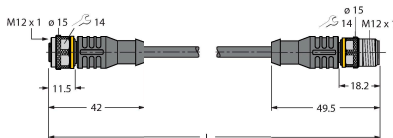
Mounting bracket for threaded barrel sensors; material: Stainless steel A2 1.4301 (AISI 304)

BSS-30 6901319



Mounting clamp for smooth and threaded barrel sensors; material: Polypropylene

Wiring accessories

Dimension drawing	Type	Ident. no.	
	RKC4.4T-2/TEL	6625013	Connection cable, female M12, straight, 4-pin, cable length: 2 m, sheath material: PVC, black; cULus approval; other cable lengths and qualities available, see www.turck.com
	RKC4.301T-0.15-RSC4.334T/TXL	6631382	Extension cable, M12 female/male, straight, 4-pin, cable length: 0.15m, jacket material: PUR, black; cULus approval; Adapter cable for sensors with analog output on pin 2, for connection to analog inputs of fieldbus modules with 4-wire technology