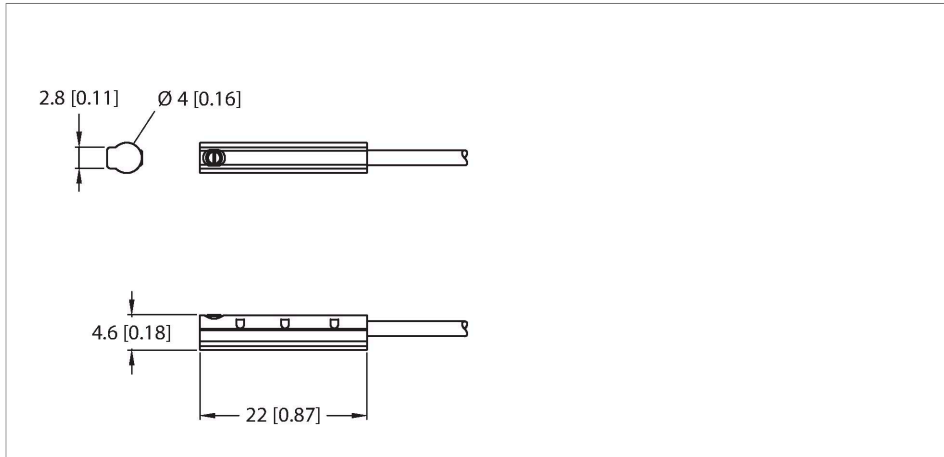


# BIM-UNC-AP6X

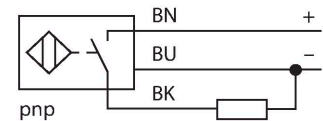
## Magnetic Field Sensor – For Pneumatic Cylinders



### Features

- For SMC C-groove cylinders without mounting accessories
- One-hand mounting possible
- Stable mounting
- Magneto-resistive sensor
- DC 3-wire, 11...30 VDC
- NO contact, PNP output
- Cable connection

### Wiring diagram

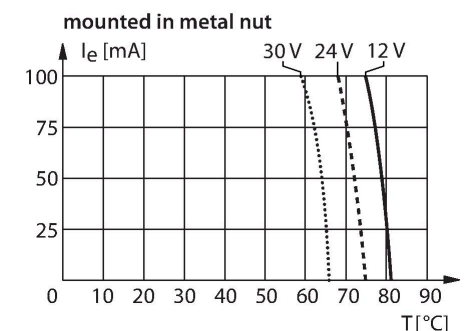
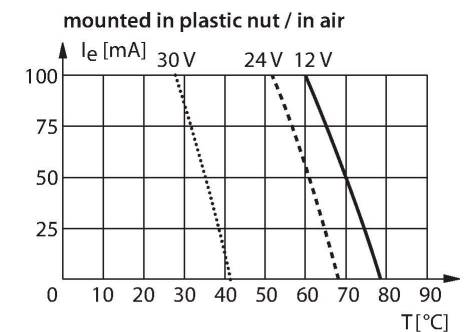


### Technical data

Type	BIM-UNC-AP6X
Ident. no.	100001904
Pass speed	≤ 3 m/s
Repeatability	≤ ± 0.1 mm
Temperature drift	≤ 0.3 mm
Hysteresis	≤ 1 mm
Ambient temperature	-25...+70 °C
Operating voltage	11...30 VDC
Residual ripple	≤ 10 % U <sub>ss</sub>
DC rated operational current	≤ 100 mA
No-load current	≤ 15 mA
Residual current	≤ 0.1 mA
Isolation test voltage	≤ 0.5 kV
Short-circuit protection	yes / Cyclic
Voltage drop at I <sub>e</sub>	≤ 1.8 V
Wire breakage/Reverse polarity protection	yes / Complete
Output function	3-wire, NO contact, PNP
Switching frequency	0.3 kHz
<b>Design</b>	<b>Rectangular, UNC</b>
Dimensions	22 x 4 x 4.6 mm
Housing material	Plastic, PP-GF20
Active area material	plastic, PP-GF20
Tightening torque fixing screw	0.1 Nm
Electrical connection	Cable

### Functional principle

Magnetic field sensors are activated by magnetic fields and are used, in particular, for the detection of the piston position in pneumatic cylinders. As magnetic fields can permeate non-magnetizable metals, they detect a permanent magnet attached to the piston through the aluminium cylinder wall.

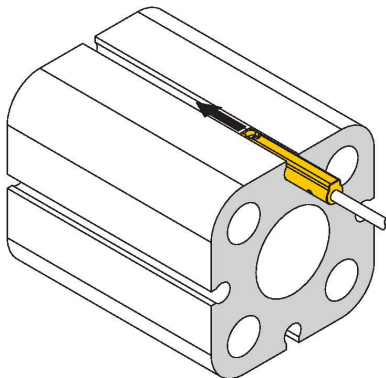


## Technical data

Cable quality	Ø 2 mm, Gray, Lif9Y-11Y, PUR, 2 m
Core cross-section	3 x 0.08 mm <sup>2</sup>
Litz wire	40 x0.05 mm
Vibration resistance	55 Hz (1 mm)
Shock resistance	30 g (11 ms)
Protection class	IP67
MTTF	2283 years acc. to SN 29500 (Ed. 99) 40 °C
<b>Mounting on the following profiles</b>	
Cylindrical design	#
Switching state	LED, Yellow
Included in delivery	Cable clip

## Mounting instructions

### Mounting instructions/Description



The sensor is mounted in the groove from the side. If the screw is turned clockwise, it moves out of the thread and pushes the sensor upwards towards the cylinder. This fixes the sensor in place. A quarter turn of the screw with a slotted screwdriver is sufficient to fasten the sensor so that it doesn't vibrate. A tightening torque of 0.1 Nm is sufficient for safe mounting without damaging the cylinder. A cable clip is included in the scope of delivery. It enables smooth cable routing in the groove and ensures that the cable is fastened as securely as possible. The corresponding accessories for mounting on other cylindrical housings must be ordered separately.