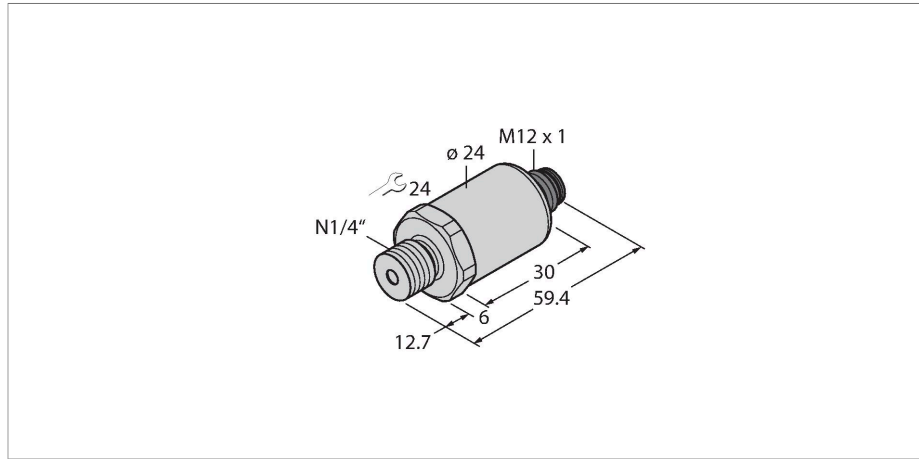


PT3000PSIG-2003-U1-H1141

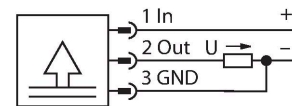
Pressure Transmitter – With Voltage Output (3-Wire)



Features

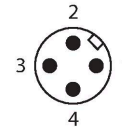
- Fully welded metal measuring cell
- Pressure range 0...3000 psi rel.
- 12...33 VDC
- Analog output 0...10 V
- Process connection 1/4"-18 NPT male thread
- Plug-in device, M12 × 1

Wiring diagram



Technical data

| | |
|---|--|
| Type | PT3000PSIG-2003-U1-H1141 |
| Ident. no. | 6837298 |
| Pressure range | |
| Relative pressure | 0...206.84 bar rel. |
| | 0...3000 psi |
| | 0...20.68 MPa |
| Admissible overpressure | ≤ 750 bar |
| Burst pressure | ≥ 1500 bar |
| Response time | < 2 ms, typ. 1 ms |
| Long-term stability | 0.25 % FS, according to IEC EN 60770-1 |
| Power supply | |
| Operating voltage | 12...33 VDC |
| Current consumption | ≤ 7 mA |
| Short-circuit/reverse polarity protection | yes / yes |
| Protection type and class | IP67 / III |
| Insulation voltage | 750 VDC |
| Outputs | |
| Output 1 | Analog output |
| Output function | Analog output voltage |
| Analog output | |
| Voltage output | 0...10 V |
| Load | ≤ 100 nF/>10 kΩ |
| Resolution | < 0.1 % FS |



Functional principle

The pressure sensors of the PT...-2000 series operate with a fully welded metal measuring cell. Depending on the sensor variant, the processed signal is available as an analog output signal via 4...20 mA (2-wire), 0...10 V, 0...5 V and 1...6 V (3-wire) or as an IO-Link process parameter. The IO-Link sensor versions also have two independently configurable switching outputs.

Technical data

| | |
|---|--|
| Genauigkeit LHR | ± 0.3 % FS BSL |
| Temperature behaviour | |
| Medium temperature | -40...+135 °C |
| Temperature coefficient | ± 0.2 % of full scale/10 K |
| Ambient conditions | |
| Ambient temperature | -30...+85 °C |
| Storage temperature | -50...+100 °C |
| Vibration resistance | 20 g, 15...2000 Hz, 15...25 Hz with amplitude +/- 15 mm, 1 octave/minute all 3 directions, 50 continuous loads, acc. to IEC 68-2-6 |
| Shock resistance | 100 g, 11 ms, half sinusoidal curve, all 6 directions, free fall from 1 m onto concrete (6x), acc. to IEC 68-2-27 |
| Housing | |
| Housing material | Stainless-steel/Plastic, 1.4404 (316L)/Polyarylamide 50 % GF UL 94 V-0 |
| Pressure connection material | Stainless steel 1.4404 (AISI 316L) |
| Pressure transducer material | Stainless steel 1.4435 / AISI 316L |
| Process connection | NPT ¼"-18 male thread |
| Wrench size pressure connection / coupling nut | 24 |
| Electrical connection | Connector, M12 × 1 |
| Max. tightening torque housing nut | 20 Nm |
| Reference conditions acc. to IEC 61298-1 | |
| Temperature | 15...+25 °C |
| Atmospheric pressure | 860...1060 hPa abs. |
| Humidity | 45...75 % rel. |
| Auxiliary power | 24 VDC |
| MTTF | 1238 years acc. to SN 29500 (Ed. 99) 40 °C |